

EMX 43 BT PRO



PROFESSIONAL SCRUBBING MACHINES

ITA CATALOGO RICAMBI
ENG SPARE PARTS CATALOGUE

 **FIMAP®**



DOC. 10129413 - Ver. AA - 08-2023

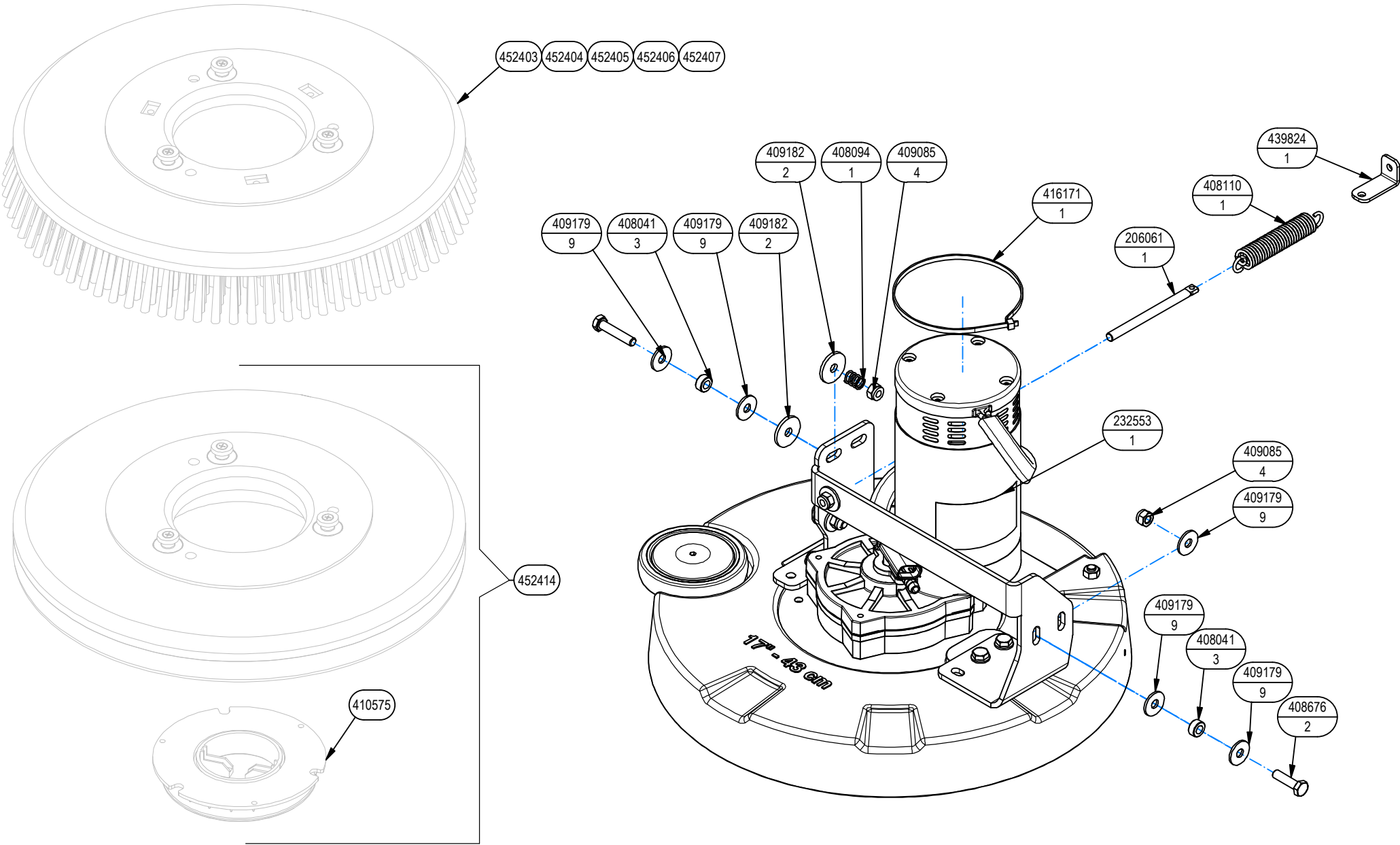
SOMMARIO

SOMMARIO	2
GRUPPO BASAMENTO L=43 CM (L=17IN).....	4
GRUPPO PRE ASSEMBLAGGIO BASAMENTO L=43 CM (L=17IN).....	6
GRUPPO TELAIO E BRACCIO EMX BT	8
PREMONTAGGIO TERGIPAVIMENTI L=700 CM (L=27.5 IN).....	12
GRUPPO ATTACCO TERGIPAVIMENTO	14
ASSIEME SERBATOIO SOLUZIONE	16
ASSIEME SERBATOIO RECUPERO	20
GRUPPO MOTORE ASPIRAZIONE.....	23
GRUPPO MOTORE ASPIRAZIONE HEPA	25
GRUPPO IMPIANTO IDRICO	27
GRUPPO COMANDO MARCIA PRO	57
GRUPPO IMPIANTO ELETTRICO	60
GESTIONE DELLA FLOTTA WIFI.....	62
GESTIONE DELLA FLOTTA GSM	63
GRUPPO COMANDO FLOTTA WIFI+GSM	64
GRUPPO CARICA BATTERIE 24V 15A	65
BATTERIA LI-ION 50AH	66
KIT BATTERIA LI-ION 100 AH	68
KIT FISSAGGIO BATTERIE 75 AH	70
KIT PARASPRUZZI L=43 (17IN)	71
GRUPPO ETICHETTE	72
TABELLA CAVI ELETTRICI	73
TABELLA IMPIANTO IDRICO	91

SUMMARY

SUMMARY	3
BRUSHES BASE ASSEMBLY L=43 CM (L=17IN)	4
BRUSHES BASE PRE-ASSEMBLY L=43 CM (L=17IN).....	6
GROUP BASE CONTROL AND FRAME UNIT	8
SQUEEGEE L=700 CM (27.5 IN) ASSEMBLY	12
SQUEEGEE CONTROL ASSEMBLY	14
SOLUTION TANK ASSEMBLY	16
RECOVERY TANK ASSEMBLY	20
SUCTION MOTOR ASSEMBLY.....	23
SUCTION MOTOR	25
WATER UNIT	27
CONTROL HANDLEBAR GROUP	57
ELETTRIC COMPONENTS ASSEMBLY.....	60
FLEET MANAGEMENT WIFI	62
FLEET MANAGEMENT GSM.....	63
FLEET MANAGEMENT WIFI+GSM	64
BATTERY CHARGER GROUP.....	65
BATTERY LI-ION 50 AH	66
BATTERY LI-ION 100 AH	68
KIT BATTERY ASSEMBLY	70
KIT SPLASH GUARD 43 (17IN)	71
GROUP DECAL	72
ELECTRICAL CABLES TABLE	73
WATER SYSTEM TABLE	91

232554 - GRUPPO BASAMENTO 43 cm/17 in (SILVER)
GROUP BASE BRUSH



232554 - GRUPPO BASAMENTO 43 cm/17 in (SILVER)

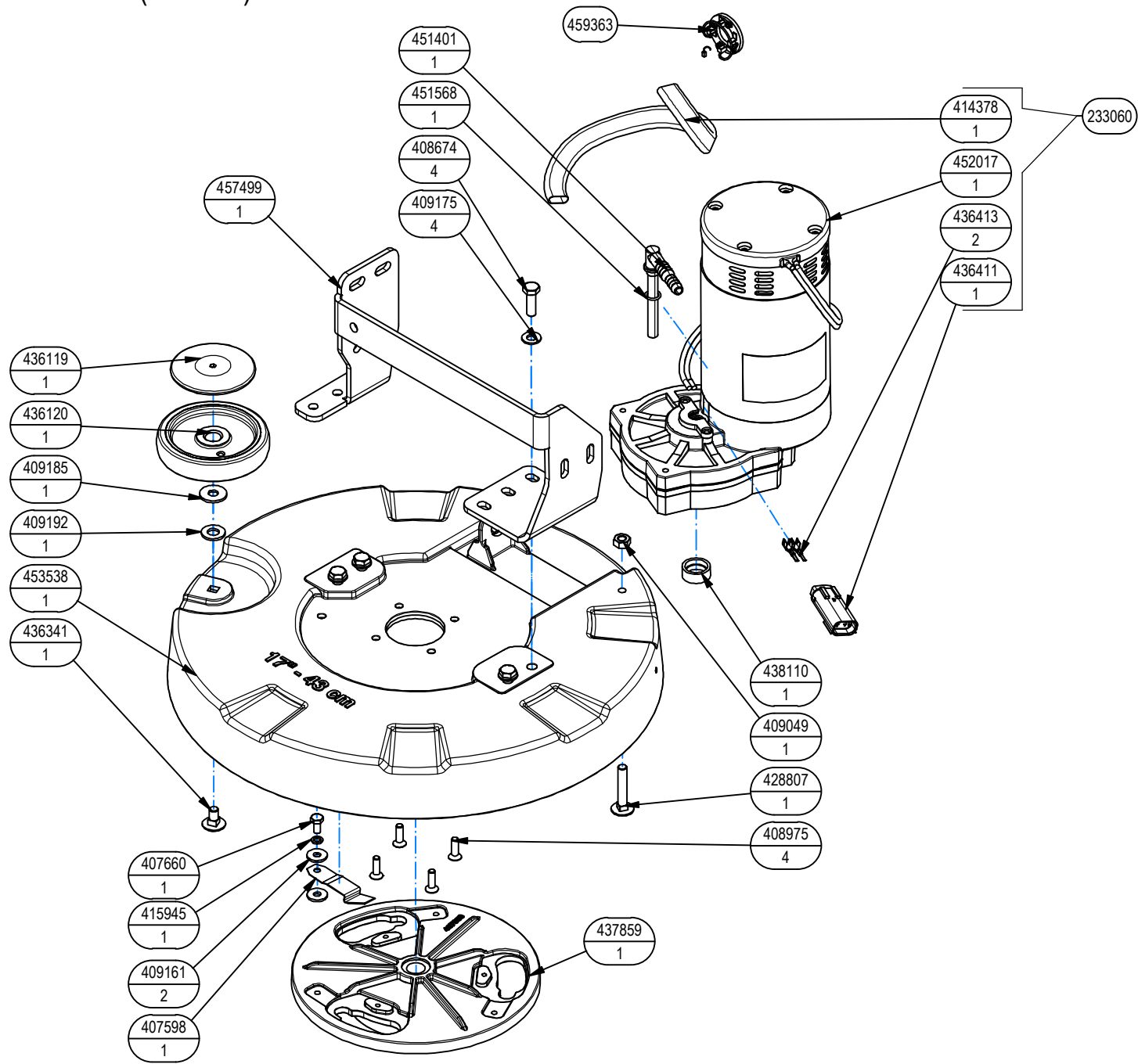
01

GROUP BASE BRUSH

—	TECHNICAL NEWS	SERIAL NUMBER	CODICE	QTÀ	DESCRIZIONE	DESCRIPTION
			206061	1	REGISTRO PRESSIONE SPOSTAM. LATER.	DOWN PRESSURE ADJUSTER
			232553	1	PREM. BASAMENTO D43cm 17in	ASSEMBLY BRUSH DECK 17in
			408041	3	BOCCOLA D=14,9 D=8,25 S=7 OT58	BUSHING D=14,9 D=8,25 S=7
			408094	1	MOLLA 12x1,5x15	SPRING 12x1,5x15
			408110	1	MOLLA TRAZIONE 20x2,8x109	SPRING 20x2,8x109
			408676	2	VITE M8X30 UNI 5739 ZINC	SCREW M8X30 UNI 5739 ZINC
			408679	1	VITE M8x40 UNI 5739 ZINC	SCREW M8x40 UNI 5739 ZINC
			409085	4	DADO M8 UNI 7474 - ZINC	NUT M8 UNI 7474 - ZINC
			409179	9	RONDELLA D24 UNI 6593 ZINC	WASHER D24 UNI 6593 ZINC
			409182	2	RONDELLA 8,5x30x3 NYLON	WASHER 8,5x30x3 NYLON
			416171	1	FASCETTA PLASTICA 4.5x430	ZIP TIE 4.5x430
			439824	1	STAFFA REGISTRO MOLLA BASAMENTO	BRACKET
			452403	1	SPAZZOLA 43cm De=430 Df=410 PPL 0,3 AZZURRO	BRUSH 17" De=17" Df=16" PPL 0.3 BLUE
			452404	1	SPAZZOLA 43cm De=430 Df=410 PPL 0,6 BIANCO	BRUSH 17" De=17" Df=16" PPL 0.6 WHITE
			452405	1	SPAZZOLA 43cm De=430 Df=410 PPL 0,9 NERO	BRUSH 17" De=17" Df=16" PPL 0.6 BLACK
			452406	1	SPAZZOLA 43cm De=430 Df=410 PPL 0,9 TYNEX 1,0	BRUSH 17" De=17" Df=16" TYNEX 1,0
			452407	1	SPAZZOLA 43cm De=430 Df=410 PPL 0,9 TAMPICO	BRUSH 17" De=17" Df=16" TAMPICO
↓			452414	1	DISCO TRASCINATORE D=410 - C-LOCK	PAD HOLDER D= 17" C-LOCK
↑			410575	1	CENTER LOCK H=20 A VITE VERDE	CENTER LOCK H=20 - THREADED GREEN

232553 -PREM. BASAM. 43cm 17in (SILVER)
GROUP BASE BRUSH

01A

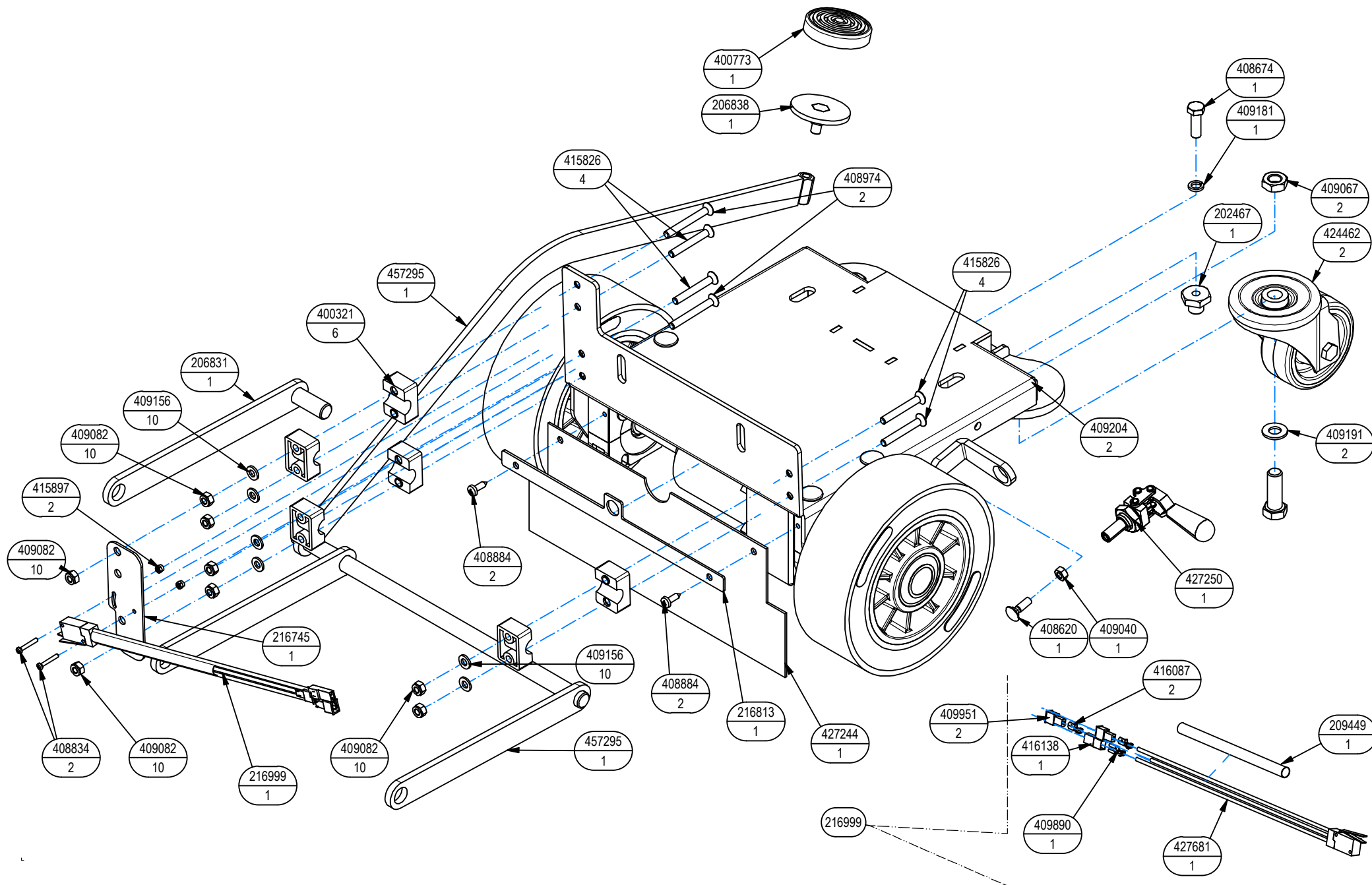


232553 -PREM. BASAM. 43cm 17in (SILVER)

01

GROUP BASE BRUSH

–	TECHNICAL NEWS	SERIAL NUMBER	CODICE	QTÀ	DESCRIZIONE	DESCRIPTION
↓			233060	1	MOTORID. 24V 500W 140RPM M18-SX + CONN.	GEARMOTOR WITH CONNECTOR
↑			414378	1	GUAINA D=12,7x300 TERMOR.	SHEATH D=12,7x300
↑			436411	1	CONNETTORE MOLEX MX150L FEM. 19433-0013	CONNECTOR MOLEX MX150L 19433-0013
↑			436413	2	TERMINAL MOLEX MX150L MAS. 19431-0001	PIN MOLEX MX150L 19431-0001
↑			452017	1	MOTORID. 24V 500W 140RPM M18-SX -NO PIPE	GEAR MOTOR
			407598	1	MOLLA BLOCCAGGIO SPAZZOLE	SPRING
			407660	1	VITE M6X12 UNI 5739 AISI	SCREW M6X12 UNI 5739 AISI
			408674	4	VITE M8x25 UNI 5739 ZINC	SCREW M8x25 UNI 5739 ZINC
			408975	4	VITE M6X20 UNI 5933 ZINC	SCREW M6X20 UNI 5933 ZINC
			409049	1	DADO M8 UNI 5588 - AISI	NUT M8 UNI 5588 - AISI
			409086	4	DADO M8 UNI 7473 ZINC	NUT M8 UNI 7473 ZINC
			409161	2	RONDELLA D18x2 UNI 6593 AISI	WASHER D18x2 UNI 6593 AISI
			409175	4	RONDELLA D17 UNI 6592 ZINC.	WASHER D17 UNI 6592 ZINC.
			409185	1	RONDELLA D24 UNI 6593 AISI	WASHER D24 UNI 6593 AISI
			409192	1	RONDELLA D21 UNI 6592 AISI	WASHER D21 UNI 6592 AISI
			415945	1	RONDELLA D11,8 UNI 1751 AISI	WASHER D11,8 UNI 1751 AISI
			428807	1	VITE M8x45 UNI 5732 AISI	SCREW M8x45 UNI 5732 AISI
			436119	1	BOCCOLA COPERTURA RUOTINA BASAMENTO	BUMPER WHEEL COVER
			436120	1	RUOTINA PARACOLPI BASAMENTO D=100 H=20	BUMPER WHEEL
			436341	1	VITE M8x16 UNI 5732 AISI	SCREW M8x16 UNI 5732 AISI
			437859	1	FLANGIA SPAZZOLA	BRUSH COUPLING FLANGE
			438110	1	DISTANZIALE D=25 d=18,1-20 S=10 AISI 303	SPACER D=25 d=18,1-20 S=10 AISI 303
			451401	1	TUBETTO ACQUA MOTORID. Ø10-12 L=73	FITTING Ø10-12 L=73 for GEARMOTOR
			451568	1	GUARNIZIONE O-RING 013 - D=10,82 S=1,78	O-RING 013 - D=10,82 S=1,78
			453538	1	BASAMENTO 43 SILVER	BRUSH DECK FRAME
			457499	1	STAFFA BASAMENTO	BRUSH DECK BRACKET
			459363	2	CARBONCINI MOTORE	CARBON BRUSH

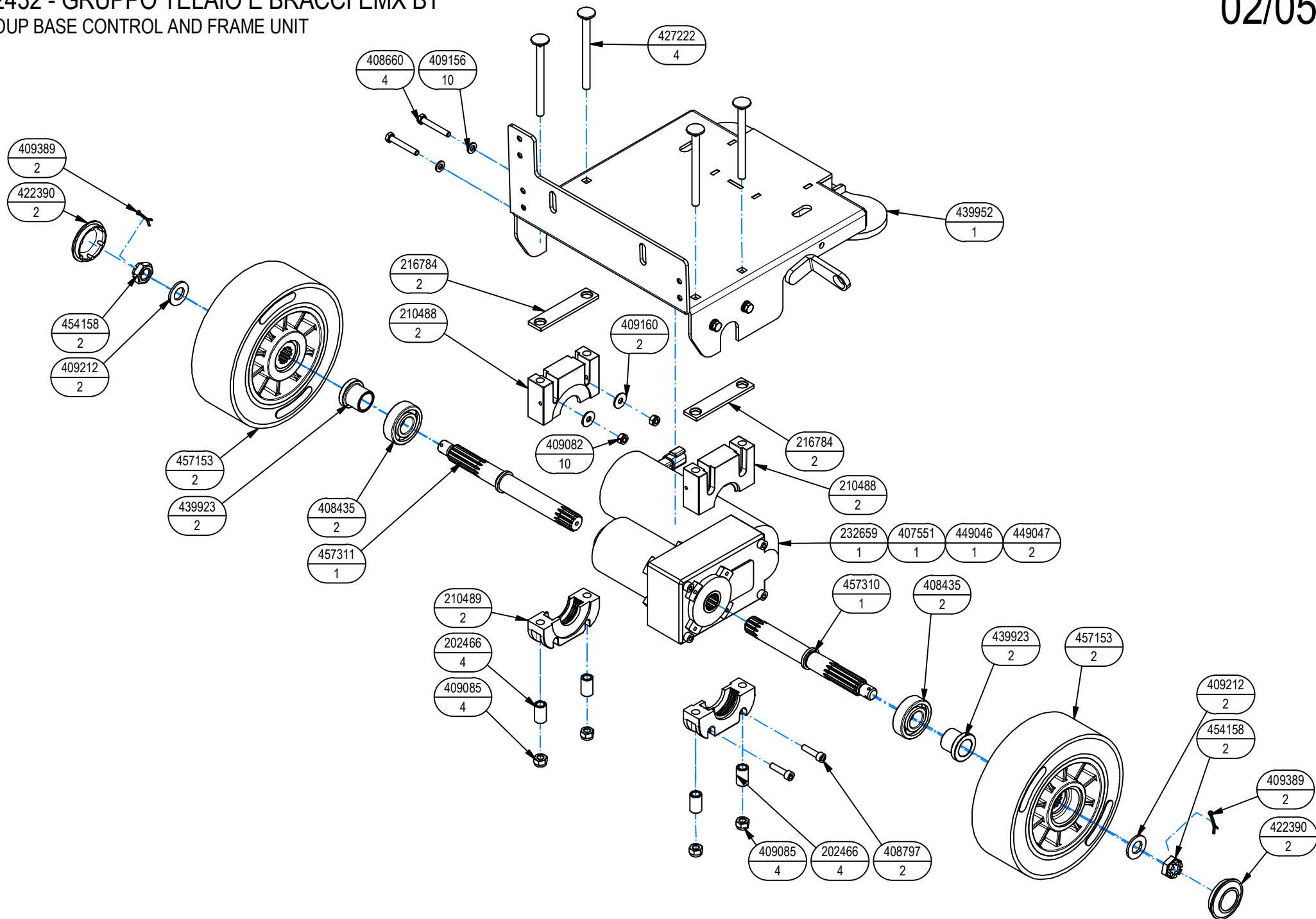


232432 - GRUPPO TELAIO E BRACCI EMX BT

GROUP BASE CONTROL AND FRAME UNIT

10126124-AA

02/05



232432 - GRUPPO TELAIO E BRACCI EMX BT

GROUP BASE CONTROL AND FRAME UNIT

—	TECHNICAL NEWS	SERIAL NUMBER	CODICE	QTÀ	DESCRIZIONE	DESCRIPTION
			202466	4	BOCCOLA D=13 d=8,2 S=22	BUSHING D=13 d=8,2 S=22
			202467	1	BOCCOLA CH22 d=M8 S=17 AVP	BUSHING CH22 d=M8 S=17 AVP
			206831	1	BRACCIO TERZO PUNTO	ARM
			206838	1	PEDALE	PEDAL
			210488	2	SUPPORTO CUSCINETTO SUP. LAVORATO HS50	BEARING HOLDER
			210489	2	SUPPORTO CUSCINETTO INF. LAVORATO HS50	BEARING HOLDER
			216745	1	STAFFA FINECORSO BASAMENTO SPAZZOLE	BRACKET
			216784	2	SPESSORE TELAIO TRAZIONE	SPACER
			216813	1	LAMA GOMMA PARASPRUZZI	SQUEEGEE BLADE STRIP
↓			216999	1	MICROINT. ABV1612613 + FASTON	MICROSWITCH ABV1612613
↑			209449	1	TUBETTO RESTRINGIBILE 9,5X150	HEATSHRINKABLE PIPE
↑			409890	1	FASTON FEMMINA 6,3 NUDO	FASTON FEMALE 6,3
↑			409951	2	COPRIFASTON MASCHIO 6,3	MALE FASTON COVER
↑			416087	2	FASTON MASCHIO NUDO D.6,3	FASTON MALE 6,3
↑			416138	1	COPRIFASTON X FEMMINA D.6.3 25X9 BIAN	FEMALE FASTON COVER
↑			427681	1	MICROINT. ABV1612613 C/LAMA PIATTA	MICROSWITCH ABV1612613
↓			232659	1	PREM. MOTORIDUTTORE TRAZIONE EMX	GEARMOTOR w CONNECTOR
↑↓			407551	1	MOTORIDUTTORE 24V 150W 100G	GEARMOTOR 24V 150W 100RPM
↑↑			409413	2	SPAZZOLA 7X14 (ROSA) (M.RID.407551)	CARBON BRUSH
↑			449046	1	CONNETTORE DEUTSCH DT04-2P	CONNECTOR DEUTSCH DT04-2P
↑			449047	2	CONTATTO DEUTSCH 1060-16-0622	PIN DEUTSCH 1060-16-0622
			400321	6	MORSETTO SUPPORTO SPAZZOLE	CLAMP
			400773	1	COPRI PEDALE D56	PEDAL COVER
			408435	2	CUSCINETTO SF 6204 D=47 d=20 S=14	BEARING SF 6204 D=47 d=20 S=14
			408620	1	VITE M6X20 UNI 5732 ZINC	SCREW M6X20 UNI 5732 ZINC
			408660	4	VITE M6x40 UNI 5739 ZINC	SCREW M6x40 UNI 5739 ZINC
			408674	1	VITE M8x25 UNI 5739 ZINC	SCREW M8x25 UNI 5739 ZINC
			408746	2	VITE M12X35 UNI 5739 ZINC	SCREW M12X35 UNI 5739 ZINC
			408797	2	VITE M6x25 UNI 5931 ZINC	SCREW M6x25 UNI 5931 ZINC
			408834	2	VITE M3X20 UNI 7687 ZINC	SCREW M3X20 UNI 7687 ZINC
			408884	2	VITE D.4,8x16 UNI 6954	SCREW D.4,8x16 UNI 6954
			408974	2	VITE M6x50 UNI 5933 ZINC.	SCREW M6x50 UNI 5933 ZINC.
			409040	1	DADO M6 UNI 5588 ZINC	NUT M6 UNI 5588 ZINC
			409067	2	DADO M12 UNI 5589 ZINC	NUT M12 UNI 5589 ZINC
			409082	10	DADO M6 UNI 7474 ZINC	NUT M6 UNI 7474 ZINC
			409085	4	DADO M8 UNI 7474 - ZINC	NUT M8 UNI 7474 - ZINC
			409156	10	RONDELLA D12 UNI 6592 ZINC	WASHER D12 UNI 6592 ZINC

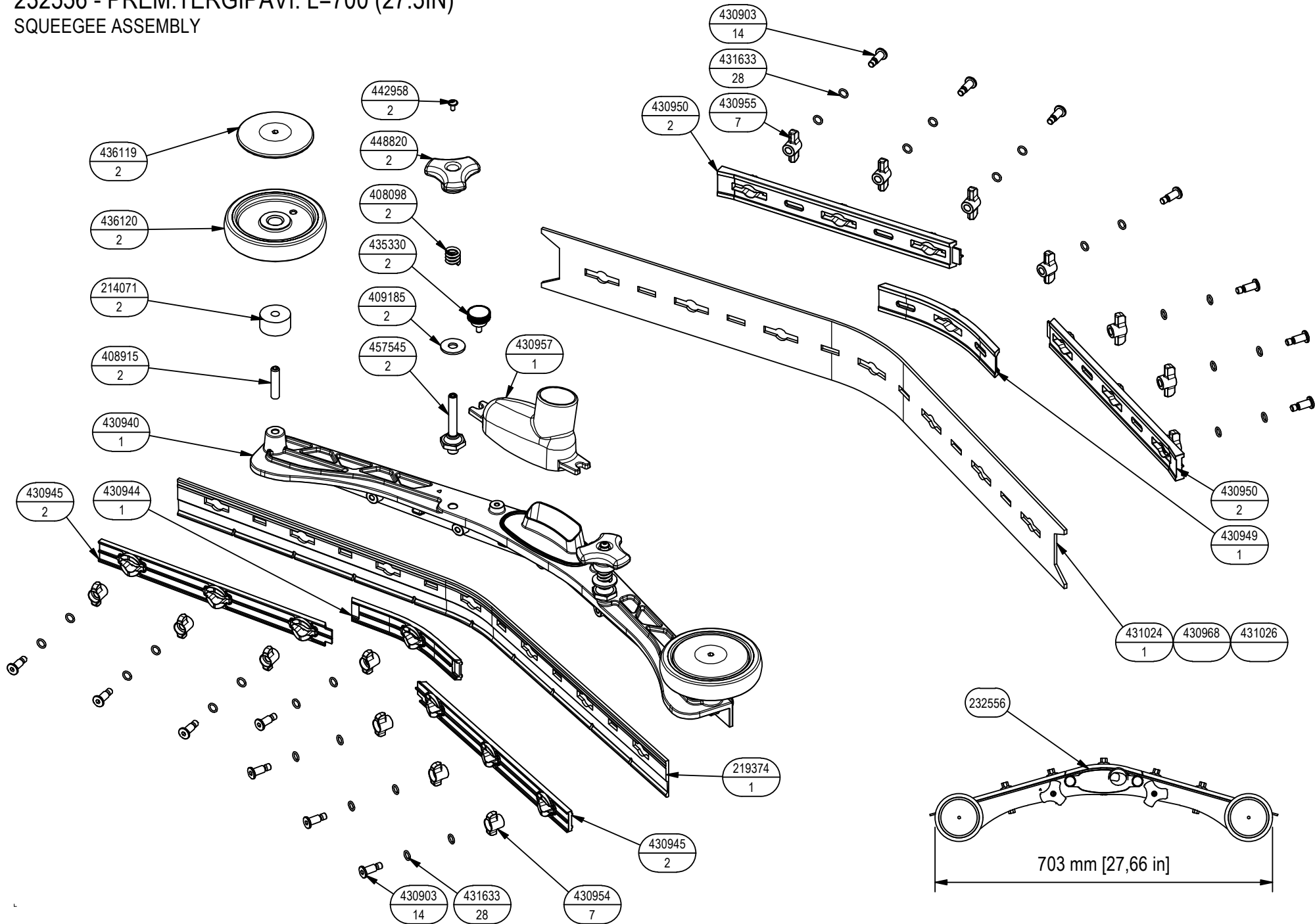
232432 - GRUPPO TELAIO E BRACCI EMX BT

GROUP BASE CONTROL AND FRAME UNIT

–	TECHNICAL NEWS	SERIAL NUMBER	CODICE	QTÀ	DESCRIZIONE	DESCRIPTION
			409160	2	RONDELLA D18 UNI 6593 ZINC	WASHER D18 UNI 6593 ZINC
			409164	2	RONDELLA D11,8 UNI 1751 ZINC	WASHER D11,8 UNI 1751 ZINC
			409181	1	RONDELLA D13 UNI 1751 ZINC	LOCK WASHER D13 UNI 1751 ZINC
			409191	2	RONDELLA D21 UNI 6592 ZINC	WASHER D21 UNI 6592 ZINC
			409204	2	RONDELL 12x4x3 RIFORZ.ASA B27 ZIN	WASHER 12x4x3 RIFORZ.ASA B27 ZIN
			409212	2	RONDELLA D14 UNI 6592 AISI	WASHER D14 UNI 6592 AISI
			409389	2	COPIGLIA D2,5 X 25 UNI 1336	SPLIT PIN D2,5 X 25 UNI 1336
			415826	4	VITE M6X45 UNI 5933 ZINC	SCREW M6X45 UNI 5933 ZINC
			415897	2	DADO M3 UNI 7474 AISI	NUT M3 UNI 7474 AISI
			422390	2	TAPPO COPRIMOZZO G48	HUBCAP
			424462	2	RUOTA PIV. D=80 H=32 2 CUSCINETTI AISI	CASTOR WHEEL D=80 H=32
			427222	4	VITE M8x100 UNI 5732 ZINC	SCREW M8x100 UNI 5732 ZINC
			427244	1	GOMMA PARASPRUZZI	SPLASH GUARD
			427250	1	LEVA FRENO 602	BRAKE LEVER 602
			439923	2	DISTANZIALE D=33-25 d=20,2 L=26 S235	SPACER D=33-25 d=20,2 L=26 S235
			439952	1	TELAIO	FRAME
			454158	2	DADO M14 DIN 937 ZINC	NUT M14 DIN 937 ZINC
			457153	2	RUOTA D=175 d=20 S=60 MOZ. SCAN. CON COP	WHEEL D=175 d=20 S=60
			457295	1	BRACCIO COMANDO BASAMENTO	ARM
			457310	1	SEMIASSE SX EMX DADO+COP	LEFT AXLE SHAFT
			457311	1	SEMIASSE DX EMX DADO+COP	RIGHT AXLE SHAFT

232556 - PREM.TERGIPAVI. L=700 (27.5IN)
SQUEEGEE ASSEMBLY

03

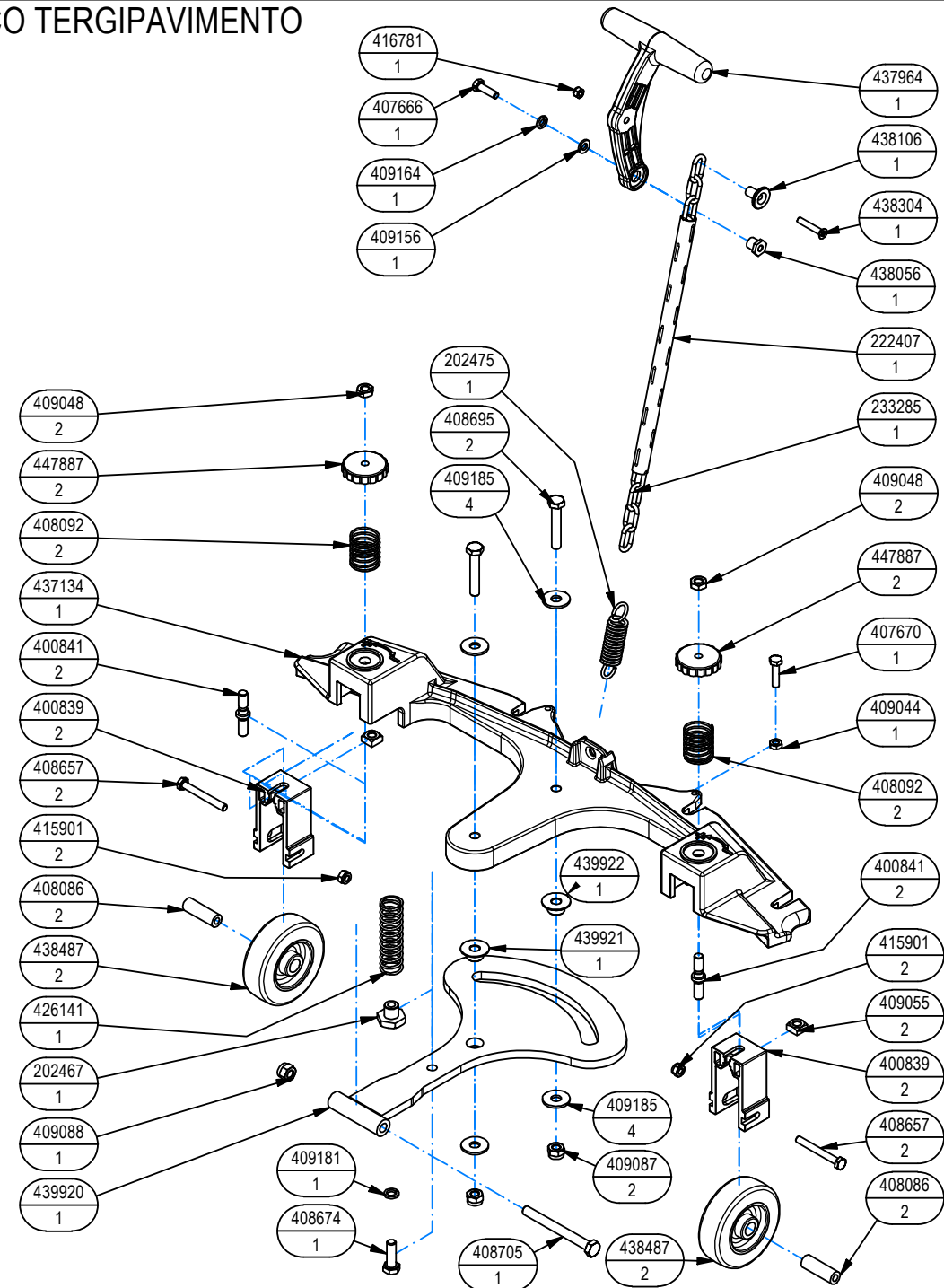


232556 - PREM.TERGIPAVI. L=700 (27.5IN)

SQUEEGEE ASSEMBLY

–	TECHNICAL NEWS	SERIAL NUMBER	CODICE	QTÀ	DESCRIZIONE	DESCRIPTION
↓			232556	1	PREM. TERGIPAVIMENTO L=700	SQUEEGEE PRE-ASSEMBLY
↑			214071	2	DISTANZIALE D=30 d=8,2 S=16 PP	SPACER D=30 d=8,2 S=16 PP
↑			219374	1	GOMMA ANT. POLIURETANO H=45 L=690 S=4	FRONT BLADE H=45 L=690 S=4
↑			408098	2	MOLLA COMPR. 14,5x15x2,5 COLON. TERGIP.	SPRING 14,5x15x2,5
↑			408915	2	GRANO M8X35 UNI 5923	SET SCREW M8X35 UNI 5923
↑			409185	2	RONDELLA D24 UNI 6593 AISI	WASHER D24 UNI 6593 AISI
↑			430903	14	PERNO MANOPOLINA D=11,8 d=7 M=6 H=22	PIN D=11,8 d=7 M=6 H=22
↑			430940	1	CORPO TERGIPAVIMENTO L=638	SQUEEGEE SHOE L=638
↑			430944	1	PREMIGOMMA ANTERIORE CENTRALE	FRONT CENTRAL STRIP
↑			430945	2	PREMIGOMMA ANTERIORE L=638	FRONT STRIP L=638
↑			430949	1	PREMIGOMMA POSTERIORE CENTRALE	REAR CENTRAL STRIP
↑			430950	2	PREMIGOMMA POSTERIORE L=638	REAR STRIP L=638
↑			430954	7	GALLETTO CHIUSURA ANTERIORE	FRONT WING NUT
↑			430955	7	GALLETTO CHIUSURA POSTERIORE	REAR WING NUT
↑			430957	1	BOCCHETTA DRITTA D=40 + GUARN.	OPENING D=40
↑			431024	1	GOMMA POST. 33 SHORE H=70 L=750 S=4	REAR SQUEEGEE BLADE LATEX H=70 L=750 S=4
			430968	1	GOMMA POST. POLIURETANO H=70 L=750 S=4	REAR RUBBER POLYURETHANE H=70 L=750 S=4
			431026	1	GOMMA POST. LATEX H=70 L=750 S=4	REAR RUBBER LATEX H=70 L=750 S=4
↑			431633	28	O-RING 7x1,5 NBR 70 SHORE	O-RING 7x1,5 NBR 70 SHORE
↑			435330	2	VOLANTINO ZIGRINATO ZPX/22 M5x10 6331400	KNOB ZPX/22 M5x10
↑			436119	2	BOCCOLA COPERTURA RUOTINA BASAMENTO	BUMPER WHEEL COVER
↑			436120	2	RUOTINA PARACOLPI BASAMENTO D=100 H=20	BUMPER WHEEL
↑			442958	2	VITE M4x8/8 ISO 7380-2 AISI	SCREW M4x8/8 ISO 7380-2 AISI
↑			448820	2	MANOPOLA DI BLOCCO PARASPRUZZI	KNOB
↑			457545	2	COLONNETTA SGANCIO M10-CH22 L=68 - M8	STUD BOLT M10-CH22 L=68 - M8

232433 - GRUPPO ATTACCO TERGIPAVIMENTO
SQUEEGEE CONTROL ASSEMBLY

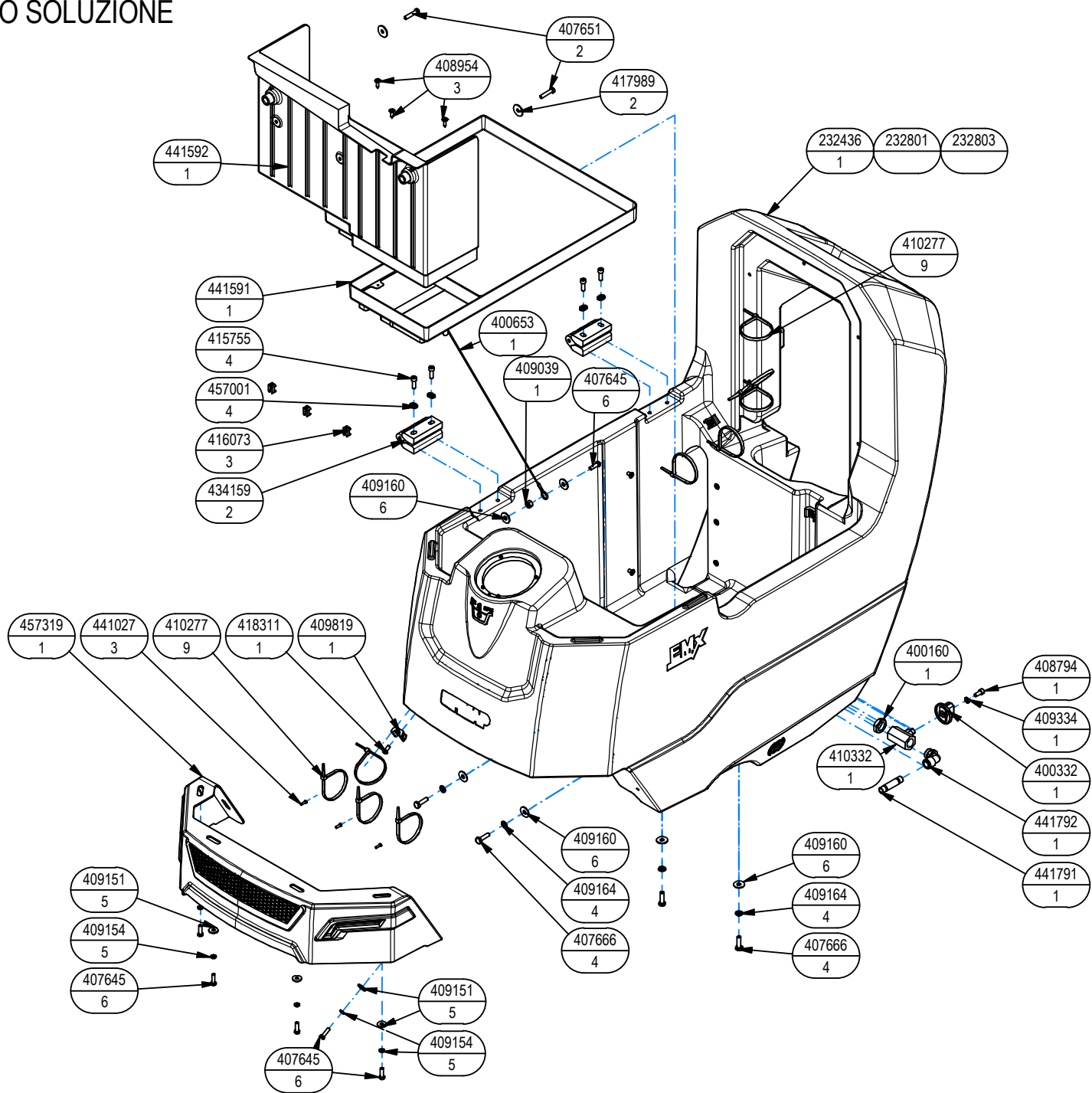


232433 - GRUPPO ATTACCO TERGIPAVIMENTO

SQUEEGEE CONTROL ASSEMBLY

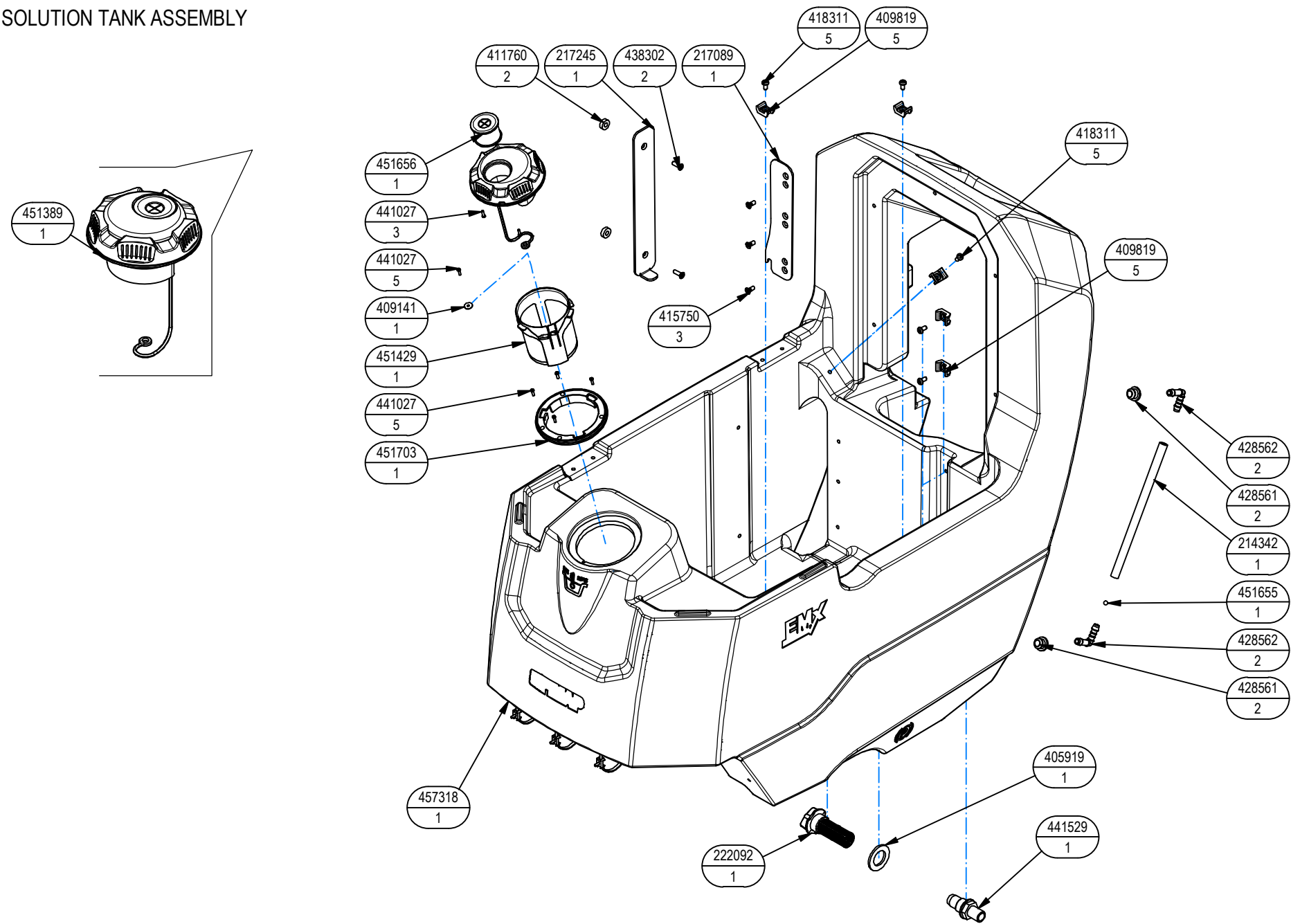
-	TECHNICAL NEWS	SERIAL NUMBER	CODICE	QTÀ	DESCRIZIONE	DESCRIPTION
			202467	1	BOCCOLA CH22 d=M8 S=17 AVP	BUSHING CH22 d=M8 S=17 AVP
			202475	1	MOLLA TRAZIONE 17,5x2,5x69	SPRING 17,5x2,5x69
			222407	1	GUAINA TERMORESTRING. D.12,7 NERA L=247	HEAT SHRINKABLE PIPE D.12,7 L=247
			233285	1	CATENA NR.18 - LUNGHEZZA INTERNA = 360	CHAIN NR.18 L=360
			400839	2	STAFFA RUOTA ATTACCO TERGI SIMPLA	SUPPORT
			400841	2	PERNO REGISTRO SIMPLA	PIN
			407666	1	VITE M6X20 UNI 5739 ZINC	SCREW M6X20 UNI 5739 ZINC
			407670	1	VITE M6x25 UNI 5739 AISI	SCREW M6x25 UNI 5739 AISI
			408086	2	DISTANZIALE D=12 d=6,2 S=36	SPACER D=12 d=6,2 S=36
			408092	2	MOLLA COMPR. E 26 L 30 FILO 1,5	SPRING E 26 L=30 WIRE=1,5
			408657	2	VITE M6X50 UNI 5739 AISI	SCREW M6X50 UNI 5739 AISI
			408674	1	VITE M8x25 UNI 5739 ZINC	SCREW M8x25 UNI 5739 ZINC
			408695	2	VITE M8x45 UNI 5739 AISI	SCREW M8x45 UNI 5739 AISI
			408705	1	VITE M8X80 UNI 5737 AISI	SCREW M8X80 UNI 5737 AISI
			409044	1	DADO M6x4 UNI 5589 AISI	NUT M6x4 UNI 5589 AISI
			409048	2	DADO M8x5 UNI 5589 AISI	NUT M8x5 UNI 5589 AISI
			409055	2	DADO M8 QUADRO DIN557 AISI	NUT M8 DIN557 AISI
			409087	2	DADO M8 UNI 7474 AISI	NUT M8 UNI 7474 AISI
			409088	1	DADO M8 UNI 7473 AISI	NUT M8 UNI 7473 AISI
			409156	1	RONDELLA D12 UNI 6592 ZINC	WASHER D12 UNI 6592 ZINC
			409164	1	RONDELLA D11,8 UNI 1751 ZINC	WASHER D11,8 UNI 1751 ZINC
			409181	1	RONDELLA D13 UNI 1751 ZINC	LOCK WASHER D13 UNI 1751 ZINC
			409185	4	RONDELLA D24 UNI 6593 AISI	WASHER D24 UNI 6593 AISI
			415901	2	DADO M6 UNI 7474 AISI	NUT M6 UNI 7474 AISI
			416781	1	DADO M5X5 UNI 7473 ZINC	NUT M5X5 UNI 7473 ZINC
			426141	1	MOLLA A COMPRESSIONE D 20X2X70	SPRING D 20X2X70
			437134	1	BRACCIO POSTERIORE ATTACCO TERGI	ARM
			437964	1	LEVA SOLLEVAMENTO TERGI	HANDLE
			438056	1	BOCCOLA LEVA TERGI	BUSHING
			438106	1	BOCCOLA D=20-8 d=5,2 S=16,5 AVP	BUSHING D=20-8 d=5,2 S=16,5
			438304	1	VITE M5x30 UNI 7688 ZINC NERO	SCREW M5x30 UNI 7688 BURNISHED
			438487	2	RUOTA D=80 H=25 GOMMA GRIGIA	WHEEL D=80 H=25
			439920	1	BRACCIO ANT. ATTACCO	ARM
			439921	1	BOCCOLA D=25-14,9 d=8,2 S=9,2 OT58	BUSHING D=25-14,9 d=8,2 S=9,2
			439922	1	BOCCOLA D=25-14,9 d=8,2 S=9,7 NYLON	BUSHING D=25-14,9 d=8,2 S=9,7
			447887	2	VOLANTINO PASSANTE V/40/PS M8 YEL	KNOB V/40/PS M8

232437 - GRUPPO SERBATOIO SOLUZIONE
SOLUTION TANK ASSEMBLY



232437 - GRUPPO SERBATOIO SOLUZIONE
SOLUTION TANK ASSEMBLY

06A



232437 - GRUPPO SERBATOIO SOLUZIONE

SOLUTION TANK ASSEMBLY

–	TECHNICAL NEWS	SERIAL NUMBER	CODICE	QTÀ	DESCRIZIONE	DESCRIPTION
↓			232436	1	PREM. SERBATOIO SOL. RAL 7016	SOLUTION TANK PREASSEMBLED RAL 7016
↑			217089	1	STAFFA FERMO BASAMENTO	BRACKET
↑			217245	1	STAFFA SERBATOIO	BRACKET
↑			415750	3	VITE M5X12 UNI 7688 ZINC.	SCREW M5X12 UNI 7688 ZINC.
↑			222092	1	FILTRO D=23 H=53 TAPPO 3/4	FILTER D=23 H=53 TAPPO 3/4
↑			441529	1	NIPPLO 1/2" 3/8" M-M CON CODOLO	NIPPLE 1/2" 3/8"
↑			457318	1	SERBATOIO SOLUZIONE RAL 7016	SOLUTION TANK RAL 7016
↑			405919	1	GUARNIZIONE D=40 d=26 S=3 LUBRITENE	GASKET D=40 d=26 S=3
↑			428561	2	GUARNIZIONE D=20 d=8 L=12,5 TIPO PWS8	GASKET D=20 d=8 L=12,5
↑			428562	2	RACCORDO A GOMITO D=8 L=30 TIPO WS8	ELBOW FITTING D=8 L=30
↑			214342	1	TUBO VITREO D=12 d=8 L=210	HOSE D=12 d=8 L=210
↑			451703	1	FLANGIA AGGANCIO FILTRO SERB. SOLUZIONE	FLANGE
↑			441027	5	VITE AUTOF. D.3x10 UNI 9707 AISI	METAL SHEET SCREW D.3x10 UNI 9707 AISI
↑			451429	1	FILTRO BAIONETTA RETE 18 MESH SERB. SOL.	SCREEN
↑↓			451389	1	TAPPO A BAIONETTA D=110 CON MISURINO	MEASURING CAP D=110
↑↑			441027	3	VITE AUTOF. D.3x10 UNI 9707 AISI	METAL SHEET SCREW D.3x10 UNI 9707 AISI
↑↑			451656	1	TAPPO D=36 RIEMPIMENTO RAPIDO	HOSE RETAINER CAP D=36
↑			409141	1	ROSETTA 3X12X0,8 AISI	WASHER 3X12X0,8 AISI
↑			451655	1	SFERA D=6 PP VERDE	BALL D=6 PP
↑			411760	2	DISTANZIALE D=15 d=6,5 S=5 PVC	SPACER D=15 d=6,5 S=5 PVC
↑			409819	5	BASETTA TC 142 PER FASCETTE	SUPPORT TC 142
↑			418311	5	VITE M5x10 UNI 7687 ZINC.	SCREW M5x10 UNI 7687 ZINC.
↑			438302	2	VITE M5x16 UNI 7688 ZINC. NERO	SCREW M5x16 UNI 7688 BURNISHED
			232801	1	PREM. SERBATOIO SOL. RAL7016 AB	PREASSEMBLED SOLUTION TANK RAL7016
			232803	1	PREM. SERBATOIO SOL. RICICL.	PREASSEMBLED SOLUTION TANK W RECYCLE
			400160	1	DADO 3/8" GAS H=6	NUT 3/8" H=6
			400332	1	MANOPOLA RUBINETTO	KNOB
			400653	1	CORDA CON OCCHIELLI D 2X450 SVILUPPO	ROPE
			407645	6	VITE M5X16 UNI 5739 ZINC	SCREW M5x10 UNI 7687 ZINC
			407651	2	VITE M5X25 UNI 5739 ZINC	SCREW M5X25 UNI 5739 ZINC
			407666	4	VITE M6X20 UNI 5739 ZINC	SCREW M6X20 UNI 5739 ZINC
			408794	1	VITE M5X12 UNI 5931 AISI	SCREW M5X12 UNI 5931 AISI
			408954	3	VITE D.4,2X16 UNI 6109 ZINC	SCREW D.4,2X16 UNI 6109 ZINC
			409039	1	DADO M6x6 UNI 5587 ZINC	NUT M6x6 UNI 5587 ZINC
			409151	5	RONDELLA 5,5x15x1.5 UNI 6593 ZINC	WASHER 5,5x15x1.5 UNI 6593 ZINC
			409154	5	RONDELLA M5 UNI 1751 ZINC	WASHER M5 UNI 1751 ZINC
			409160	6	RONDELLA D18 UNI 6593 ZINC	WASHER D18 UNI 6593 ZINC

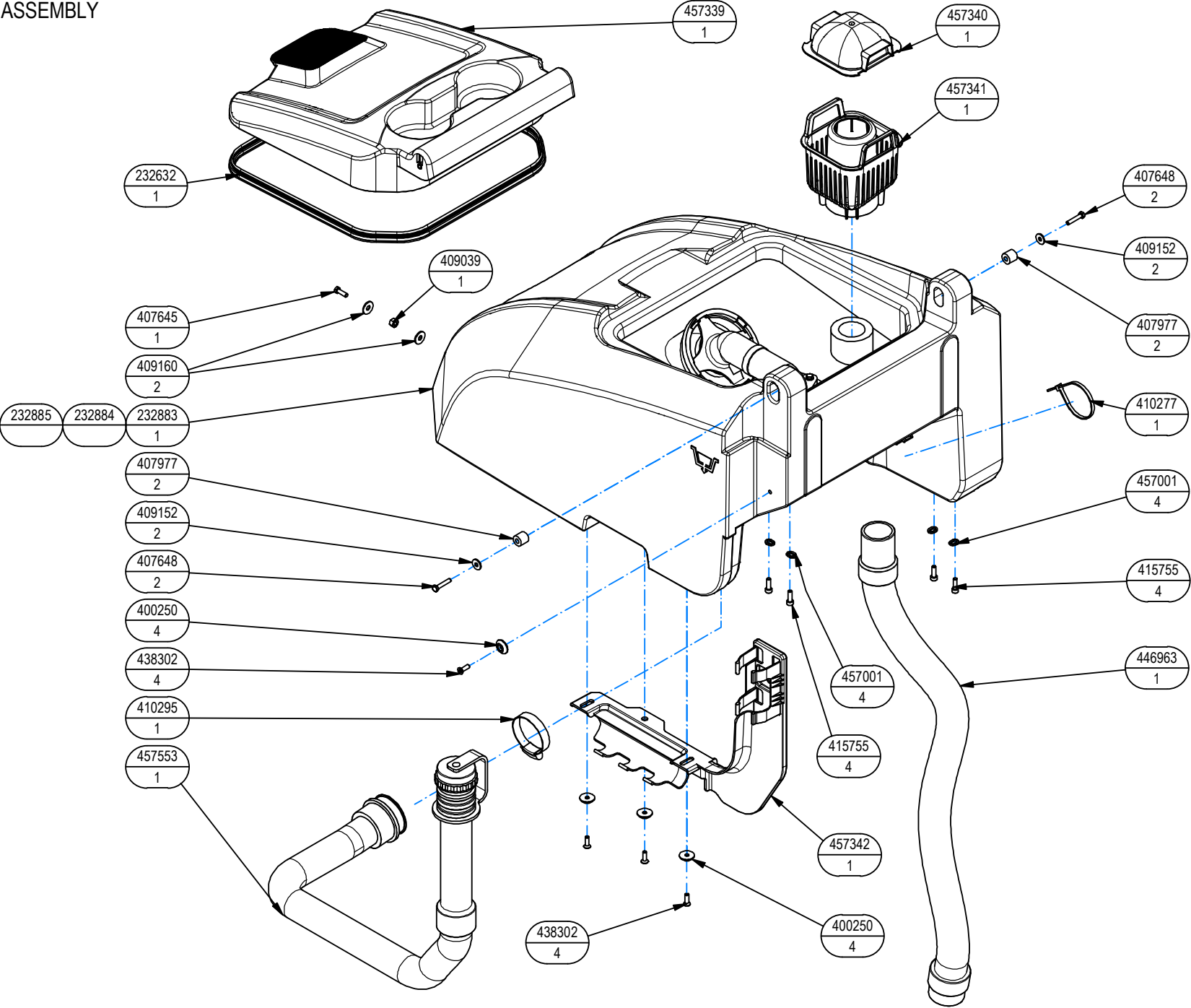
232437 - GRUPPO SERBATOIO SOLUZIONE

06A

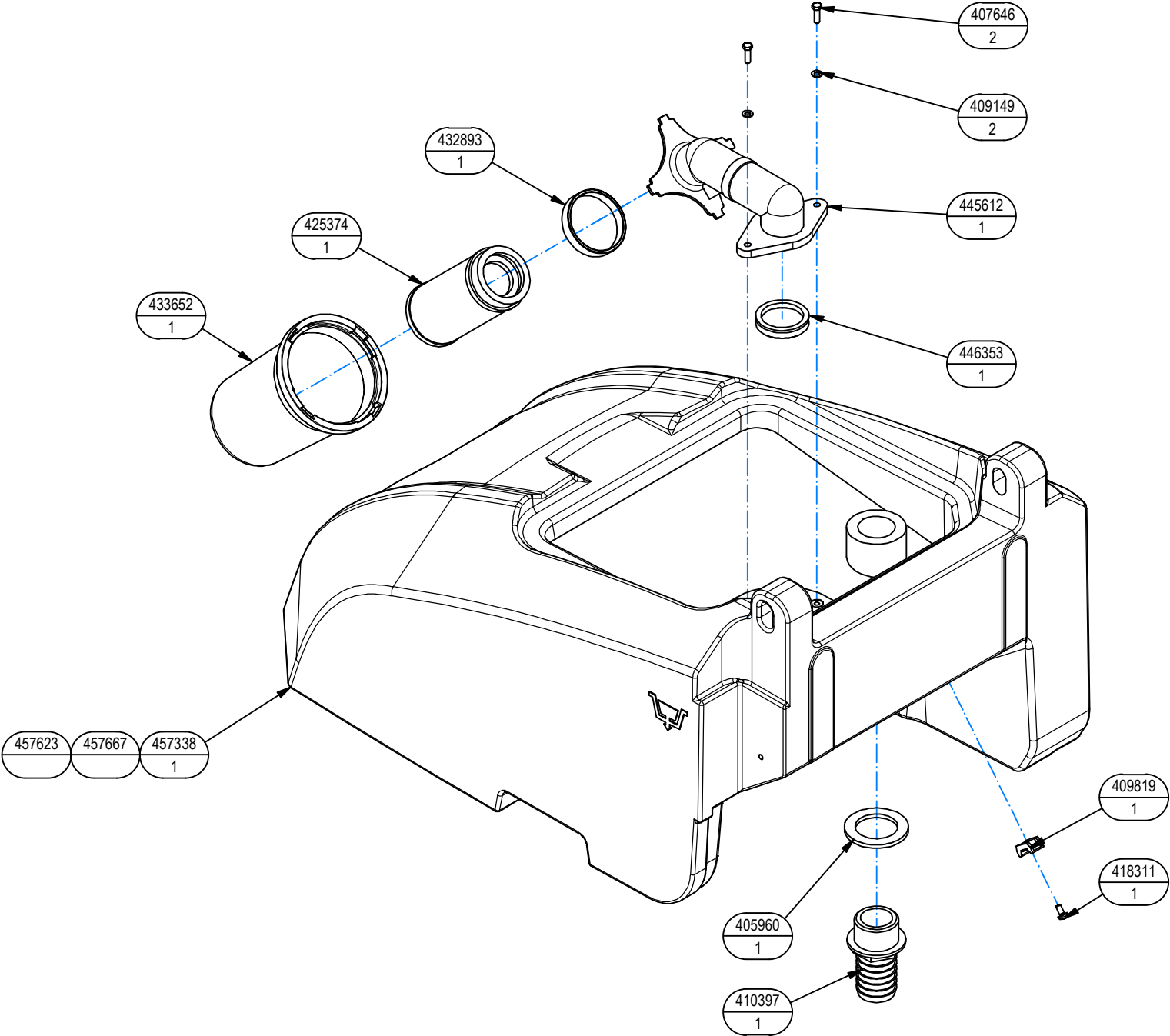
SOLUTION TANK ASSEMBLY

–	TECHNICAL NEWS	SERIAL NUMBER	CODICE	QTÀ	DESCRIZIONE	DESCRIPTION
			409164	4	RONDELLA D11,8 UNI 1751 ZINC	WASHER D11,8 UNI 1751 ZINC
			409334	1	RONDELLA DENT. D5 UNI 8842 A	WASHER D5 UNI 8842 A
			409819	1	BASETTA TC 142 PER FASCETTE	SUPPORT TC 142
			410277	9	FASCETTA PLASTICA 4.5X200	PLASTIC TIE 4.5X200
			410332	1	CORPO RUBINETTO 3/8 FORO FIL. M5	WATER VALVE 3/8" M5
			415755	4	VITE M5x16 UNI 5931 ZINC	SCREW M5x16 UNI 5931 ZINC
			416073	3	BASETTA FISSACAVO BIANCA	SUPPORT PLATE
			417989	2	RONDELLA 5.5x20x1.5 ZNT DIN 9021	WASHER 5.5x20x1.5 ZNT DIN 9021
			418311	1	VITE M5x10 UNI 7687 ZINC.	SCREW M5x10 UNI 7687 ZINC.
			434159	2	CERNIERA ELESA FORI ASOLATI - CFA-SL-HV	HINGE CFA-SL-HV
			441027	3	VITE AUTOF. D.3x10 UNI 9707 AISI	METAL SHEET SCREW D.3x10 UNI 9707 AISI
			441591	1	VANO BATTERIE	BATTERY TRAY
			441592	1	VANO TANICA	DETERGENT TANK HOUSING
			441791	1	RACCORDO RAPIDO CILINDRICO 6950 10	FITTING 6950 10
			441792	1	RACCORDO SUPER RAPIDO 7522 10 3/8	FITTING 7522 10 3/8
			457001	4	RONDELLA SPECIALE 5.3x10.1x14x2	SPECIAL WASHER 5.3x10.1x14x2
			457319	1	CARTER ANTERIORE FANALI	HEADLIGHT SUPPORT
			457622	1	SERBATOIO SOLUZIONE RICICL	SOLUTION TANK W RECYCLE
			457663	1	SERBATOIO SOLUZIONE RAL 7016 AB	SOLUTION TANK RAL7016

232566 - GRUPPO SERBATOIO RECUPERO
RECOVERY TANK ASSEMBLY



232566 - GRUPPO SERBATOIO RECUPERO
RECOVERY TANK ASSEMBLY



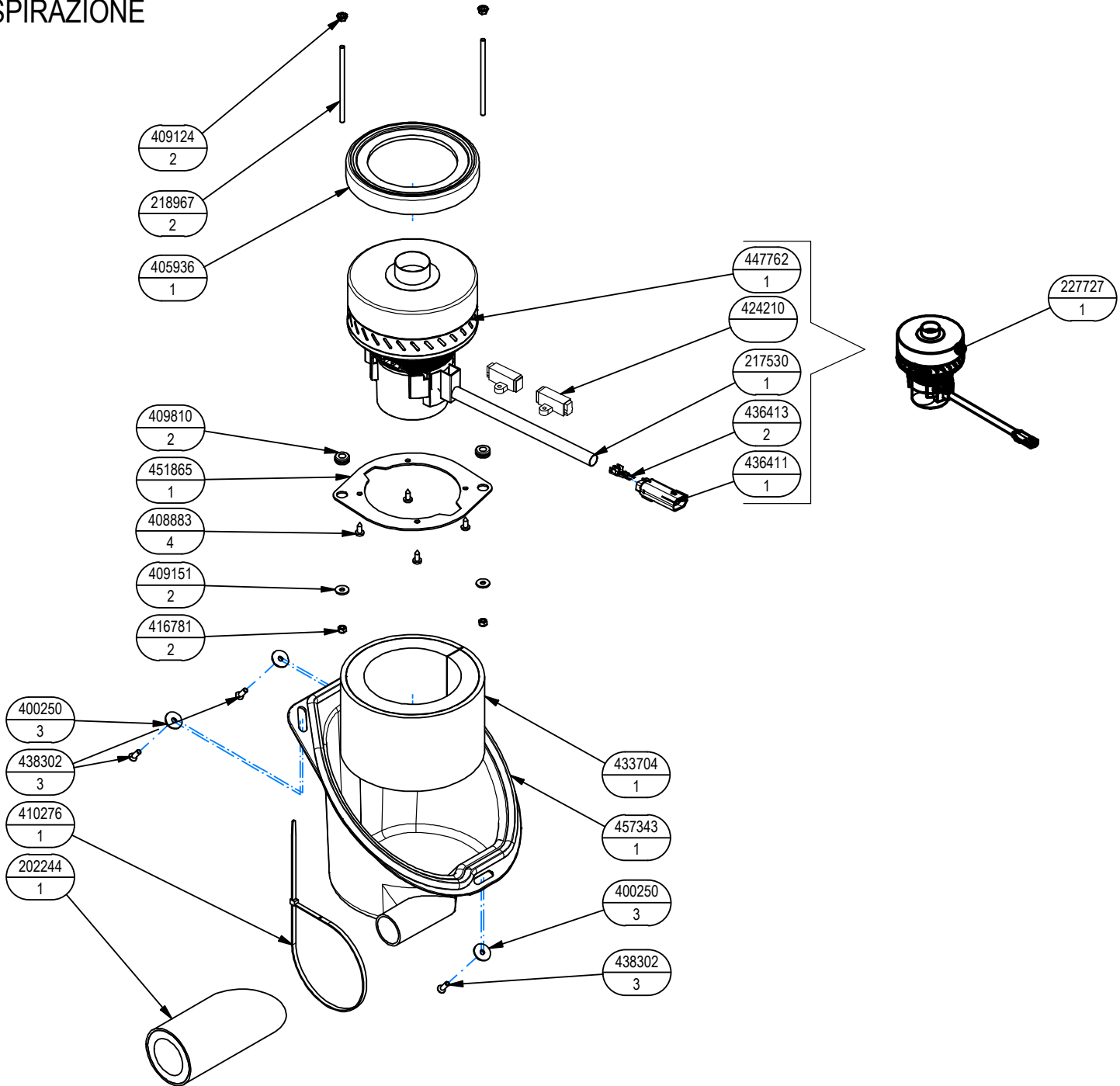
232566 - GRUPPO SERBATOIO RECUPERO

07

RECOVERY TANK ASSEMBLY

-	TECHNICAL NEWS	SERIAL NUMBER	CODICE	QTÀ	DESCRIZIONE	DESCRIPTION
			232632	1	GUARNIZIONE TENUTA COPERCHIO ASP. L=1200	RUBBER SEAL
↓			232883	1	PREM. SERBATOIO REC. RAL 5012	RECOVERY TANK ASSEMBLY RAL 5012
↑↓			227015	1	ASSIEME GALLEGGIANTE	FLOATER ASSEMBLY
↑↑↓			412363	1	ASSIEME FILTRO A CARTUCCIA D=60 H=130	FILTER ASSEMBLY D=60 H=130
↑↑↑			425374	1	CORPO FILTRO ASPIRAZIONE D=60	FILTER D=60
↑↑			432893	1	FASCETTA FILTRO	PLASTIC TIE
↑↑			433652	1	PROTEZIONE GALLEGGIANTE D.110 x 182 MY50	FLOAT PROTECTION D.110 x 182 MY50
↑↑			445612	1	ATTACCO GALLEGGIANTE D=38	COUPLING FLOAT D=38
↑↑			446353	1	GUARNIZIONE V-RING VA0040 H=9 NBR	GASKET V-RING VA0040 H=9 NBR
↑			405960	1	GUARNIZIONE GOMMA PER RACCORDO 410397	GASKET 410397
↑			407646	2	VITE M5x16 UNI 5739 AISI	SCREW M5x16 UNI 5739 AISI
↑			409149	2	RONDELLA D10 UNI 6592 AISI	WASHER D10 UNI 6592 AISI
↑			409819	1	BASSETTA TC 142 PER FASCETTE	SUPPORT TC 142
↑			410397	1	RACCORDO PORTAGOMMA DIRITTO D38	FITTING
↑			418311	1	VITE M5x10 UNI 7687 ZINC.	SCREW M5x10 UNI 7687 ZINC.
↑			457338	1	SERBATOIO RECUPERO RAL 5012	RECOVERY TANK RAL 5012
			232884	1	PREM. SERBATOIO REC. RAL 5012 AB	RECOVERY TANK ASSEMBLY
			232885	1	PREM. SERBATOIO REC. RAL 5012 RICICL	PREASSEMBLED RECOVERY TANK W RECYCLE RAL
			400250	4	RONDELLA D=5X20	SPECIAL WASHER D=5X20
			407645	1	VITE M5X16 UNI 5739 ZINC	SCREW M5x10 UNI 7687 ZINC
			407648	2	VITE M5x25 UNI5739 AISI	SCREW M5x25 UNI5739 AISI
			407977	2	DISTANZIALE D=15 d=6,5 S=14 PVC	SPACER D=15 d=6,5 S=14 PVC
			409039	1	DADO M6x6 UNI 5587 ZINC	NUT M6x6 UNI 5587 ZINC
			409152	2	RONDELLA D15 UNI 6593 AISI	WASHER D15 UNI 6593 AISI
			409160	2	RONDELLA D18 UNI 6593 ZINC	WASHER D18 UNI 6593 ZINC
			410277	1	FASCETTA PLASTICA 4.5X200	PLASTIC TIE 4.5X200
			410295	1	FASCETTA A VITE 44-56 X 12,2	ZIP TIE 44-56 X 12,2
			415755	4	VITE M5x16 UNI 5931 ZINC	SCREW M5x16 UNI 5931 ZINC
			438302	4	VITE M5x16 UNI 7688 ZINC. NERO	SCREW M5x16 UNI 7688 BURNISHED
			446963	1	TUBO ESTENSIBILE 1:4 d=35 L=650	PIPE 1:4 d=35 L=650
			457001	4	RONDELLA SPECIALE 5.3x10.1x14x2	SPECIAL WASHER 5.3x10.1x14x2
			457339	1	COPERCHIO SERB. RECUPERO	RECOVERY TANK CAP
			457340	1	CUPOLA VASCHETTA	FILTER CAP
			457341	1	VASCHETTA INFERIORE	FILTER
			457342	1	SUPPORTO TUBO SCARICO REC.	SUPPORT
			457553	1	TUBO D.38x900 SPIR. MAN. D.50 CON TAPPO	PIPE D38X900 W CAP
			457623	1	SERBATOIO RECUPERO RICICL	RECOVERY TANK W RECYCLE
			457667	1	SERBATOIO RECUPERO RAL 5012 AB	RECOVERY TANK RAL5012

232564 - GRUPPO MOTORE ASPIRAZIONE
SUCTION MOTOR ASSEMBLY



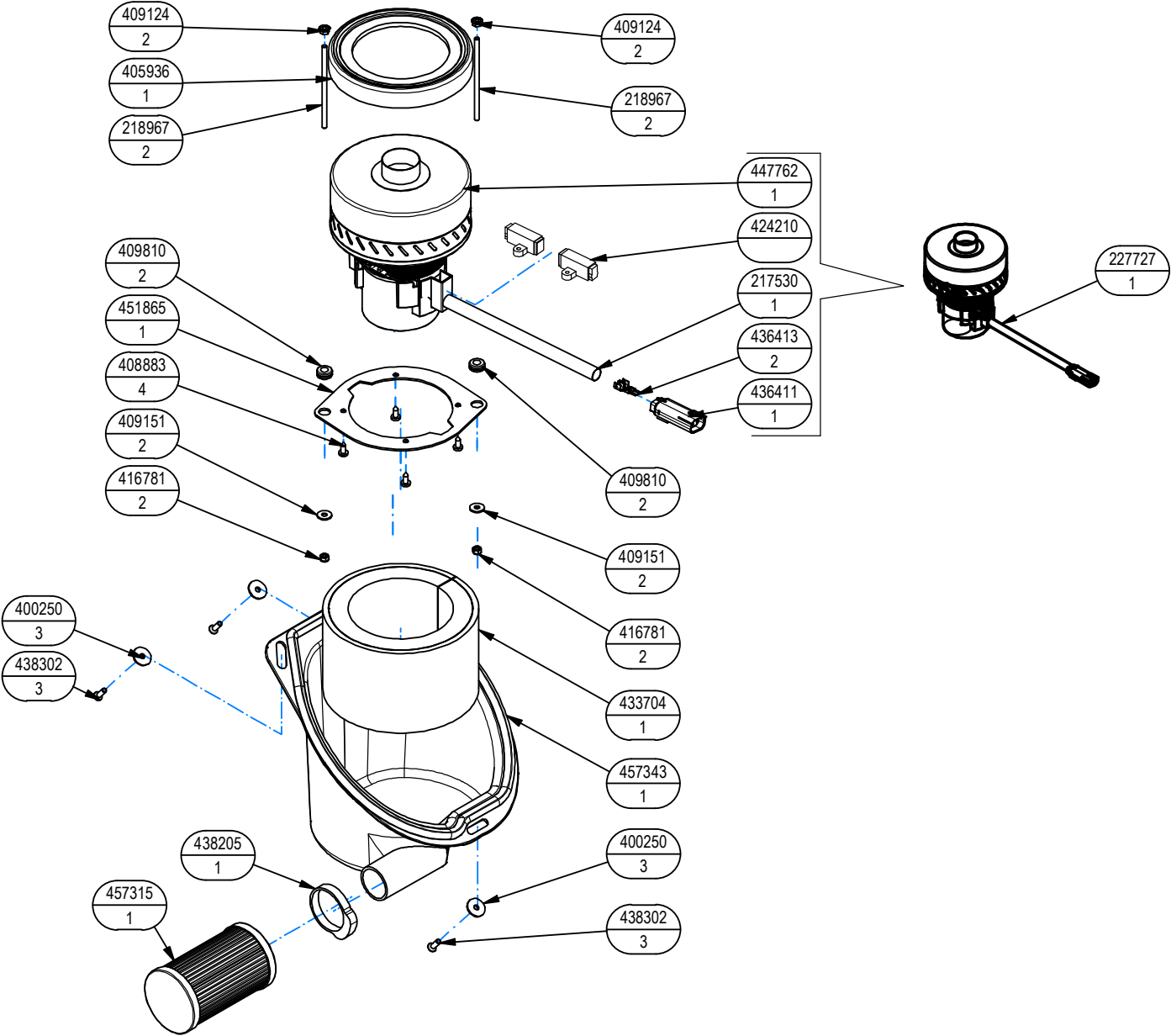
232564 - GRUPPO MOTORE ASPIRAZIONE

08

SUCTION MOTOR ASSEMBLY

–	TECHNICAL NEWS	SERIAL NUMBER	CODICE	QTÀ	DESCRIZIONE	DESCRIPTION
			202244	1	TUBO FONOASS. DIAM.50X150 (TAGLIO INCL.)	DEADENING
			218967	2	BARRA FILETTATA M5 L=102 ZINCATA	ROD M5 L=102 ZINC
↓			227727	1	PREM. MOT. ASP. 24V 422W H1216 BB30SC66	PRE ASSEMBLY MOTOR 4V 422W
↑			217530	1	GUAINA TERMORESTRING. D.12,7 NERA L=200	HEATSHRINKABLE PIPE D.12,7 NERA L=200
↑			436411	1	CONNETTORE MOLEX MX150L FEM. 19433-0013	CONNECTOR MOLEX MX150L 19433-0013
↑			436413	2	TERMINAL MOLEX MX150L MAS. 19431-0001	PIN MOLEX MX150L 19431-0001
↑↓			447762	1	MOT. ASP. 24V 422W H1216 BB30SC66.5TH39	VACUUM MOTOR 24V 422W
↑↑			424210	2	SPAZZOLE MOTORE ASP. A471 (11,2X71)	CARBON BRUSH MOTOR
			400250	3	RONDELLA D=5X20	SPECIAL WASHER D=5X20
			405936	1	CUFFIA MOTORE ASPIRAZIONE	SHROUD
			408883	4	VITE D.4,8x13 UNI 6954	SCREW D.4,8x13 UNI 6954
			409124	2	DADO M5 SERPRESS	NUT M5 SERPRESS
			409151	2	RONDELLA 5,5x15x1.5 UNI 6593 ZINC	WASHER 5,5x15x1.5 UNI 6593 ZINC
			409810	2	PASSAFILO DIAM. 8x12x1.5	GROMMET 8X12X1,5
			410276	1	FASCETTA PLASTICA 4.5X360	ZIP TIE 4.5X360
			416781	2	DADO M5X5 UNI 7473 ZINC	NUT M5X5 UNI 7473 ZINC
			433704	1	FONOASSORBENTE SP= 6+20 L=410 H=100	DEADENING SP= 6+20 L=410 H=100
			438302	3	VITE M5x16 UNI 7688 ZINC. NERO	SCREW M5x16 UNI 7688 BURNISHED
			451865	1	PIASTRA MOTORE ASPIRAZIONE EVO-GL	SUPPORT
			457343	1	COPERCHIO MOTORE ASPIRAZIONE	COVER

232791 - GRUPPO MOTORE ASPIRAZIONE HEPA
SUCTION MOTOR ASSEMBLY



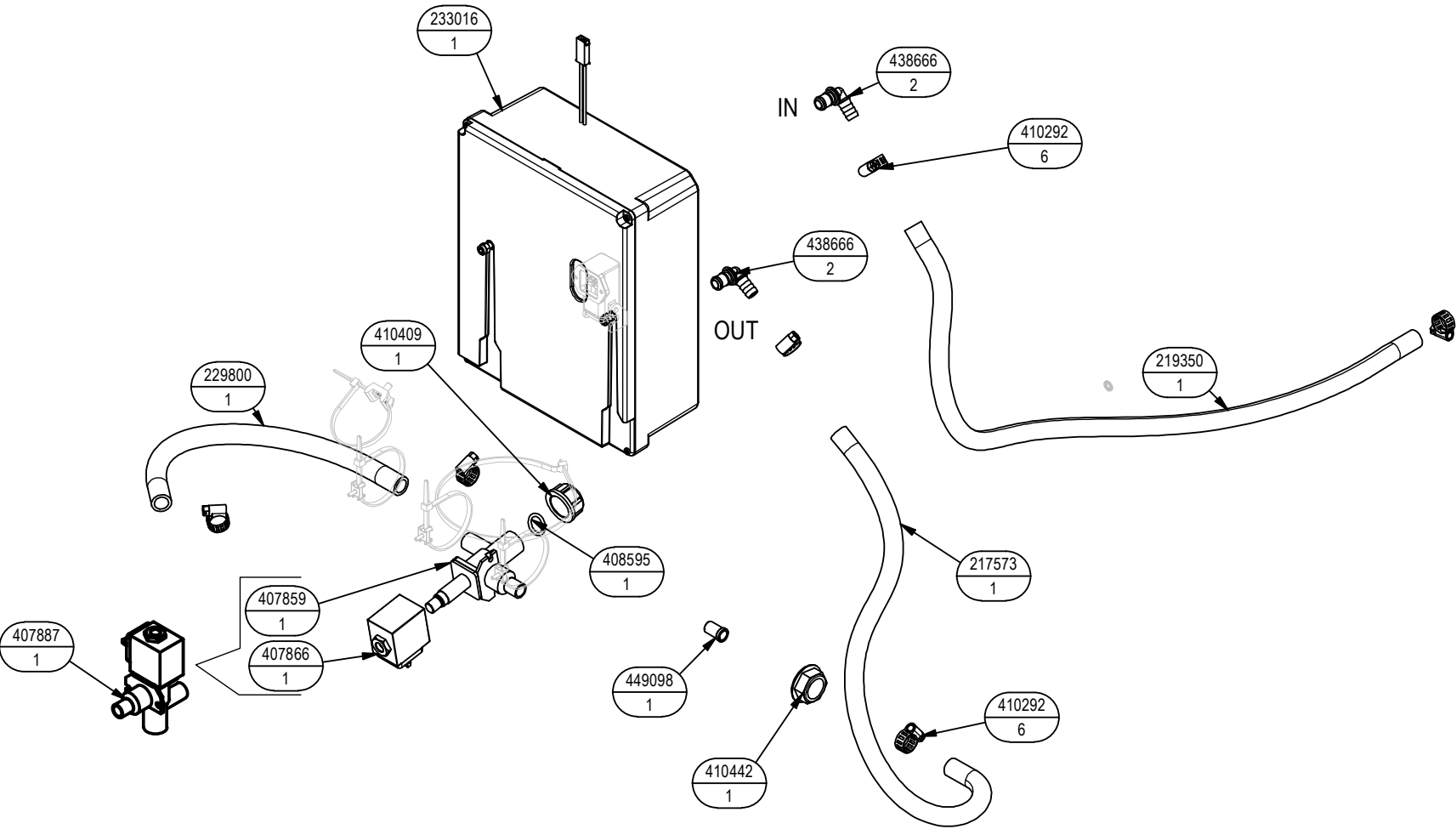
232791 - GRUPPO MOTORE ASPIRAZIONE HEPA

08

SUCTION MOTOR ASSEMBLY

–	TECHNICAL NEWS	SERIAL NUMBER	CODICE	QTÀ	DESCRIZIONE	DESCRIPTION
			218967	2	BARRA FILETTATA M5 L=102 ZINCATA	ROD M5 L=102 ZINC
↓			227727	1	PREM. MOT. ASP. 24V 422W H1216 BB30SC66	PRE ASSEMBLY MOTOR 4V 422W
↑			217530	1	GUAINA TERMORESTRING. D.12,7 NERA L=200	HEATSHRINKABLE PIPE D.12,7 NERA L=200
↑			436411	1	CONNETTORE MOLEX MX150L FEM. 19433-0013	CONNECTOR MOLEX MX150L 19433-0013
↑			436413	2	TERMINAL MOLEX MX150L MAS. 19431-0001	PIN MOLEX MX150L 19431-0001
↑↓			447762	1	MOT. ASP. 24V 422W H1216 BB30SC66.5TH39	VACUUM MOTOR 24V 422W
↑↑			424210	2	SPAZZOLE MOTORE ASP. A471 EMB (11,2X71)	CARBON BRUSH MOTOR
			400250	3	RONDELLA D=5X20	SPECIAL WASHER D=5X20
			405936	1	CUFFIA MOTORE ASPIRAZIONE	SHROUD
			408883	4	VITE D.4,8x13 UNI 6954	SCREW D.4,8x13 UNI 6954
			409124	2	DADO M5 SERPRESS	NUT M5 SERPRESS
			409151	2	RONDELLA 5,5x15x1.5 UNI 6593 ZINC	WASHER 5,5x15x1.5 UNI 6593 ZINC
			409810	2	PASSAFILO DIAM. 8x12x1.5	GROMMET 8X12X1,5
			416781	2	DADO M5X5 UNI 7473 ZINC	NUT M5X5 UNI 7473 ZINC
			433704	1	FONOASSORBENTE SP= 6+20 L=410 H=100	DEADENING SP= 6+20 L=410 H=100
			438205	1	FASCETTA A SCATTO (COD. HCL-T)	CLAMP
			438302	3	VITE M5x16 UNI 7688 ZINC. NERO	SCREW M5x16 UNI 7688 BURNISHED
			451865	1	PIASTRA MOTORE ASPIRAZIONE EVO-GL	SUPPORT
			457315	1	FILTRO ARIA H14 72X130	FILTER
			457343	1	COPERCHIO MOTORE ASPIRAZIONE	COVER

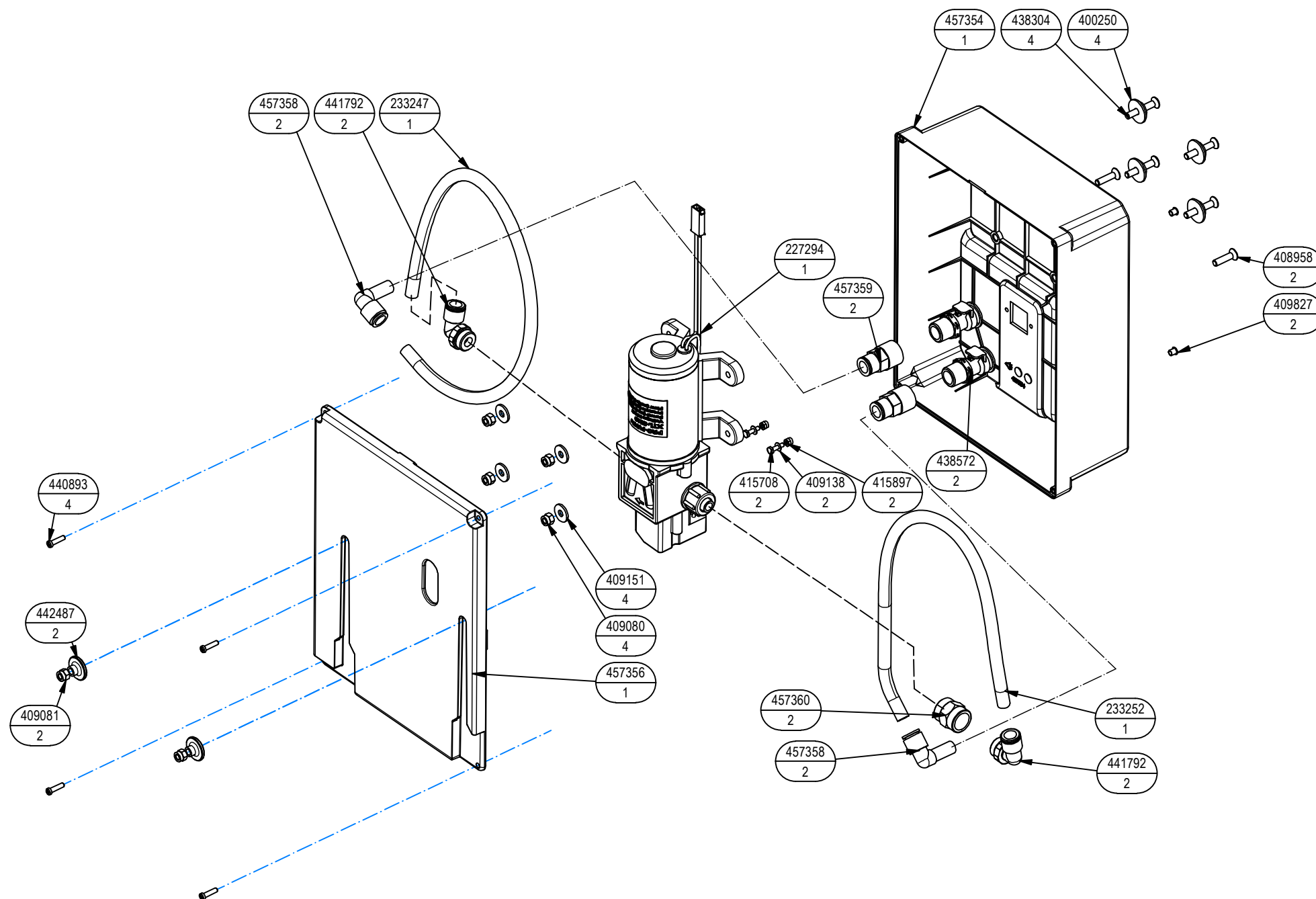
232745 - GRUPPO IMP. IDRICO PRO
WATER UNIT



232745 - GRUPPO IMP. IDRICO PRO

WATER UNIT

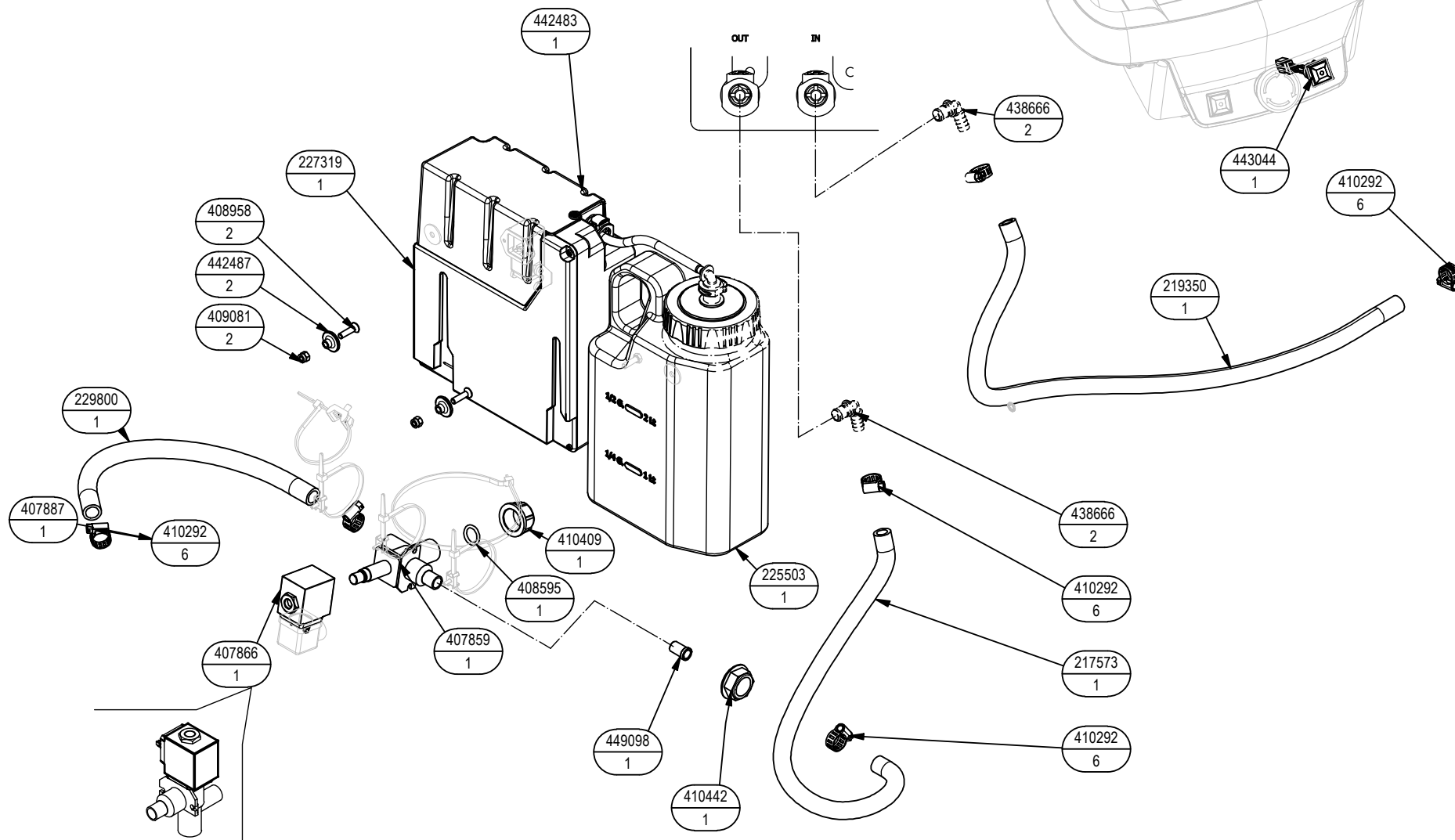
09



232745 - GRUPPO IMP. IDRICO PRO

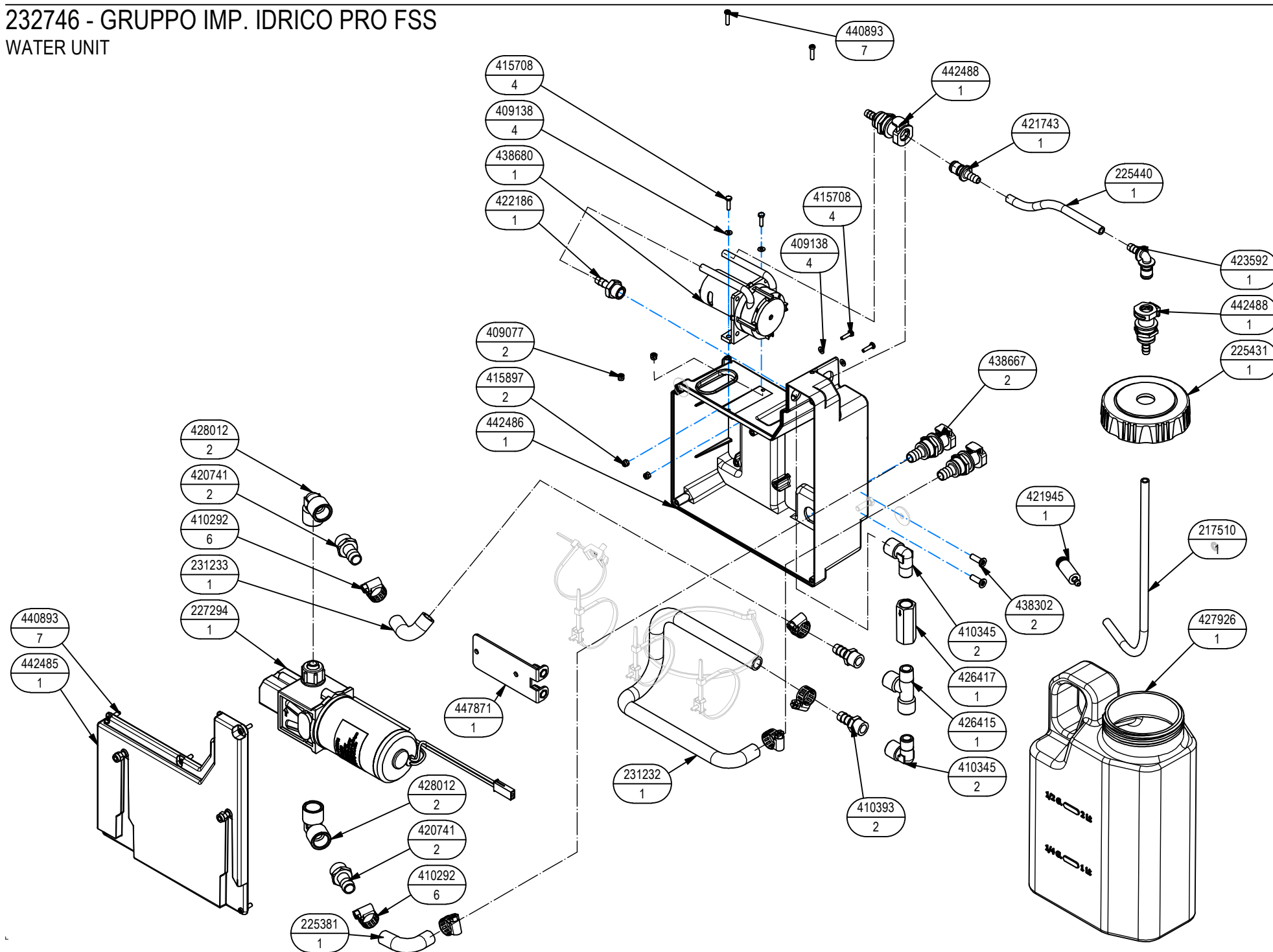
WATER UNIT

-	TECHNICAL NEWS	SERIAL NUMBER	CODICE	QTÀ	DESCRIZIONE	DESCRIPTION
			217573	1	TUBO D=10 L=410 SPIRALATO	HOSE D=10 L=410
			219350	1	TUBO D=10 L=705 SPIRALATO	HOSE D=10 L=705
			229800	1	TUBO DIAM.12X380 PVC SPIR. TRASPARENTE	HOSE DIAM.12X380 PVC
↓			233016	1	BOX POMPA EMX PRO	HOUSING
↑			457356	1	CASE POSTERIORE AQUAE	REAR CASE AQUAE
↑			440893	4	VITE AUTOF. D.3,5 x 14 UNI 9707-Pz-TZ ZN	METAL SHEET SCREW D.3,5 x 14 UNI 9707 ZI
↑			409138	2	ROSETTA 3X7X0,5 UNI 6592 AISI	WASHER 3X7X0,5 UNI 6592 AISI
↑			415708	2	VITE M3X12 TE UNI 5739 AISI	SCREW M3X12 TE UNI 5739 AISI
↑			415897	2	DADO M3 UNI 7474 AISI	NUT M3 UNI 7474 AISI
↑			457354	1	CASE ANTERIORE AQUAE	FRONT CASE AQUAE
↑			400250	4	RONDELLA D=5X20	SPECIAL WASHER D=5X20
↑			409080	4	DADO M5x7 AUTOBL. UNI 7473 ZINC	NYLOCK M5x7 UNI 7473 ZINC
↑			438304	4	VITE M5x30 UNI 7688 ZINC NERO	SCREW M5x30 UNI 7688 BURNISHED
↑			409151	4	RONDELLA 5,5x15x1.5 UNI 6593 ZINC	WASHER 5,5x15x1.5 UNI 6593 ZINC
↑			227294	1	POMPA 3210YB-24-100 8L-MIN + MOLEX	PUMP 3210YB-24-100 8L-MIN
↑			409827	2	TAPPO A SCATTO DIAM.4,8 HEYCO	PLUG DIAM.4,8
↑			438572	2	INNESTO RAPIDO F. 3/8"	FEMALE COUPLING 3/8"
↑			457359	2	RACCORDO DRITTO F F6463 10-3/8K	FITTING F6463 10-3/8K
↑			457358	2	RACCORDO A 90° M-F F7555 10-10	ELBOW F7555 10-10
↑			457360	2	MANICOTTO F-F 2543 3/8	FITTING 3/8"
↑			441792	2	RACCORDO SUPER RAPIDO 7522 10 3/8	FITTING 7522 10 3/8
↑			233252	1	TUBO PU 98 MB D=10 d=8 L=430	HOSE D=10 d=8 L=430
↑			233247	1	TUBO PU 98 MB D=10 d=8 L=480	HOSE D=10 d=8 L=480
↓			407887	1	ELETTROVALVOLA COMPLETA 24V 1/2" ACL 3	SOLENOID VALVE COMPLETE 24V 1/2" ACL 3
↑			407859	1	CORPO ELETTROVALVOLA 1/2- V.24/36 (ACL)	SOLENOID VALVE BODY 1/2- V.24/36 (ACL)
↑			407866	1	BOBINA 24V 1/2 (PER ACL 407887)	COIL 24V 1/2 (PER ACL 407887)
			408595	1	GUARNIZIONE OR 3056	O-RING 3056
			408958	2	VITE M5x20 UNI 5933 AISI	SCREW M5x20 UNI 5933 AISI
			409081	2	DADO M5x7 UNI 7473 AISI	NUT M5x7 UNI 7473 AISI
			410292	6	FASCETTA A VITE 11/17 ABA	HOSE CLAMP 11/17 ABA
			410409	1	TAPPO FEMMINA 1/2" - PLASTICA	CAP 1/2"
			410442	1	DADO FLANGIATO 1/2"	FLANGE NUT 1/2"
			438666	2	INNESTO RAPIDO M. 3/8" 90° CPC APC23006	MALE COUPLING 3/8" 90
			442487	2	BOCCOLA D=20-8 d=5,2 S=8,5 AVP	BUSHING D=20-8 d=5,2 S=8,5 AVP
			449098	1	BOCCOLA D=12-10,3 d=8,5 S=18 X5CrNi18-10	BUSHING D=12-10,3 d=8,5 S=18



232746 - GRUPPO IMP. IDRICO PRO FSS

WATER UNIT



232746 - GRUPPO IMP. IDRICO PRO FSS

09

WATER UNIT

–	TECHNICAL NEWS	SERIAL NUMBER	CODICE	QTÀ	DESCRIZIONE	DESCRIPTION
			217573	1	TUBO D=10 L=410 SPIRALATO	PIPE D=10 L=410
			219350	1	TUBO D=10 L=705 SPIRALATO	PIPE D=10 L=705
↓			225503	1	PREM. TANICA DOSATORE	TANK COMPLETE
↑			217510	1	TUBO D=8 d=5 L=300 VITREO	HOSE D=8 d=5 L=300
↑			225431	1	TAPPO COMPLETO D=80 DS ANTEA-VERSA	COVER D=80
↑			225440	1	TUBO VITREO D=8 d=5 L=140	HOSE D=8 d=5 L=140
↑			421743	1	INNESTO RAPIDO M. 1/4" CPC APC22004	MALE COUPLING 1/4"
↑			421945	1	FILTRO PESCANTE IN CERAMICA	FILTER
↑			423592	1	INNESTO RAPIDO M. 1/4" 90° CPC APC23004	MALE COUPLING 1/4"
↑			427926	1	TANICA 3 Lt. FORO D=80 MMX	CAN 3 Lt. HOLE D=80
↑			442488	1	INNESTO RAPIDO F. 1/4" CPC APCD16004	FEMALE COUPLING F. 1/4"
↓			227319	1	BOX FSS	FSS BOX
↑			225381	1	TUBO D=14 d=10 L=60 SPIRALATO	HOSE D=14 d=10 L=60
↑			227294	1	POMPA 3210YB-24-100 8L-MIN + MOLEX	PUMP 3210YB-24-100 8L-MIN
↑			231232	1	TUBO DIAM.10X380 PVC SPIR. TRASPARENTE	HOSE DIAM.10X380
↑			231233	1	TUBO DIAM.10X75 PVC SPIR. TRASPARENTE	HOSE DIAM.10X75
↑			409077	2	DADO M3x4,5 UNI 7474 ZINC	NUT M3x4,5 UNI 7474 ZINC
↑			409138	4	ROSETTA 3X7X0,5 UNI 6592 AISI	WASHER 3X7X0,5 UNI 6592 AISI
↑			410292	6	FASCETTA A VITE 11/17 ABA	HOSE CLAMP 11/17 ABA
↑			410345	2	RACCORDO A GOMITO 1-4G M-F OT	ELBOW 1-4G
↑			410393	2	PORTAGOMMA DIRITTO 1/4X10	FITTING 1/4X10
↑			415708	4	VITE M3X12 TE UNI 5739 AISI	SCREW M3X12 TE UNI 5739 AISI
↑			415897	2	DADO M3 UNI 7474 AISI	NUT M3 UNI 7474 AISI
↑			420741	2	PORTAG. DIRITTO 3/8"x13 OTTONE	FITTING 3/8"
↑			422186	1	RACC. PORTAGOMMA 1/4x7 OTT. NICH.	HOSE FITTING 1/4x7 OCT. NICH.
↑			426415	1	RACCORDO A T F-F-M 1/4"	T-FITTING
↑			426417	1	VALVOLA UNIDIR. 0.2 BAR VNR-843-07	ONE WAY VALVE 0.2 BAR
↑			428012	2	RACCORDO A GOMITO 3/8" F.F. OTTONE NICH.	ELBOW 3/8"
↑			438302	2	VITE M5x16 UNI 7688 ZINC. NERO	SCREW M5x16 UNI 7688 BURNISHED
↑			438667	2	INNESTO RAPIDO F. 3/8" CPC APCD16006	QUICK CONNECTION 3/8"
↑			438680	1	POMPA PERISTALTICA 24V SR10/50	PUMP ASSEMBLY
↑			440893	7	VITE AUTOF. D.3,5 x 14 UNI 9707-Pz-TZ ZN	METAL SHEET SCREW D.3,5 x 14 UNI 9707 ZI
↑			442483	1	CASE SUPERIORE DOSING SYSTEM	UPPER CASE DS
↑			442485	1	CASE POSTERIORE DOSING SYSTEM	REAR CASE DS
↑			442486	1	CASE ANTERIORE DOSING SYSTEM	FRONT CASE DS
↑			442488	1	INNESTO RAPIDO F. 1/4" CPC APCD16004	FEMALE COUPLING F. 1/4"
↑			447871	1	PIASTRA POMPA	PUMP BRACKET

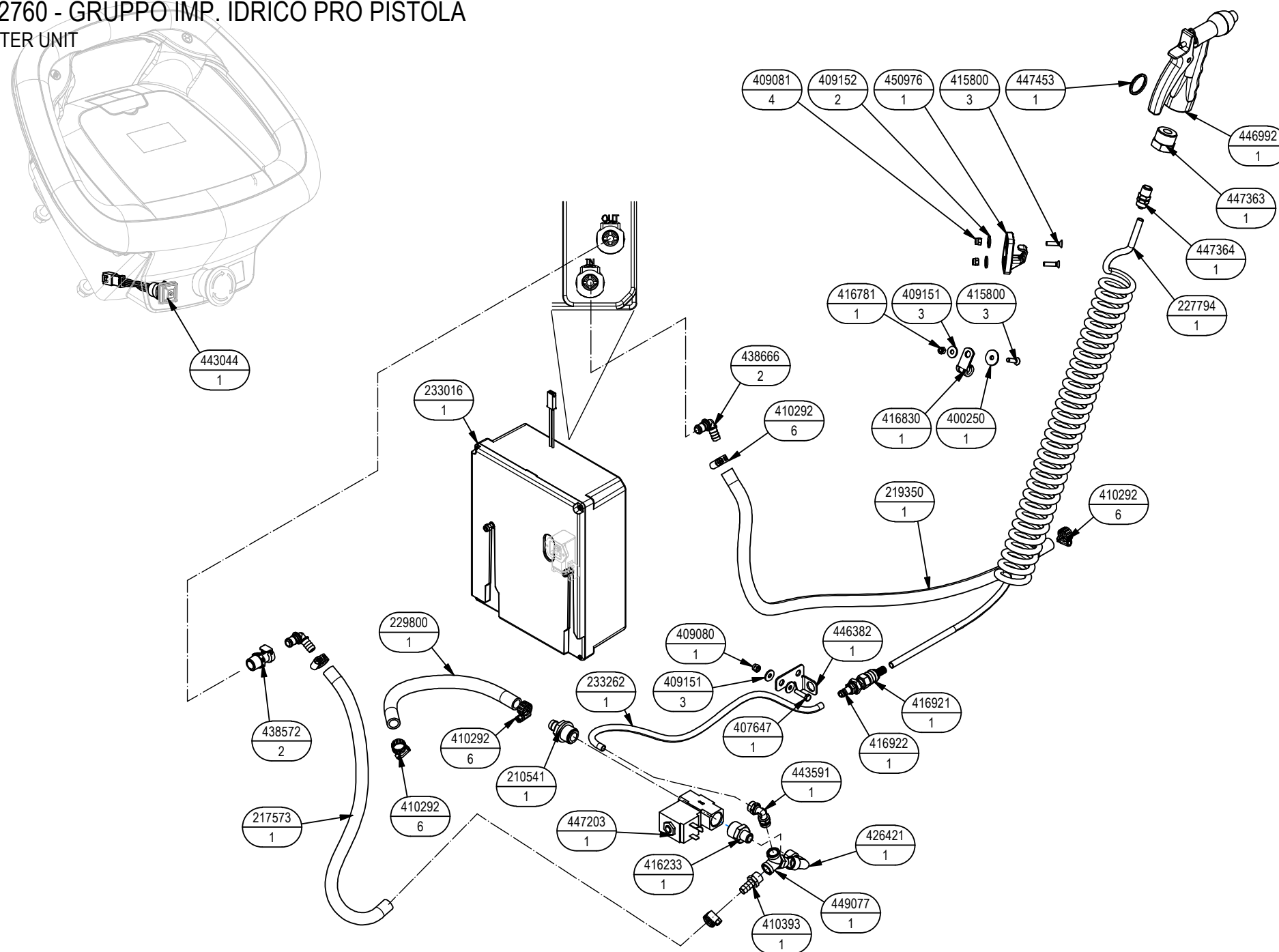
232746 - GRUPPO IMP. IDRICO PRO FSS

09

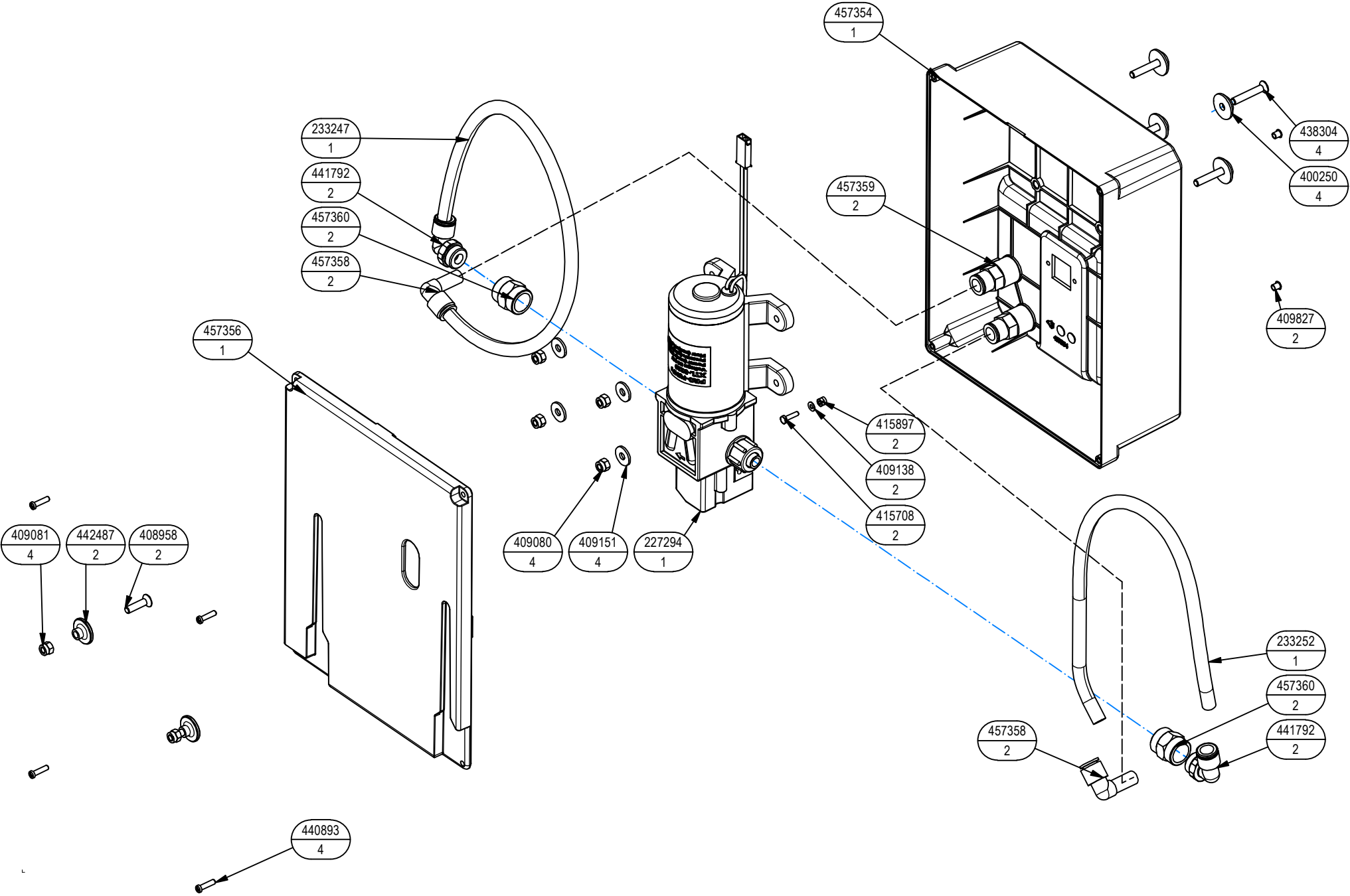
WATER UNIT

-	TECHNICAL NEWS	SERIAL NUMBER	CODICE	QTÀ	DESCRIZIONE	DESCRIPTION
			229800	1	TUBO DIAM.12X380 PVC SPIR. TRASPARENTE	HOSE DIAM.12X380 PVC
↓			407887	1	ELETTROVALVOLA COMPLETA 24V 1/2" ACL 3	SOLENOID VALVE COMPLETE 24V 1/2" ACL 3
↑			407859	1	CORPO ELETTROVALVOLA 1/2- V.24/36 (ACL)	SOLENOID VALVE BODY 1/2- V.24/36 (ACL)
↑			407866	1	BOBINA 24V 1/2 (PER ACL 407887)	COIL 24V 1/2 (PER ACL 407887)
			408595	1	GUARNIZIONE OR 3056	O-RING 3056
			408958	2	VITE M5x20 UNI 5933 AISI	SCREW M5x20 UNI 5933 AISI
			409081	2	DADO M5x7 UNI 7473 AISI	NUT M5x7 UNI 7473 AISI
			410292	6	FASCETTA A VITE 11/17 ABA	HOSE CLAMP 11/17 ABA
			410409	1	TAPPO FEMMINA 1/2" - PLASTICA	CAP 1/2"
			410442	1	DADO FLANGIATO 1/2"	FLANGE NUT 1/2"
			438666	2	INNESTO RAPIDO M. 3/8" 90° CPC APC23006	MALE COUPLING 3/8" 90
			442487	2	BOCCOLA D=20-8 d=5,2 S=8,5 AVP	BUSHING D=20-8 d=5,2 S=8,5 AVP
			449098	1	BOCCOLA D=12-10,3 d=8,5 S=18 X5CrNi18-10	BUSHING D=12-10,3 d=8,5 S=18
			443044	1	INTERR. LED VERDE APEM IRC1F422L0G+CONN.	SWITCH

232760 - GRUPPO IMP. IDRICO PRO PISTOLA
WATER UNIT



232760 - GRUPPO IMP. IDRICO PRO PISTOLA
WATER UNIT



232760 - GRUPPO IMP. IDRICO PRO PISTOLA

09

WATER UNIT

–	TECHNICAL NEWS	SERIAL NUMBER	CODICE	QTÀ	DESCRIZIONE	DESCRIPTION
			210541	1	PORTAGOMMA DIRITTO G 1-2" MASCHIO D=13	FITTING
			217573	1	TUBO D=10 L=410 SPIRALATO	PIPE D=10 L=410
			219350	1	TUBO D=10 L=705 SPIRALATO	HOSE D=10 L=705
			233262	1	TUBO D=8 d=6 L=500	HOSE D=8 d=6 L=500
			227794	1	TUBO SPIRALE D=8 d=6 L=3500 POL.NERO	HOSE D=8 d=6 L=3500
			229800	1	TUBO DIAM.12X380 PVC SPIR. TRASPARENTE	HOSE DIAM.12X380 PVC
↓			233016	1	BOX POMPA EMX PRO	HOUSING
↑			227294	1	POMPA 3210YB-24-100 8L-MIN + MOLEX	PUMP 3210YB-24-100 8L-MIN
↑			400250	4	RONDELLA D=5X20	SPECIAL WASHER D=5X20
↑			409080	4	DADO M5x7 AUTOBL. UNI 7473 ZINC	NYLOCK M5x7 UNI 7473 ZINC
↑			409138	2	ROSETTA 3X7X0,5 UNI 6592 AISI	WASHER 3X7X0,5 UNI 6592 AISI
↑			409151	4	RONDELLA 5,5x15x1.5 UNI 6593 ZINC	WASHER 5,5x15x1.5 UNI 6593 ZINC
↑			409827	2	TAPPO A SCATTO DIAM.4,8 HEYCO	PLUG DIAM.4,8
↑			415708	2	VITE M3X12 TE UNI 5739 AISI	SCREW M3X12 TE UNI 5739 AISI
↑			415897	2	DADO M3 UNI 7474 AISI	NUT M3 UNI 7474 AISI
↑			438304	4	VITE M5x30 UNI 7688 ZINC NERO	SCREW M5x30 UNI 7688 BURNISHED
↑			440893	4	VITE AUTOF. D.3,5 x 14 UNI 9707-Pz-TZ ZN	METAL SHEET SCREW D.3,5 x 14 UNI 9707 ZI
↑			457354	1	CASE ANTERIORE AQUAE	FRONT CASE AQUAE
↑			457356	1	CASE POSTERIORE AQUAE	REAR CASE AQUAE
			438572	2	INNESTO RAPIDO F. 3/8"	FEMALE COUPLING 3/8"
			457359	2	RACCORDO DRITTO F F6463 10-3/8K	FITTING F6463 10-3/8K
			457358	2	RACCORDO A 90° M-F F7555 10-10	ELBOW F7555 10-10
			457360	2	MANICOTTO F-F 2543 3/8	FITTING 3/8"
			441792	2	RACCORDO SUPER RAPIDO 7522 10 3/8	FITTING 7522 10 3/8
			233252	1	TUBO PU 98 MB D=10 d=8 L=430	HOSE D=10 d=8 L=430
			233247	1	TUBO PU 98 MB D=10 d=8 L=480	HOSE D=10 d=8 L=480
			400250	1	RONDELLA D=5X20	SPECIAL WASHER D=5X20
			407647	1	VITE M5x20 TE UNI 5739 ZINC	SCREW M5X20 UNI 5739 ZINC
			408958	2	VITE M5x20 UNI 5933 AISI	SCREW M5x20 UNI 5933 AISI
			409080	1	DADO M5x7 AUTOBL. UNI 7473 ZINC	NYLOCK M5x7 UNI 7473 ZINC
			409081	4	DADO M5x7 UNI 7473 AISI	NUT M5x7 UNI 7473 AISI
			409151	3	RONDELLA 5,5x15x1.5 UNI 6593 ZINC	WASHER 5,5x15x1.5 UNI 6593 ZINC
			409152	2	RONDELLA D15 UNI 6593 AISI	WASHER D15 UNI 6593 AISI
			410292	6	FASCETTA A VITE 11/17 ABA	HOSE CLAMP 11/17 ABA
			410393	1	PORTAGOMMA DIRITTO 1/4X10	FITTING 1/4X10
			415800	3	VITE M5x20 UNI7688 AISI	SCREW M5x20 UNI7688 AISI
			416233	1	NIPPO RIDUZIONE 1/2"M - 1/4"M	NIPPLE 1/2"M - 1/4"M

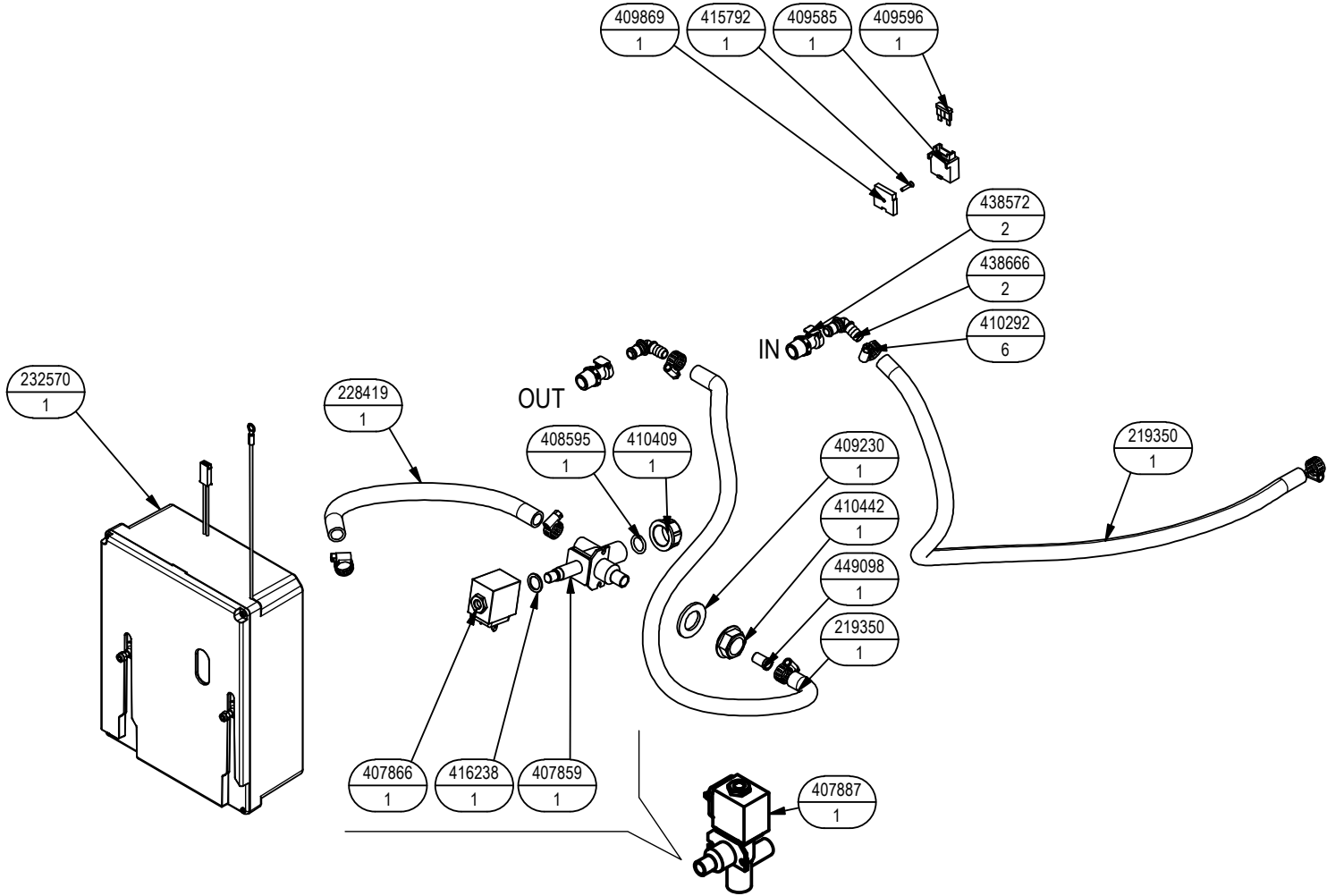
232760 - GRUPPO IMP. IDRICO PRO PISTOLA

09

WATER UNIT

–	TECHNICAL NEWS	SERIAL NUMBER	CODICE	QTÀ	DESCRIZIONE	DESCRIPTION
			416781	1	DADO M5X5 UNI 7473 ZINC	NUT M5X5 UNI 7473 ZINC
			416830	1	COLLARE FS8 ISOLATO	PIPE HANGER FS8
			416921	1	ATTACCO RAPIDO FEMM. PASSAPARETE 6x8	QUICK COUPLING FEMALE 6x8
			416922	1	ATTACCO RAPIDO MASCH. AISI TUBO 6x8	QUICK COUPLING MALE
			426421	1	RACCORDO A GOMITO F.F. 1/4 GAS	ELBOW 1/4 GAS
			438666	2	INNESTO RAPIDO M. 3/8" 90° CPC APC23006	MALE COUPLING 3/8" 90
			442487	2	BOCCOLA D=20-8 d=5,2 S=8,5 AVP	BUSHING D=20-8 d=5,2 S=8,5 AVP
			443591	1	RACCORDO ARIA 90° D=8-6 1/4 MOD.1541	FITTING D=8-6 1/4
			446382	1	STAFFA SUPP. RUBINETTO SCARICO FSS	BRACKET
			446992	1	PISTOLA CON UGELLO REGOLABILE	WATER SPRAY GUN
			447203	1	ELETTROVALVOLA 24V 0-5bar (E106DB40-201)	SOLENOID VALVE
			447363	1	RACCORDO RIDUZ. 3/4"M - 1/4"F NICHELATO	FITTING 3/4" - 1/4"
			447364	1	RACCORDO CALZAMENTO Ø8-6 x 1/4"M (1511)	FITTING Ø8-6 x 1/4"M
			447453	1	ANELLO DIAMETRO ESTERNO D=30	RING D=30
			449077	1	RACCORDO A Y 2040 M1/4 F-F 1/4	Y-FITTING 1/4" - 1/4"
			450976	1	GANCIO SUPPORTO PISTOLA ANTISGANCIO	SPRAY GUN HOLDER
			443044	1	INTERR. LED VERDE APEM IRC1F422L0G+CONN.	SWITCH

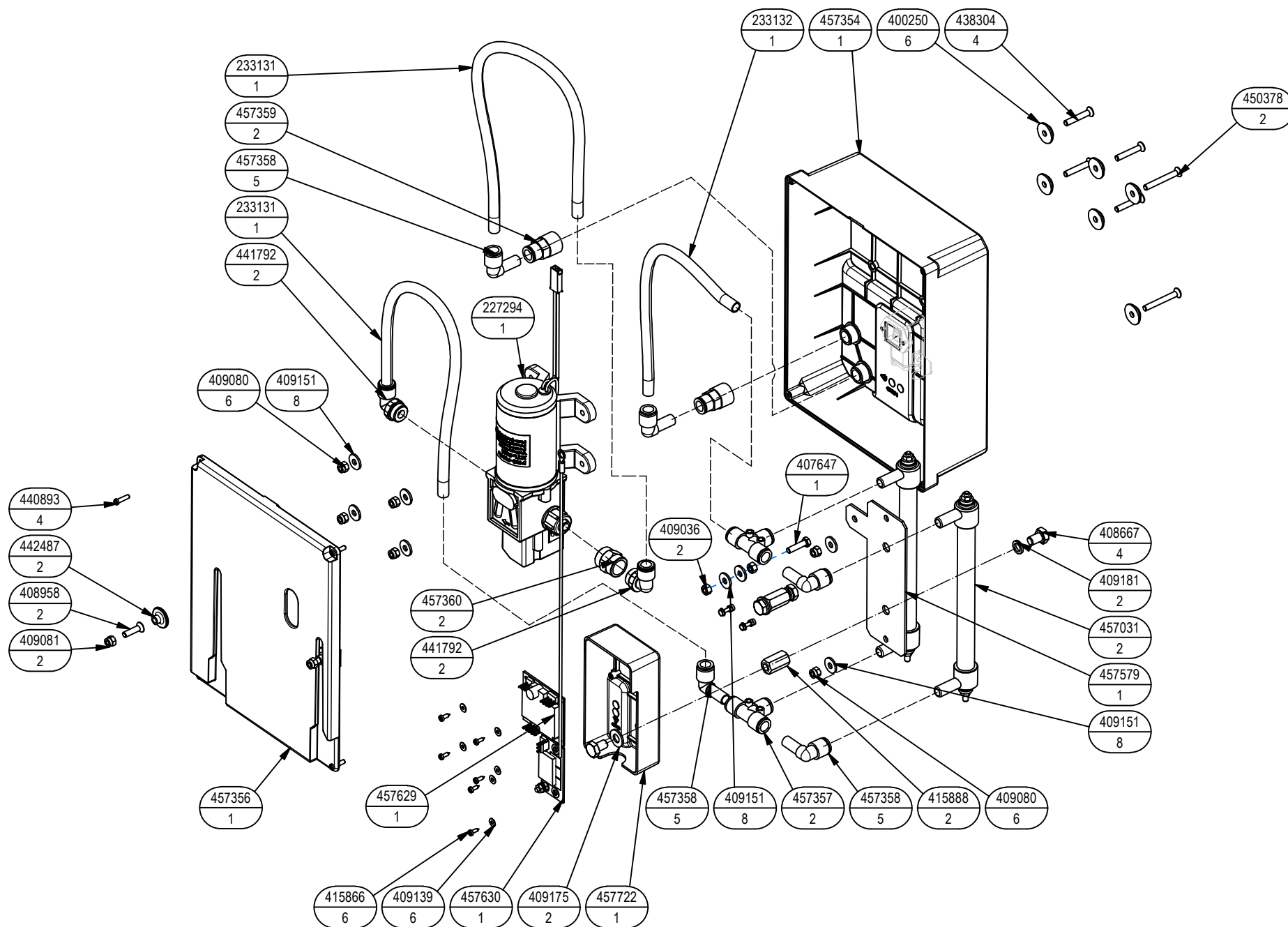
232744 - GRUPPO IMP. IDRICO PRO AQUAE
WATER UNIT



232744 - GRUPPO IMP. IDRICO PRO AQUAE

WATER UNIT

09



232744 - GRUPPO IMP. IDRICO PRO AQUAE

09

WATER UNIT

–	TECHNICAL NEWS	SERIAL NUMBER	CODICE	QTÀ	DESCRIZIONE	DESCRIPTION
			219350	1	TUBO D=10 L=705 SPIRALATO	HOSE D=10 L=705
			219350	1	TUBO D=10 L=705 SPIRALATO	HOSE D=10 L=705
			228419	1	TUBO DIAM.12X220 PVC SPIR. TRASPARENTE	HOSE DIAM.12X220 PVC
↓			232570	1	BOX AQUAE	HOUSING AQUAE
↑			227294	1	POMPA 3210YB-24-100 8L-MIN + MOLEX	PUMP 3210YB-24-100 8L-MIN
↑			233131	2	TUBO PU 98 MB D=10 d=8 L=420	TUBO PU 98 MB D=10 d=8 L=420
↑			233132	1	TUBO PU 98 MB D=10 d=8 L=320	HOSE D=10 d=8 L=320
↑			400250	6	RONDELLA D=5X20	SPECIAL WASHER D=5X20
↑			407647	1	VITE M5x20 TE UNI 5739 ZINC	SCREW M5X20 UNI 5739 ZINC
↑			408667	4	VITE M8X12 UNI 5739 ZINC	SCREW M8X12 UNI 5739 ZINC
↑			409036	2	DADO M5x5 UNI 5587 ZINC	NUT M5x5 UNI 5587 ZINC
↑			409080	6	DADO M5x7 AUTOBL. UNI 7473 ZINC	NYLOCK M5x7 UNI 7473 ZINC
↑			409139	6	RONDELLA 3x8x1 UNI 6593 ZINC	WASHER 3x8x1 UNI 6593 ZINC
↑			409151	8	RONDELLA 5,5x15x1.5 UNI 6593 ZINC	WASHER 5,5x15x1.5 UNI 6593 ZINC
↑			409175	2	RONDELLA D17 UNI 6592 ZINC.	WASHER D17 UNI 6592 ZINC.
↑			409181	2	RONDELLA D13 UNI 1751 ZINC	LOCK WASHER D13 UNI 1751 ZINC
↑			415866	6	VITE D.2,9X9,5 DIN 7981 ZINC	SCREW D.2,9X9,5 DIN 7981 ZINC
↑			415888	2	DADO M8X24	NUT M8X24
↑			438304	4	VITE M5x30 UNI 7688 ZINC NERO	SCREW M5x30 UNI 7688 BURNISHED
↑			438572	2	INNESTO RAPIDO F. 3/8"	FEMALE COUPLING 3/8"
↑			440893	4	VITE AUTOF. D.3,5 x 14 UNI 9707-Pz-TZ ZN	METAL SHEET SCREW D.3,5 x 14 UNI 9707 ZI
↑			441792	2	RACCORDO SUPER RAPIDO 7522 10 3/8	FITTING 7522 10 3/8
↑			450378	2	VITE M5x40 UNI 7688 ZINC. NERO	SCREW M5x40 UNI 7688 BURNISHED
↑			457031	2	REATTORE DWS GATE	ELECTROLYTIC REACTOR
↑			457354	1	CASE ANTERIORE AQUAE	FRONT CASE AQUAE
↑			457356	1	CASE POSTERIORE AQUAE	REAR CASE AQUAE
↑			457357	2	RACCORDO A T F-F F7540 10	T-FITTING
↑			457358	5	RACCORDO A 90° M-F F7555 10-10	ELBOW F7555 10-10
↑			457359	2	RACCORDO DRITTO F F6463 10-3/8K	FITTING F6463 10-3/8K
↑			457360	2	MANICOTTO F-F 2543 3/8	FITTING 3/8"
↑			457579	1	PIASTRA FISSAGGIO REATTORI	BRACKET
↑			457629	1	SCHEDA CONTROLLO AQUAE	AQUAE CONTROL BOARD
↑			457630	1	SCHEDA POTENZA AQUAE	AQUAE POWER BOARD
↑			457722	1	SCATOLA SCHEDE AQUAE	AQUAE BOARD CASE
↓			407887	1	ELETTROVALVOLA COMPLETA 24V 1/2" ACL 3	SOLENOID VALVE COMPLETE 24V 1/2" ACL 3
↑			407859	1	CORPO ELETTROVALVOLA 1/2- V.24/36 (ACL)	SOLENOID VALVE BODY 1/2- V.24/36 (ACL)
↑			407866	1	BOBINA 24V 1/2 (PER ACL 407887)	COIL 24V 1/2 (PER ACL 407887)

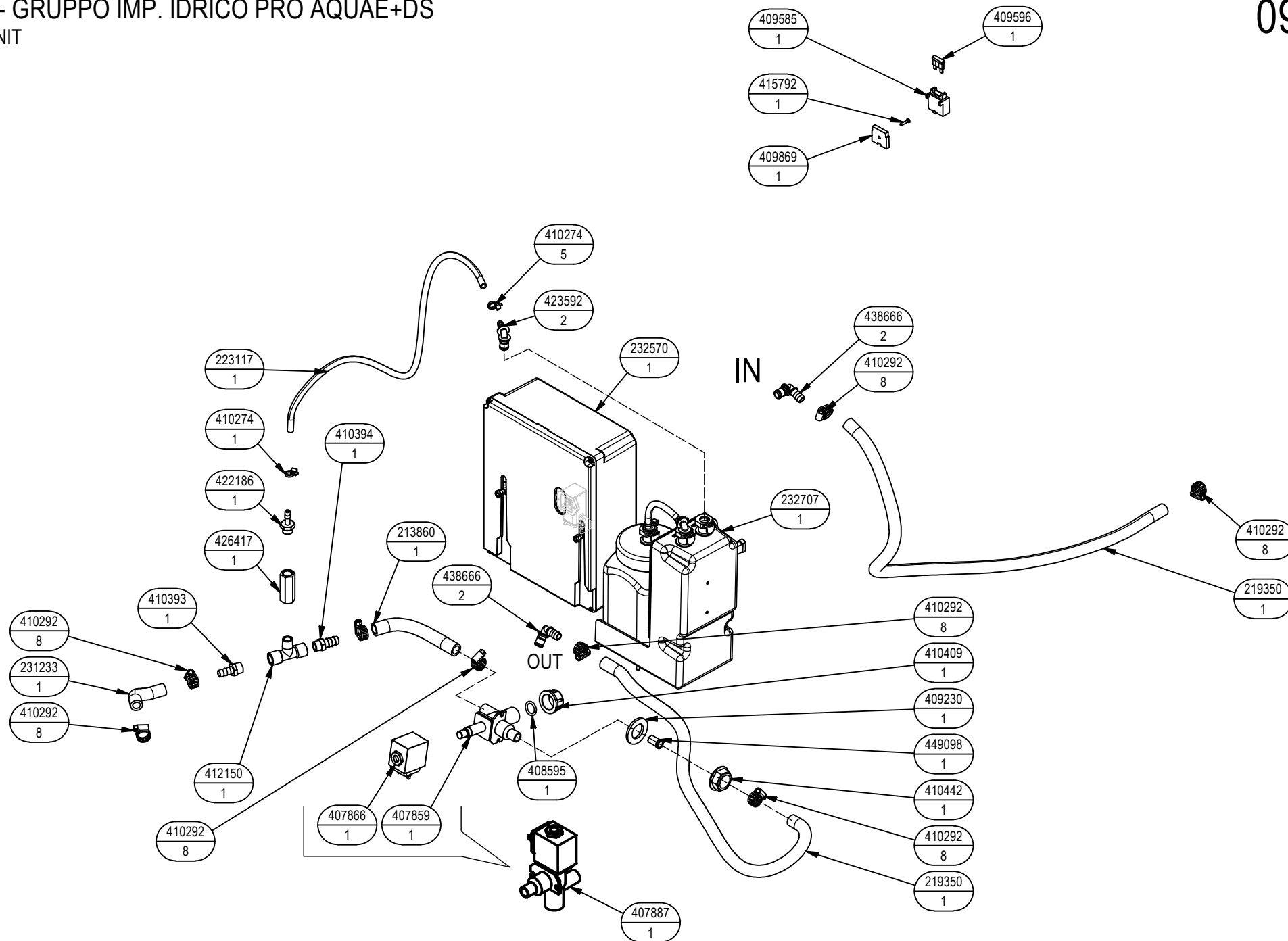
232744 - GRUPPO IMP. IDRICO PRO AQUAE

09

WATER UNIT

-	TECHNICAL NEWS	SERIAL NUMBER	CODICE	QTÀ	DESCRIZIONE	DESCRIPTION
			408595	1	GUARNIZIONE OR 3056	O-RING 3056
			408958	2	VITE M5x20 UNI 5933 AISI	SCREW M5x20 UNI 5933 AISI
			409081	2	DADO M5x7 UNI 7473 AISI	NUT M5x7 UNI 7473 AISI
			409230	1	ROSETTA 21x37x3 UNI 6592 ZINC	WASHER M20 UNI 6592 ZINC
			409585	1	PORTAFUSIBILE	FUSEHOLDER
			409596	1	FUSIBILE 10A A FASTON	FUSE 10A
			409869	1	PIASTRINA ATTACCO	BRACKET
			410292	6	FASCETTA A VITE 11/17 ABA	HOSE CLAMP 11/17 ABA
			410409	1	TAPPO FEMMINA 1/2" - PLASTICA	CAP 1/2"
			410442	1	DADO FLANGIATO 1/2"	FLANGE NUT 1/2"
			415792	1	VITE M3x14 UNI 7688 ZINCATO	SCREW M3x14 UNI 7688 ZINC
			416238	1	RONDELLA IN RAME 1/4	WASHER 1/4
			438666	2	INNESTO RAPIDO M. 3/8" 90° CPC APC23006	MALE COUPLING 3/8" 90
			442487	2	BOCCOLA D=20-8 d=5,2 S=8,5 AVP	BUSHING D=20-8 d=5,2 S=8,5 AVP
			449098	1	BOCCOLA D=12-10,3 d=8,5 S=18 X5CrNi18-10	BUSHING D=12-10,3 d=8,5 S=18

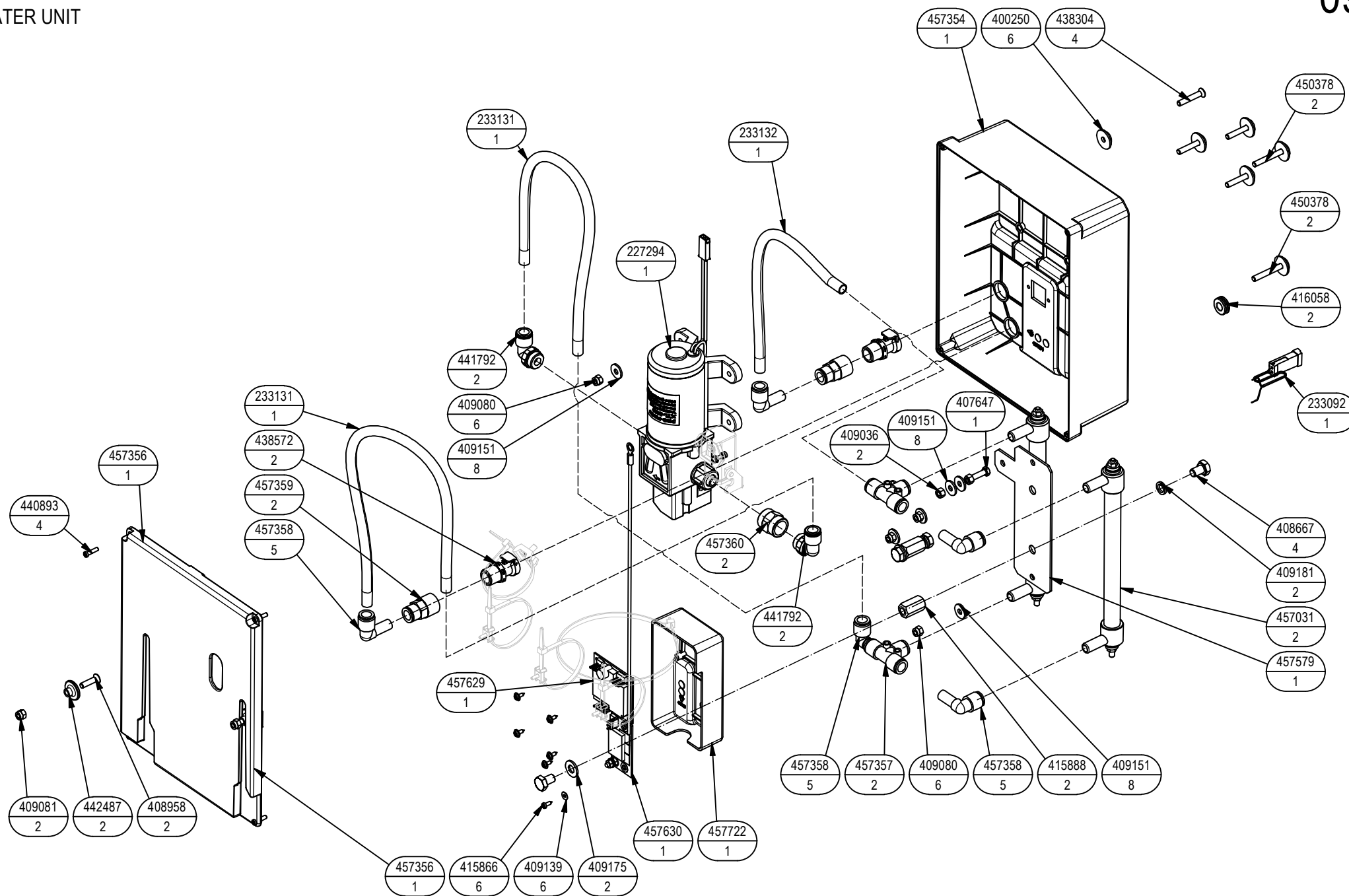
232740 - GRUPPO IMP. IDRICO PRO AQUAE+DS
WATER UNIT



232740 - GRUPPO IMP. IDRICO PRO AQUAE+DS

WATER UNIT

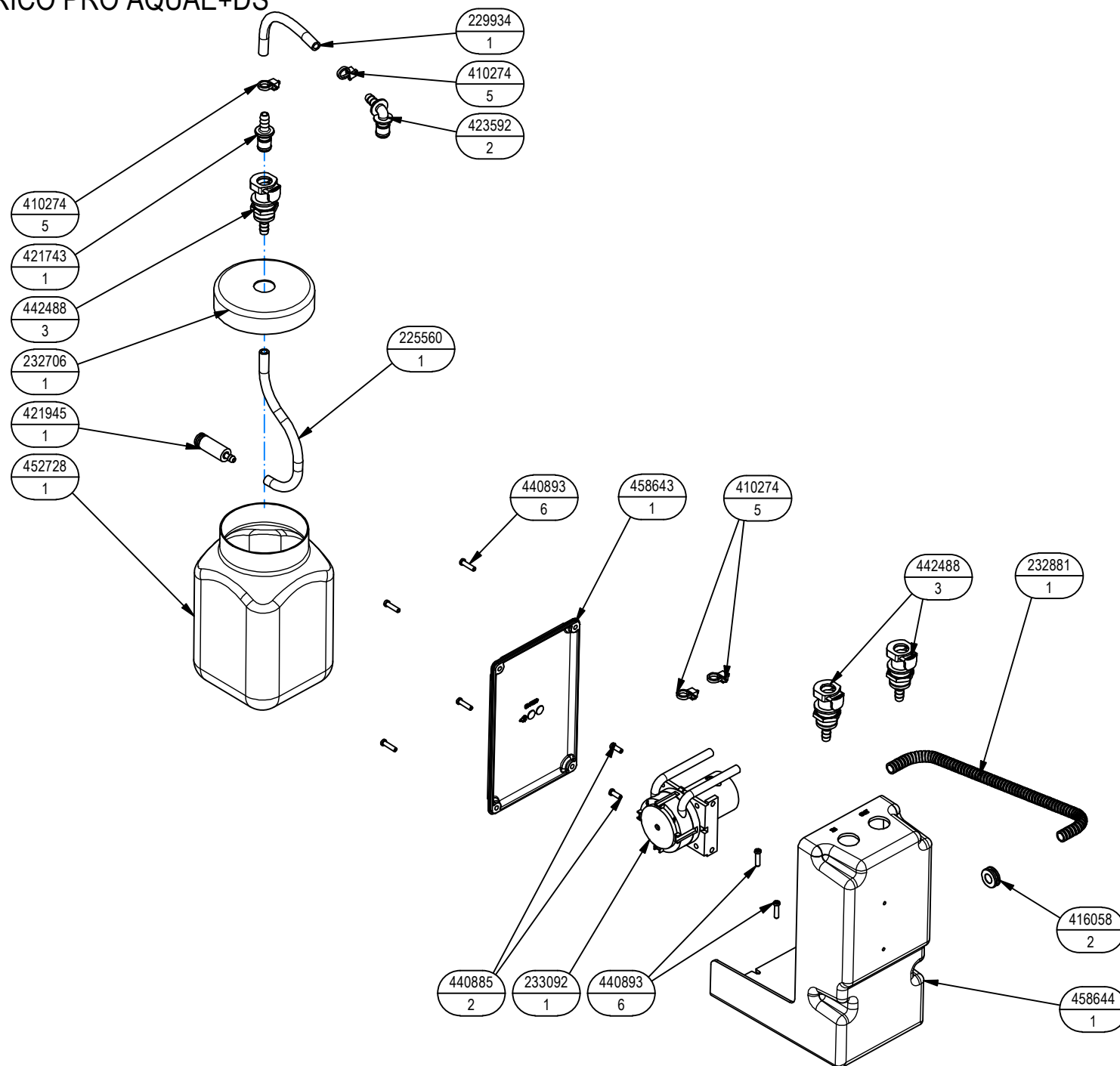
09



232740 - GRUPPO IMP. IDRICO PRO AQUAE+DS

WATER UNIT

09



232740 - GRUPPO IMP. IDRICO PRO AQUAE+DS

09

WATER UNIT

-	TECHNICAL NEWS	SERIAL NUMBER	CODICE	QTÀ	DESCRIZIONE	DESCRIPTION
			213860	1	TUBO DIAM.12X100 PVC SPIR. TRASPARENTE	PIPE DIAM.12X100
			219350	2	TUBO D=10 L=705 SPIRALATO	HOSE D=10 L=705
			223117	1	TUBO VITREO D=8 d=5 L=600	PIPE D=8 d=5 L=600
			231233	1	TUBO DIAM.10X75 PVC SPIR. TRASPARENTE	HOSE DIAM.10X75
↓			232570	1	BOX AQUAE	HOUSING AQUAE
↑			227294	1	POMPA 3210YB-24-100 8L-MIN + MOLEX	PUMP 3210YB-24-100 8L-MIN
↑			233131	2	TUBO PU 98 MB D=10 d=8 L=420	TUBO PU 98 MB D=10 d=8 L=420
↑			233132	1	TUBO PU 98 MB D=10 d=8 L=320	HOSE D=10 d=8 L=320
↑			400250	6	RONDELLA D=5X20	SPECIAL WASHER D=5X20
↑			407647	1	VITE M5x20 TE UNI 5739 ZINC	SCREW M5X20 UNI 5739 ZINC
↑			408667	4	VITE M8X12 UNI 5739 ZINC	SCREW M8X12 UNI 5739 ZINC
↑			409036	2	DADO M5x5 UNI 5587 ZINC	NUT M5x5 UNI 5587 ZINC
↑			409080	6	DADO M5x7 AUTOBL. UNI 7473 ZINC	NYLOCK M5x7 UNI 7473 ZINC
↑			409139	6	RONDELLA 3x8x1 UNI 6593 ZINC	WASHER 3x8x1 UNI 6593 ZINC
↑			409151	8	RONDELLA 5,5x15x1.5 UNI 6593 ZINC	WASHER 5,5x15x1.5 UNI 6593 ZINC
↑			409175	2	RONDELLA D17 UNI 6592 ZINC.	WASHER D17 UNI 6592 ZINC.
↑			409181	2	RONDELLA D13 UNI 1751 ZINC	LOCK WASHER D13 UNI 1751 ZINC
↑			415866	6	VITE D.2,9X9,5 DIN 7981 ZINC	SCREW D.2,9X9,5 DIN 7981 ZINC
↑			415888	2	DADO M8X24	NUT M8X24
↑			438304	4	VITE M5x30 UNI 7688 ZINC NERO	SCREW M5x30 UNI 7688 BURNISHED
↑			438572	2	INNESTO RAPIDO F. 3/8"	FEMALE COUPLING 3/8"
↑			440893	4	VITE AUTOF. D.3,5 x 14 UNI 9707-Pz-TZ ZN	METAL SHEET SCREW D.3,5 x 14 UNI 9707 ZI
↑			441792	2	RACCORDO SUPER RAPIDO 7522 10 3/8	FITTING 7522 10 3/8
↑			450378	2	VITE M5x40 UNI 7688 ZINC. NERO	SCREW M5x40 UNI 7688 BURNISHED
↑			457031	2	REATTORE DWS GATE	ELECTROLYTIC REACTOR
↑			457354	1	CASE ANTERIORE AQUAE	FRONT CASE AQUAE
↑			457356	1	CASE POSTERIORE AQUAE	REAR CASE AQUAE
↑			457357	2	RACCORDO A T F-F-F F7540 10	T-FITTING
↑			457358	5	RACCORDO A 90° M-F F7555 10-10	ELBOW F7555 10-10
↑			457359	2	RACCORDO DRITTO F F6463 10-3/8K	FITTING F6463 10-3/8K
↑			457360	2	MANICOTTO F-F 2543 3/8	FITTING 3/8"
↑			457579	1	PIASTRA FISSAGGIO REATTORI	BRACKET
↑			457629	1	SCHEDA CONTROLLO AQUAE	AQUAE CONTROL BOARD
↑			457630	1	SCHEDA POTENZA AQUAE	AQUAE POWER BOARD
↑			457722	1	SCATOLA SCHEDE AQUAE	AQUAE BOARD CASE
↓			232707	1	BOX DOSATORE AQUAE	DETERGENT SOLUTION SYSTEM HOUSING
↑			225560	1	TUBO VITREO D=8 d=5 L=170	PIPE VITREOUS D=8 d=5 L=170
↑			229934	1	TUBO VITREO D=8 d=5 L=125	PIPE D=8 d=5 L=125

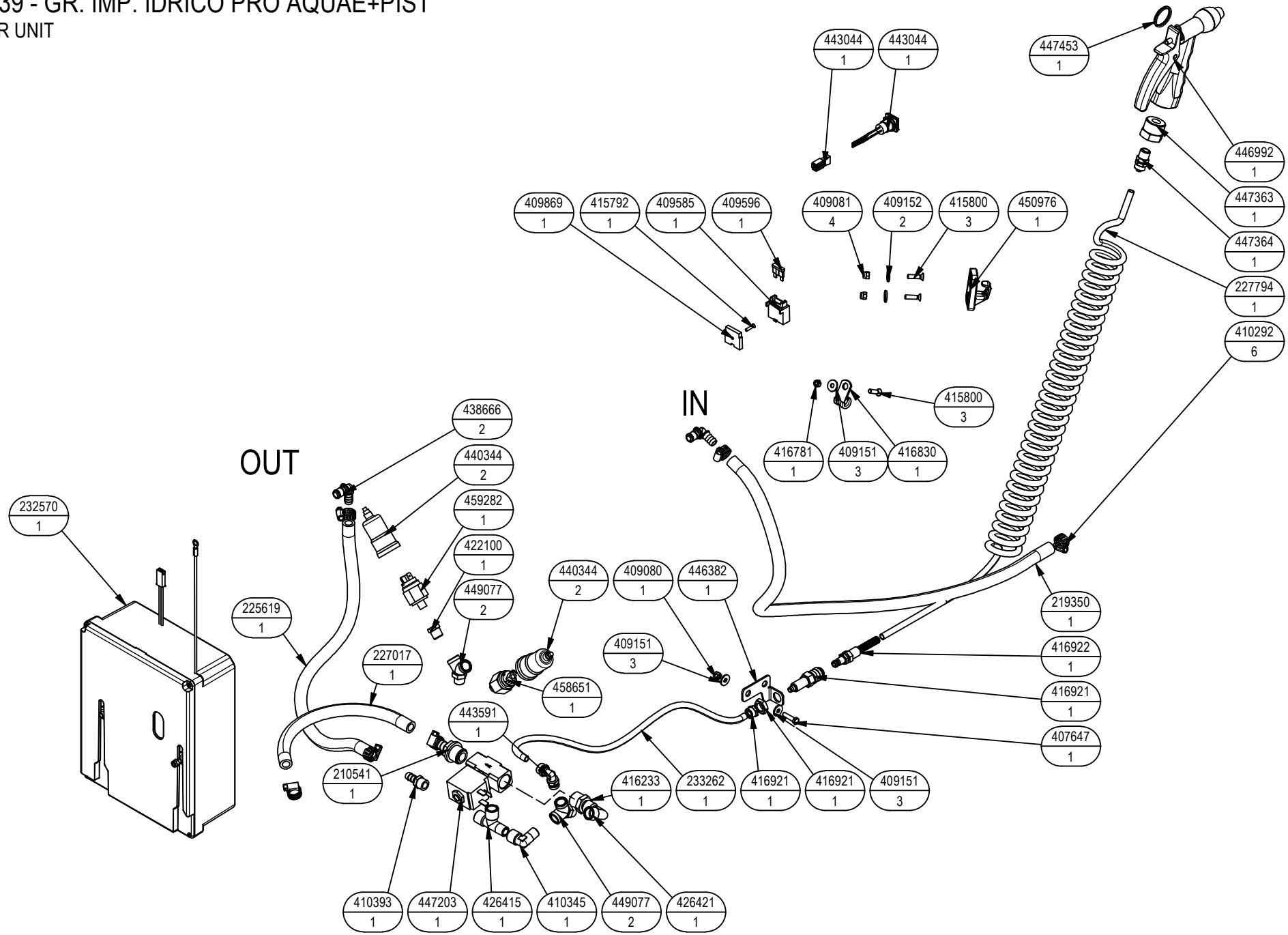
232740 - GRUPPO IMP. IDRICO PRO AQUAE+DS

WATER UNIT

-	TECHNICAL NEWS	SERIAL NUMBER	CODICE	QTÀ	DESCRIZIONE	DESCRIPTION
↑			232706	1	TAPPO FORATO	DRILLED CAP
↑			232881	1	GUAINA CORRUGATA D=7 L=300	SHEATH D=7 L=300
↑			233092	1	POMPA PERIST. 24V SR10/50 CON CONN. JST	PUMP 24V SR10/50
↑			410274	5	FASCETTA PLASTICA 2.5x98	CLAMP 2.5x98
↑			416058	2	PASSACAVO PER FORO D.14 Di=8	FAIRLEAD D.14 Di=8
↑			421743	1	INNESTO RAPIDO M. 1/4" CPC APC22004	MALE COUPLING 1/4"
↑			421945	1	FILTRO PESCANTE IN CERAMICA	FILTER
↑			423592	2	INNESTO RAPIDO M. 1/4" 90° CPC APC23004	MALE COUPLING 1/4"
↑			440885	2	VITE UNI 9707 D.3,5 x 10 AISI	SCREW UNI 9707 D.3,5 x 10 AISI
↑			440893	6	VITE AUTOF. D.3,5 x 14 UNI 9707-Pz-TZ ZN	METAL SHEET SCREW D.3,5 x 14 UNI 9707 ZI
↑			442488	3	INNESTO RAPIDO F. 1/4" CPC APCD16004	FEMALE COUPLING F. 1/4"
↑			452728	1	SERBATOIO FLATV900 PP	TANK
↑			458643	1	COPERCHIO DOSATORE AQUAE	COVER AQUAE
↑			458644	1	CASE DOSATORE AQUAE	COVER AQUAE
			407887	1	ELETTROVALVOLA COMPLETA 24V 1/2" ACL 3	SOLENOID VALVE COMPLETE 24V 1/2" ACL 3
			407859	1	CORPO ELETTROVALVOLA 1/2- V.24/36 (ACL)	SOLENOID VALVE BODY 1/2- V.24/36 (ACL)
			407866	1	BOBINA 24V 1/2 (PER ACL 407887)	COIL 24V 1/2 (PER ACL 407887)
			408595	1	GUARNIZIONE OR 3056	O-RING 3056
			408958	2	VITE M5x20 UNI 5933 AISI	SCREW M5x20 UNI 5933 AISI
			409081	2	DADO M5x7 UNI 7473 AISI	NUT M5x7 UNI 7473 AISI
			409230	1	ROSETTA 21x37x3 UNI 6592 ZINC	WASHER M20 UNI 6592 ZINC
			409585	1	PORTAFUSIBILE	FUSEHOLDER
			409596	1	FUSIBILE 10A A FASTON	FUSE 10A
			409869	1	PIASTRINA ATTACCO	BRACKET
			410274	1	FASCETTA PLASTICA 2.5x98	CLAMP 2.5x98
			410292	8	FASCETTA A VITE 11/17 ABA	HOSE CLAMP 11/17 ABA
			410393	1	PORTAGOMMA DIRITTO 1/4X10	FITTING 1/4X10
			410394	1	PORTAGOMMA DIR.1/4" M. D.12 L=20 OTTONE	SUPPORT 1/4" M. D.12 L=20
			410409	1	TAPPO FEMMINA 1/2" - PLASTICA	CAP 1/2"
			410442	1	DADO FLANGIATO 1/2"	FLANGE NUT 1/2"
			412150	1	RACCORDO A T 1/4" F-F + 1/4" M OTTONE	T-FITTING
			415792	1	VITE M3x14 UNI 7688 ZINCATO	SCREW M3x14 UNI 7688 ZINC
			416238	1	RONDELLA IN RAME 1/4	WASHER 1/4
			422186	1	RACC. PORTAGOMMA 1/4x7 OTT. NICH.	HOSE FITTING 1/4x7 OCT. NICH.
			426417	1	VALVOLA UNIDIR. 0.2 BAR VNR-843-07	ONE WAY VALVE 0.2 BAR
			438666	2	INNESTO RAPIDO M. 3/8" 90° CPC APC23006	MALE COUPLING 3/8" 90
			442487	2	BOCCOLA D=20-8 d=5,2 S=8,5 AVP	BUSHING D=20-8 d=5,2 S=8,5 AVP
			449098	1	BOCCOLA D=12-10,3 d=8,5 S=18 X5CrNi18-10	BUSHING D=12-10,3 d=8,5 S=18

232739 - GR. IMP. IDRICO PRO AQUAE+PIST
WATER UNIT

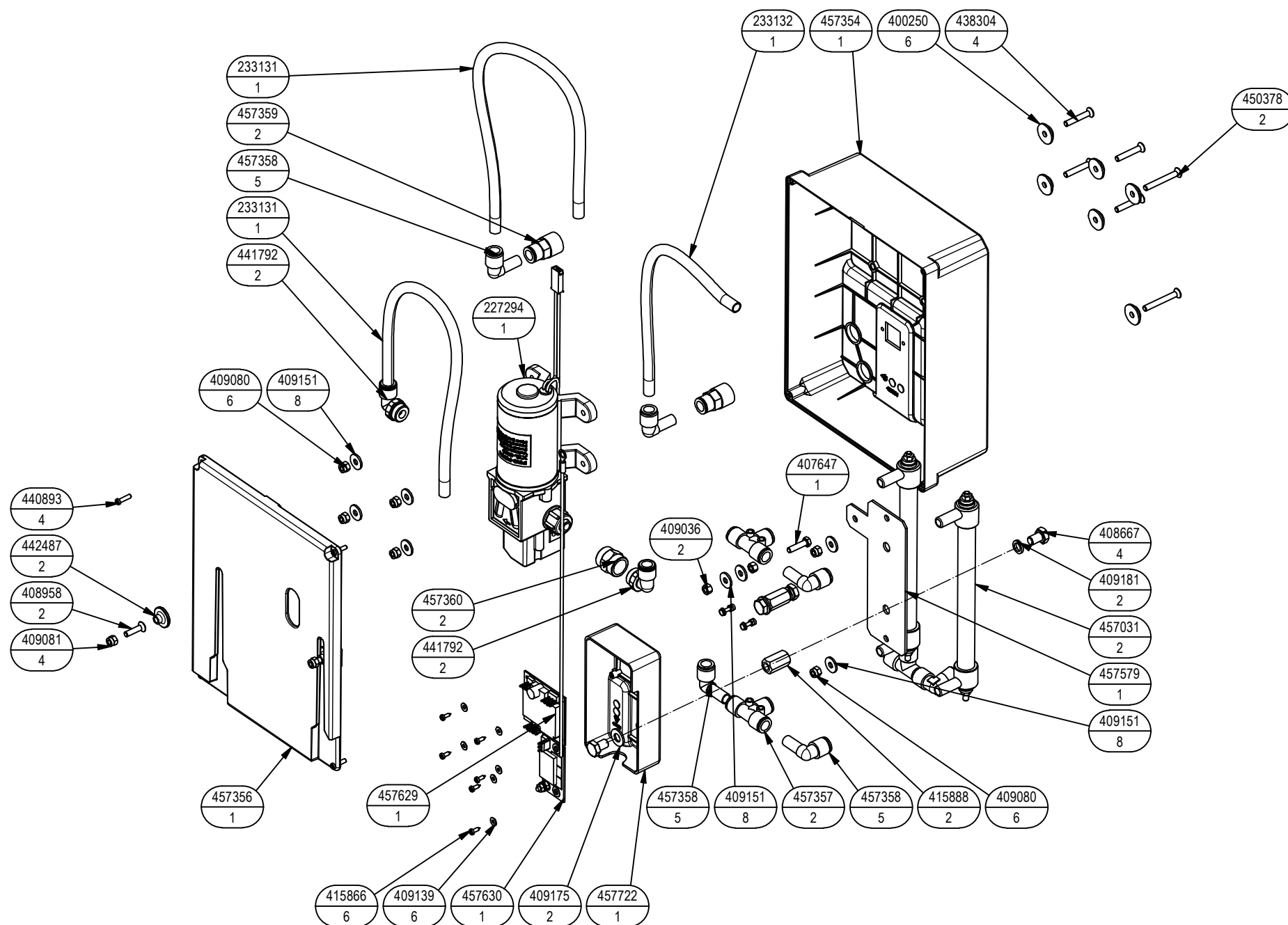
09



232739 - GR. IMP. IDRICO PRO AQUAE+PIST

WATER UNIT

09



232739 - GR. IMP. IDRICO PRO AQUAE+PIST

09

WATER UNIT

-	TECHNICAL NEWS	SERIAL NUMBER	CODICE	QTÀ	DESCRIZIONE	DESCRIPTION
			225619	1	TUBO D=10 L=450 SPIRALATO	PIPE D=10 L=450
			219350	1	TUBO D=10 L=705 SPIRALATO	HOSE D=10 L=705
			227017	1	TUBO DIAM.10X210 PVC SPIR. TRASPARENTE	PIPE DIAM.10X210
↓			232570	1	BOX AQUAE	HOUSING AQUAE
↑			227294	1	POMPA 3210YB-24-100 8L-MIN + MOLEX	PUMP 3210YB-24-100 8L-MIN
↑			233131	2	TUBO PU 98 MB D=10 d=8 L=420	TUBO PU 98 MB D=10 d=8 L=420
↑			233132	1	TUBO PU 98 MB D=10 d=8 L=320	HOSE D=10 d=8 L=320
↑			400250	6	RONDELLA D=5X20	SPECIAL WASHER D=5X20
↑			407647	1	VITE M5x20 TE UNI 5739 ZINC	SCREW M5X20 UNI 5739 ZINC
↑			408667	4	VITE M8X12 UNI 5739 ZINC	SCREW M8X12 UNI 5739 ZINC
↑			409036	2	DADO M5x5 UNI 5587 ZINC	NUT M5x5 UNI 5587 ZINC
↑			409080	6	DADO M5x7 AUTOBL. UNI 7473 ZINC	NYLOCK M5x7 UNI 7473 ZINC
↑			409139	6	RONDELLA 3x8x1 UNI 6593 ZINC	WASHER 3x8x1 UNI 6593 ZINC
↑			409151	8	RONDELLA 5,5x15x1.5 UNI 6593 ZINC	WASHER 5,5x15x1.5 UNI 6593 ZINC
↑			409175	2	RONDELLA D17 UNI 6592 ZINC.	WASHER D17 UNI 6592 ZINC.
↑			409181	2	RONDELLA D13 UNI 1751 ZINC	LOCK WASHER D13 UNI 1751 ZINC
↑			415866	6	VITE D.2,9X9,5 DIN 7981 ZINC	SCREW D.2,9X9,5 DIN 7981 ZINC
↑			415888	2	DADO M8X24	NUT M8X24
↑			438304	4	VITE M5x30 UNI 7688 ZINC NERO	SCREW M5x30 UNI 7688 BURNISHED
↑			438572	2	INNESTO RAPIDO F. 3/8"	FEMALE COUPLING 3/8"
↑			440893	4	VITE AUTOF. D.3,5 x 14 UNI 9707-Pz-TZ ZN	METAL SHEET SCREW D.3,5 x 14 UNI 9707 ZI
↑			441792	2	RACCORDO SUPER RAPIDO 7522 10 3/8	FITTING 7522 10 3/8
↑			450378	2	VITE M5x40 UNI 7688 ZINC. NERO	SCREW M5x40 UNI 7688 BURNISHED
↑			457031	2	REATTORE DWS GATE	ELECTROLYTIC REACTOR
↑			457354	1	CASE ANTERIORE AQUAE	FRONT CASE AQUAE
↑			457356	1	CASE POSTERIORE AQUAE	REAR CASE AQUAE
↑			457357	2	RACCORDO A T F-F-F F7540 10	T-FITTING
↑			457358	5	RACCORDO A 90° M-F F7555 10-10	ELBOW F7555 10-10
↑			457359	2	RACCORDO DRITTO F F6463 10-3/8K	FITTING F6463 10-3/8K
↑			457360	2	MANICOTTO F-F 2543 3/8	FITTING 3/8"
↑			457579	1	PIASTRA FISSAGGIO REATTORI	BRACKET
↑			457629	1	SCHEDA CONTROLLO AQUAE	AQUAE CONTROL BOARD
↑			457630	1	SCHEDA POTENZA AQUAE	AQUAE POWER BOARD
↑			457722	1	SCATOLA SCHEDE AQUAE	AQUAE BOARD CASE
↓			459282	1	PRESSOSTATO 1/8"CONICO 48V NA 0.2-2bar	PRESSURE SWITCH 1/8"CONICO 48V NA 0.2-2b
			400250	1	RONDELLA D=5X20	SPECIAL WASHER D=5X20
			408958	2	VITE M5x20 UNI 5933 AISI	SCREW M5x20 UNI 5933 AISI
			409081	4	DADO M5x7 UNI 7473 AISI	NUT M5x7 UNI 7473 AISI

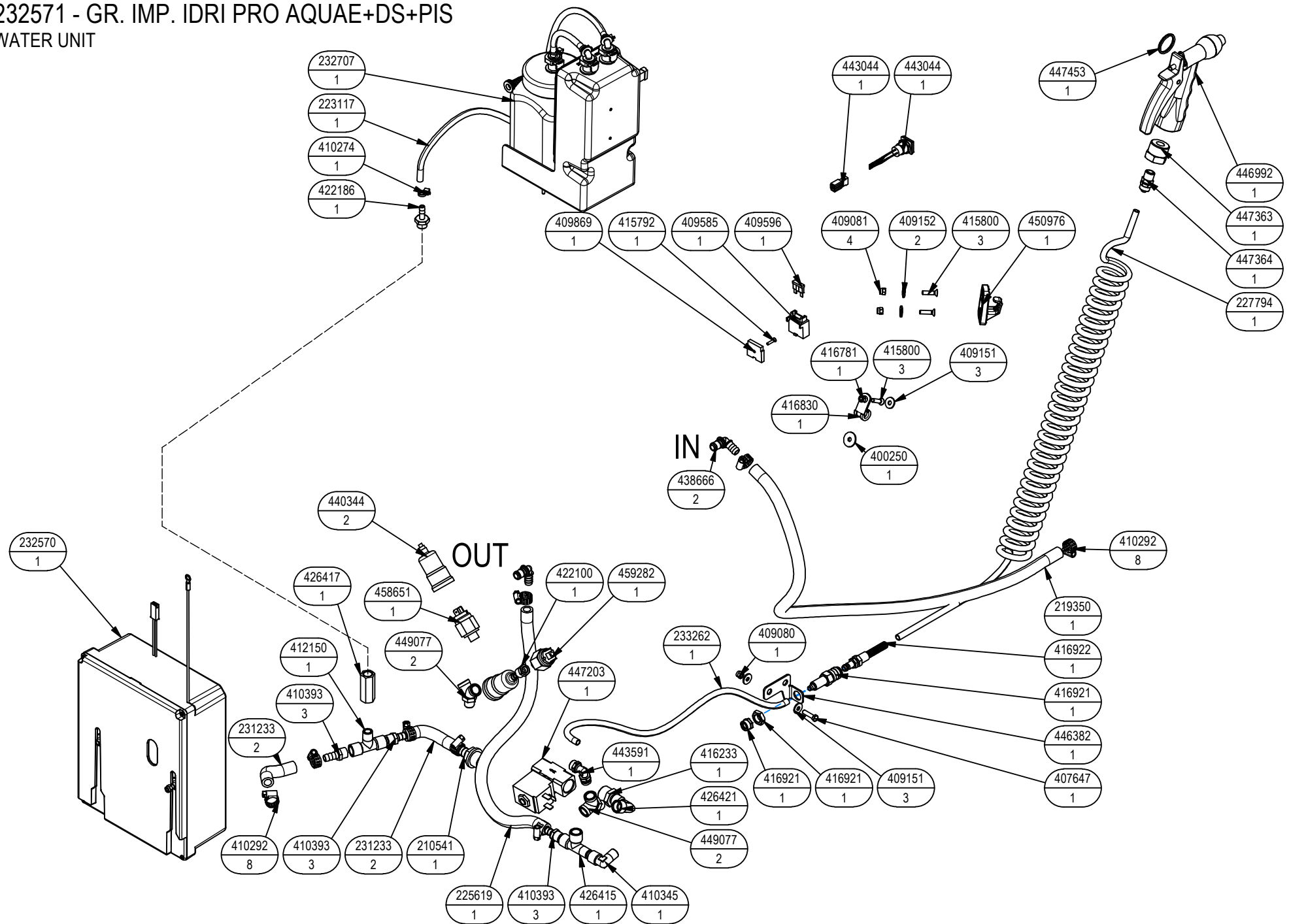
232739 - GR. IMP. IDRICO PRO AQUAE+PIST

WATER UNIT

–	TECHNICAL NEWS	SERIAL NUMBER	CODICE	QTÀ	DESCRIZIONE	DESCRIPTION
			422100	1	RIDUZIONE 1/4 M 1/8 F (25301/4-1/8)	REDUCTION 1/4 M 1/8 F (25301/4-1/8)
			409585	1	PORTAFUSIBILE	FUSEHOLDER
			409596	1	FUSIBILE 10A A FASTON	FUSE 10A
			409869	1	PIASTRINA ATTACCO	BRACKET
			410292	6	FASCETTA A VITE 11/17 ABA	HOSE CLAMP 11/17 ABA
			443591	1	RACCORDO ARIA 90° D=8-6 1/4 MOD.1541	FITTING D=8-6 1/4
			449077	2	RACCORDO A Y 2040 M1/4 F-F 1/4	Y-FITTING 1/4" - 1/4"
			415792	1	VITE M3x14 UNI 7688 ZINCATO	SCREW M3x14 UNI 7688 ZINC
			440344	2	CAPPUCCIO PROT. PRESSOSTATO DOGSH. ECO	PROTECTION CAP
			438666	2	INNESTO RAPIDO M. 3/8" 90° CPC APC23006	MALE COUPLING 3/8" 90
			442487	2	BOCCOLA D=20-8 d=5,2 S=8,5 AVP	BUSHING D=20-8 d=5,2 S=8,5 AVP
			416830	1	COLLARE FS8 ISOLATO	PIPE HANGER FS8
			458651	1	PRESSOSTATO 1/4" 48V NC 1-5bar TAR.2	PRESSURE SWITCH 1/4" 48V NC 1-5bar TAR.2
			410393	1	PORTAGOMMA DIRITTO 1/4X10	FITTING 1/4X10
			447203	1	ELETTROVALVOLA 24V 0-5bar (E106DB40-201)	SOLENOID VALVE
			416233	1	NIPPLO RIDUZIONE 1/2"M - 1/4"M	NIPPLE 1/2"M - 1/4"M
			426421	1	RACCORDO A GOMITO F.F. 1/4 GAS	ELBOW 1/4 GAS
			210541	1	PORTAGOMMA DIRITTO G 1-2" MASCHIO D=13	FITTING
			446382	1	STAFFA SUPP. RUBINETTO SCARICO FSS	BRACKET
			409151	3	RONDELLA 5,5x15x1.5 UNI 6593 ZINC	WASHER 5,5x15x1.5 UNI 6593 ZINC
			409080	1	DADO M5x7 AUTOBL. UNI 7473 ZINC	NYLOCK M5x7 UNI 7473 ZINC
			407647	1	VITE M5x20 TE UNI 5739 ZINC	SCREW M5X20 UNI 5739 ZINC
			416921	1	ATTACCO RAPIDO FEMM. PASSAPARETE 6x8	QUICK COUPLING FEMALE 6x8
			227794	1	TUBO SPIRALE D=8 d=6 L=3500 POL.NERO	HOSE D=8 d=6 L=3500
			443044	1	INTERR. LED VERDE APEM IRC1F422L0G+CONN.	SWITCH
			447363	1	RACCORDO RIDUZ. 3/4"M - 1/4"F NICHELATO	FITTING 3/4" - 1/4"
			447364	1	RACCORDO CALZAMENTO Ø8-6 x 1/4"M (1511)	FITTING Ø8-6 x 1/4"M
			446992	1	PISTOLA CON UGELLO REGOLABILE	WATER SPRAY GUN
			447453	1	ANELLO DIAMETRO ESTERNO D=30	RING D=30
			450976	1	GANCIO SUPPORTO PISTOLA ANTISGANCIO	SPRAY GUN HOLDER
			409152	2	RONDELLA D15 UNI 6593 AISI	WASHER D15 UNI 6593 AISI
			415800	3	VITE M5x20 UNI7688 AISI	SCREW M5x20 UNI7688 AISI
			233262	1	TUBO D=8 d=6 L=500	HOSE D=8 d=6 L=500
			416922	1	ATTACCO RAPIDO MASCH. AISI TUBO 6x8	QUICK COUPLING MALE
			416781	1	DADO M5X5 UNI 7473 ZINC	NUT M5X5 UNI 7473 ZINC
			410345	1	RACCORDO A GOMITO 1-4G M-F OT	ELBOW 1-4G
			426415	1	RACCORDO A T F-F-M 1/4"	T-FITTING

232571 - GR. IMP. IDRI PRO AQUAE+DS+PIS
WATER UNIT

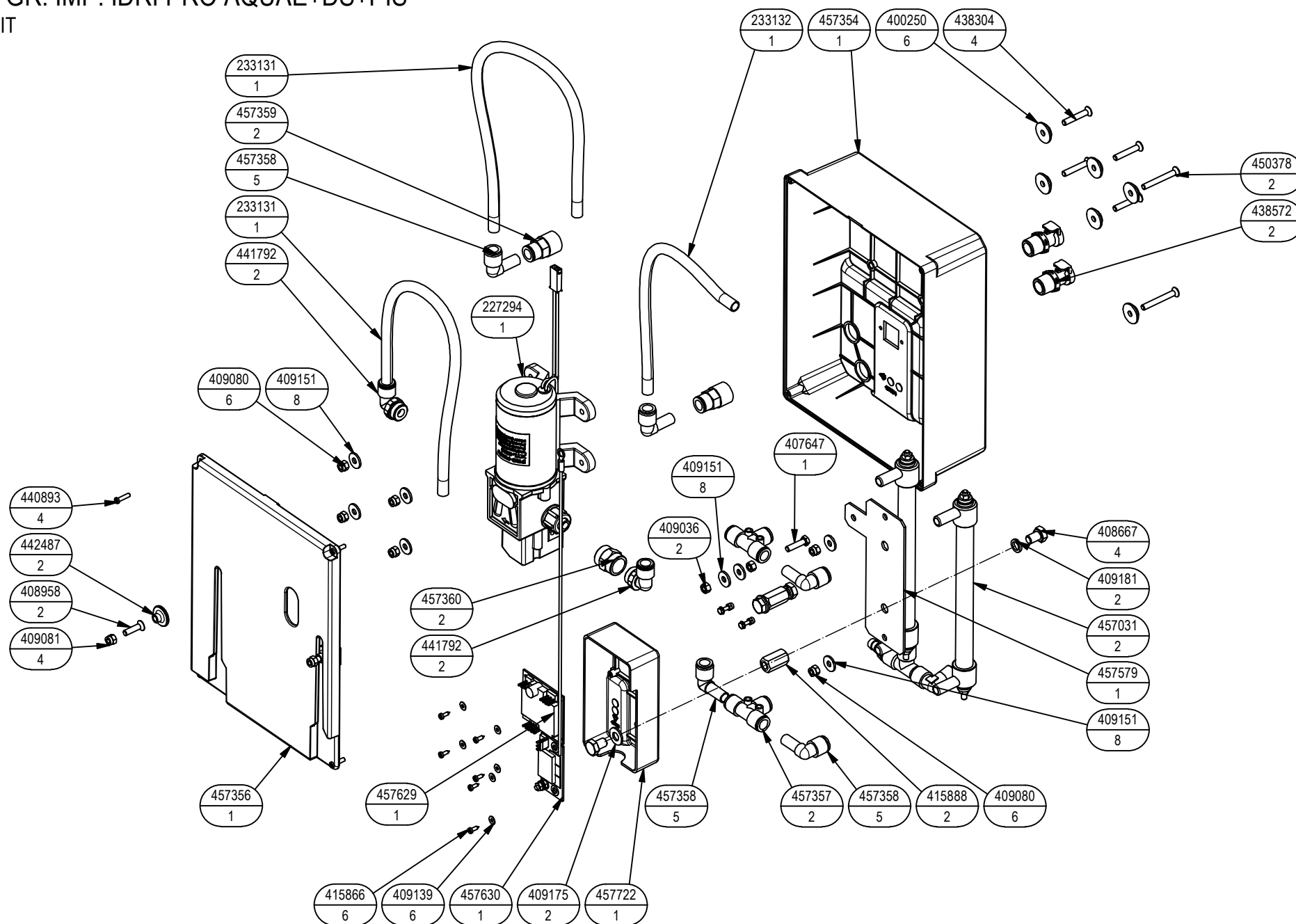
09



232571 - GR. IMP. IDRI PRO AQUAE+DS+PIS

WATER UNIT

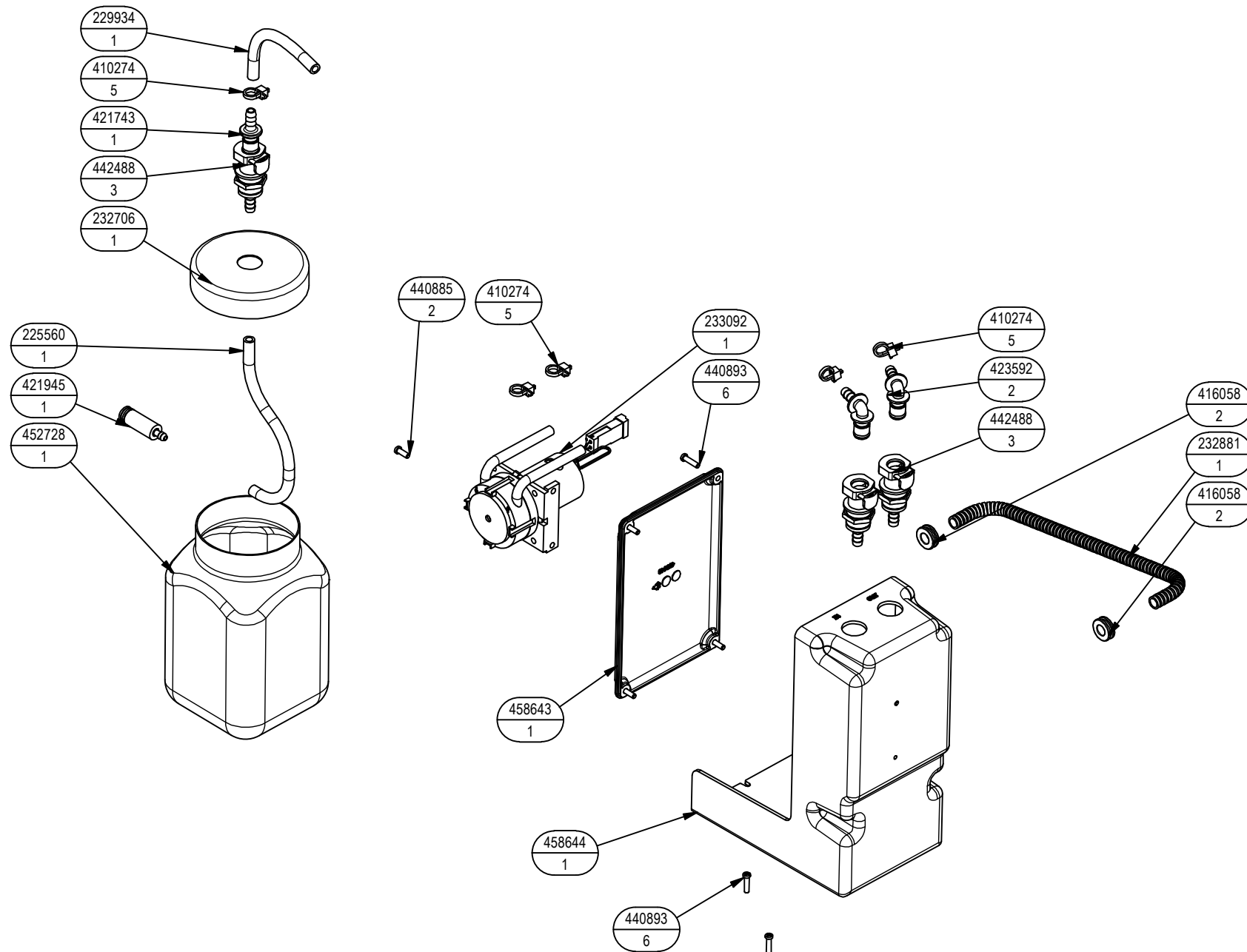
09



232571 - GR. IMP. IDRI PRO AQUAE+DS+PIS

WATER UNIT

09



232571 - GR. IMP. IDRI PRO AQUAE+DS+PIS

09

WATER UNIT

–	TECHNICAL NEWS	SERIAL NUMBER	CODICE	QTÀ	DESCRIZIONE	DESCRIPTION
			210541	1	PORTAGOMMA DIRITTO G 1-2" MASCHIO D=13	FITTING
			219350	1	TUBO D=10 L=705 SPIRALATO	HOSE D=10 L=705
			223117	1	TUBO VITREO D=8 d=5 L=600	HOSE D=8 d=5 L=600
			225619	1	TUBO D=10 L=450 SPIRALATO	PIPE D=10 L=450
			227794	1	TUBO SPIRALE D=8 d=6 L=3500 POL.NERO	HOSE D=8 d=6 L=3500
			231233	2	TUBO DIAM.10X75 PVC SPIR. TRASPARENTE	HOSE DIAM.10X75
↓			232570	1	BOX AQUAE	HOUSING AQUAE
↑			227294	1	POMPA 3210YB-24-100 8L-MIN + MOLEX	PUMP 3210YB-24-100 8L-MIN
↑			233131	2	TUBO PU 98 MB D=10 d=8 L=420	TUBO PU 98 MB D=10 d=8 L=420
↑			233132	1	TUBO PU 98 MB D=10 d=8 L=320	HOSE D=10 d=8 L=320
↑			400250	6	RONDELLA D=5X20	SPECIAL WASHER D=5X20
↑			407647	1	VITE M5x20 TE UNI 5739 ZINC	SCREW M5X20 UNI 5739 ZINC
↑			408667	4	VITE M8X12 UNI 5739 ZINC	SCREW M8X12 UNI 5739 ZINC
↑			409036	2	DADO M5x5 UNI 5587 ZINC	NUT M5x5 UNI 5587 ZINC
↑			409080	6	DADO M5x7 AUTOBL. UNI 7473 ZINC	NYLOCK M5x7 UNI 7473 ZINC
↑			409139	6	RONDELLA 3x8x1 UNI 6593 ZINC	WASHER 3x8x1 UNI 6593 ZINC
↑			409151	8	RONDELLA 5,5x15x1.5 UNI 6593 ZINC	WASHER 5,5x15x1.5 UNI 6593 ZINC
↑			409175	2	RONDELLA D17 UNI 6592 ZINC.	WASHER D17 UNI 6592 ZINC.
↑			409181	2	RONDELLA D13 UNI 1751 ZINC	LOCK WASHER D13 UNI 1751 ZINC
↑			415866	6	VITE D.2,9X9,5 DIN 7981 ZINC	SCREW D.2,9X9,5 DIN 7981 ZINC
↑			415888	2	DADO M8X24	NUT M8X24
↑			438304	4	VITE M5x30 UNI 7688 ZINC NERO	SCREW M5x30 UNI 7688 BURNISHED
↑			438572	2	INNESTO RAPIDO F. 3/8"	FEMALE COUPLING 3/8"
↑			440893	4	VITE AUTOF. D.3,5 x 14 UNI 9707-Pz-TZ ZN	METAL SHEET SCREW D.3,5 x 14 UNI 9707 ZI
↑			441792	2	RACCORDO SUPER RAPIDO 7522 10 3/8	FITTING 7522 10 3/8
↑			450378	2	VITE M5x40 UNI 7688 ZINC. NERO	SCREW M5x40 UNI 7688 BURNISHED
↑			457031	2	REATTORE DWS GATE	ELECTROLYTIC REACTOR
↑			457354	1	CASE ANTERIORE AQUAE	FRONT CASE AQUAE
↑			457356	1	CASE POSTERIORE AQUAE	REAR CASE AQUAE
↑			457357	2	RACCORDO A T F-F-F F7540 10	T-FITTING
↑			457358	5	RACCORDO A 90° M-F F7555 10-10	ELBOW F7555 10-10
↑			457359	2	RACCORDO DRITTO F F6463 10-3/8K	FITTING F6463 10-3/8K
↑			457360	2	MANICOTTO F-F 2543 3/8	FITTING 3/8"
↑			457579	1	PIASTRA FISSAGGIO REATTORI	BRACKET
↑			457629	1	SCHEDA CONTROLLO AQUAE	AQUAE CONTROL BOARD
↑			457630	1	SCHEDA POTENZA AQUAE	AQUAE POWER BOARD
↑			457722	1	SCATOLA SCHEDE AQUAE	AQUAE BOARD CASE

232571 - GR. IMP. IDRI PRO AQUAE+DS+PIS

09

WATER UNIT

–	TECHNICAL NEWS	SERIAL NUMBER	CODICE	QTÀ	DESCRIZIONE	DESCRIPTION
↓			232707	1	BOX DOSATORE AQUAE	DETERGENT SOLUTION SYSTEM HOUSING
↑			225560	1	TUBO VITREO D=8 d=5 L=170	PIPE VITREOUS D=8 d=5 L=170
↑			229934	1	TUBO VITREO D=8 d=5 L=125	PIPE D=8 d=5 L=125
↑			232706	1	TAPPO FORATO	DRILLED CAP
↑			232881	1	GUAINA CORRUGATA D=7 L=300	SHEATH D=7 L=300
↑			233092	1	POMPA PERIST. 24V SR10/50 CON CONN. JST	PUMP 24V SR10/50
↑			410274	5	FASCETTA PLASTICA 2.5x98	CLAMP 2.5x98
↑			416058	2	PASSACAPO PER FORO D.14 Di=8	FAIRLEAD D.14 Di=8
↑			421743	1	INNESTO RAPIDO M. 1/4" CPC APC22004	MALE COUPLING 1/4"
↑			421945	1	FILTRO PESCANTE IN CERAMICA	FILTER
↑			423592	2	INNESTO RAPIDO M. 1/4" 90° CPC APC23004	MALE COUPLING 1/4"
↑			440885	2	VITE UNI 9707 D.3,5 x 10 AISI	SCREW UNI 9707 D.3,5 x 10 AISI
↑			440893	6	VITE AUTOF. D.3,5 x 14 UNI 9707-Pz-TZ ZN	METAL SHEET SCREW D.3,5 x 14 UNI 9707 ZI
↑			442488	3	INNESTO RAPIDO F. 1/4" CPC APCD16004	FEMALE COUPLING F. 1/4"
↑			452728	1	SERBATOIO FLATV900 PP	TANK
↑			458643	1	COPERCHIO DOSATORE AQUAE	COVER AQUAE
↑			458644	1	CASE DOSATORE AQUAE	COVER AQUAE
			233262	1	TUBO D=8 d=6 L=500	HOSE D=8 d=6 L=500
			400250	1	RONDELLA D=5X20	SPECIAL WASHER D=5X20
			407647	1	VITE M5x20 TE UNI 5739 ZINC	SCREW M5X20 UNI 5739 ZINC
			408958	2	VITE M5x20 UNI 5933 AISI	SCREW M5x20 UNI 5933 AISI
			409080	1	DADO M5x7 AUTOBL. UNI 7473 ZINC	NYLOCK M5x7 UNI 7473 ZINC
			409081	4	DADO M5x7 UNI 7473 AISI	NUT M5x7 UNI 7473 AISI
			409151	3	RONDELLA 5,5x15x1.5 UNI 6593 ZINC	WASHER 5,5x15x1.5 UNI 6593 ZINC
			409152	2	RONDELLA D15 UNI 6593 AISI	WASHER D15 UNI 6593 AISI
			409585	1	PORTAFUSIBILE	FUSEHOLDER
			409596	1	FUSIBILE 10A A FASTON	FUSE 10A
			409869	1	PIASTRINA ATTACCO	BRACKET
			410274	1	FASCETTA PLASTICA 2.5x98	CLAMP 2.5x98
			410292	8	FASCETTA A VITE 11/17 ABA	HOSE CLAMP 11/17 ABA
			410345	1	RACCORDO A GOMITO 1-4G M-F OT	ELBOW 1-4G
			410393	3	PORTAGOMMA DIRITTO 1/4X10	FITTING 1/4X10
			412150	1	RACCORDO A T 1/4" F-F + 1/4" M OTTONE	T-FITTING
			415792	1	VITE M3x14 UNI 7688 ZINCATO	SCREW M3x14 UNI 7688 ZINC
			415800	3	VITE M5x20 UNI7688 AISI	SCREW M5x20 UNI7688 AISI
			416233	1	NIPPLO RIDUZIONE 1/2"M - 1/4"M	NIPPLE 1/2"M - 1/4"M
			416781	1	DADO M5X5 UNI 7473 ZINC	NUT M5X5 UNI 7473 ZINC

232571 - GR. IMP. IDRI PRO AQUAE+DS+PIS

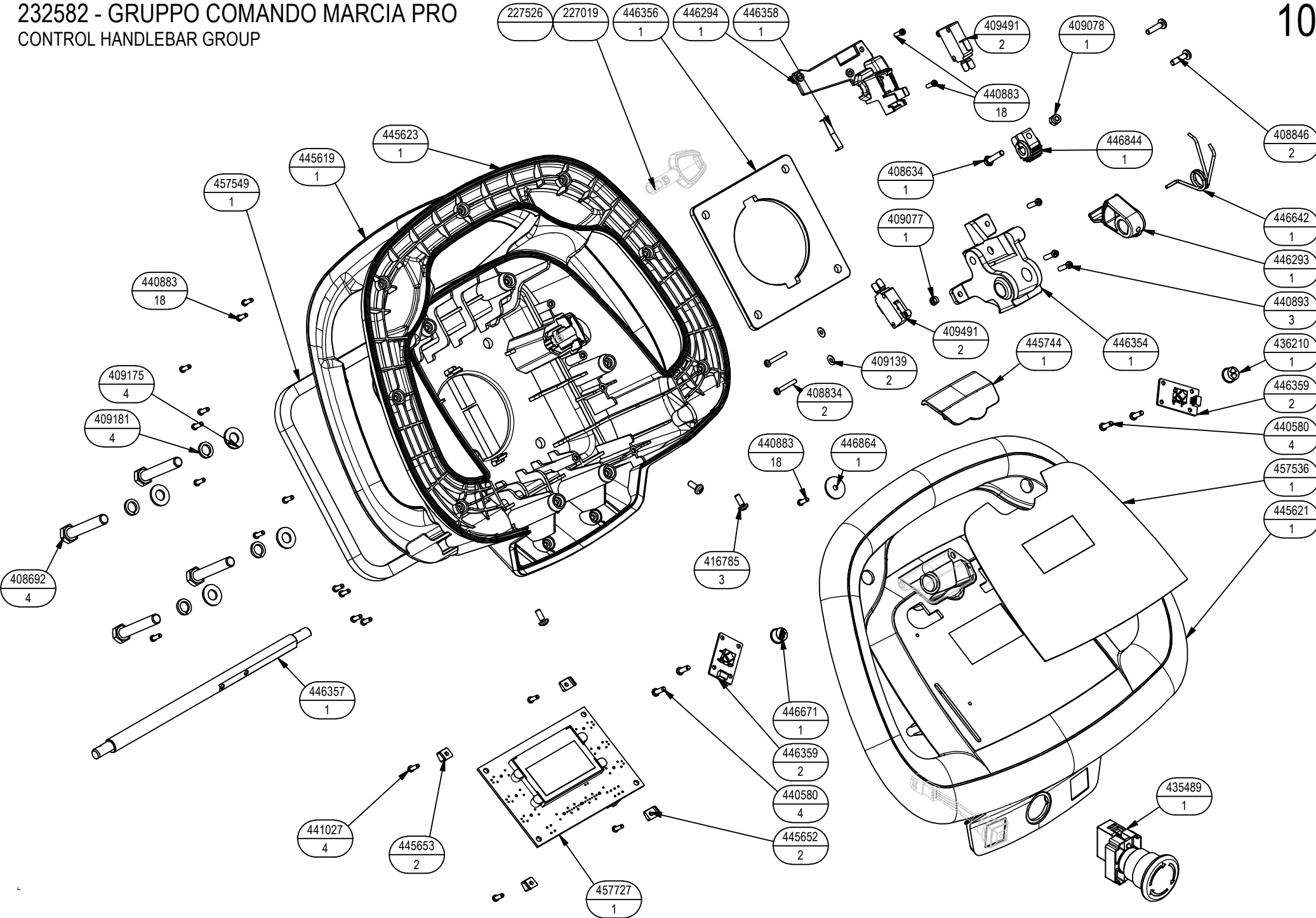
09

WATER UNIT

-	TECHNICAL NEWS	SERIAL NUMBER	CODICE	QTÀ	DESCRIZIONE	DESCRIPTION
			416830	1	COLLARE FS8 ISOLATO	PIPE HANGER FS8
			416921	1	ATTACCO RAPIDO FEMM. PASSAPARETE 6x8	QUICK COUPLING FEMALE 6x8
			416922	1	ATTACCO RAPIDO MASCH. AISI TUBO 6x8	QUICK COUPLING MALE
			422100	1	RIDUZIONE 1/4 M 1/8 F (25301/4-1/8)	REDUCTION 1/4 M 1/8 F (25301/4-1/8)
			422186	1	RACC. PORTAGOMMA 1/4x7 OTT. NICH.	HOSE FITTING 1/4x7 OCT. NICH.
			426415	1	RACCORDO A T F-F-M 1/4"	T-FITTING
			426417	1	VALVOLA UNIDIR. 0.2 BAR VNR-843-07	ONE WAY VALVE 0.2 BAR
			426421	1	RACCORDO A GOMITO F.F. 1/4 GAS	ELBOW 1/4 GAS
			438666	2	INNESTO RAPIDO M. 3/8" 90° CPC APC23006	MALE COUPLING 3/8" 90
			440344	2	CAPPUCCIO PROT. PRESSOSTATO DOGSH. ECO	PROTECTION CAP
			442487	2	BOCCOLA D=20-8 d=5,2 S=8,5 AVP	BUSHING D=20-8 d=5,2 S=8,5 AVP
			443044	1	INTERR. LED VERDE APEM IRC1F422L0G+CONN.	SWITCH
			443591	1	RACCORDO ARIA 90° D=8-6 1/4 MOD.1541	FITTING D=8-6 1/4
			446382	1	STAFFA SUPP. RUBINETTO SCARICO FSS	BRACKET
			446992	1	PISTOLA CON UGELLO REGOLABILE	WATER SPRAY GUN
			447203	1	ELETTROVALVOLA 24V 0-5bar (E106DB40-201)	SOLENOID VALVE
			447363	1	RACCORDO RIDUZ. 3/4"M - 1/4"F NICHELATO	FITTING 3/4" - 1/4"
			447364	1	RACCORDO CALZAMENTO Ø8-6 x 1/4"M (1511)	FITTING Ø8-6 x 1/4"M
			447453	1	ANELLO DIAMETRO ESTERNO D=30	RING D=30
			449077	2	RACCORDO A Y 2040 M1/4 F-F 1/4	Y-FITTING 1/4" - 1/4"
			450976	1	GANCIO SUPPORTO PISTOLA ANTISGANCIO	SPRAY GUN HOLDER
			458651	1	PRESSOSTATO 1/4" 48V NC 1-5bar TAR.2	PRESSURE SWITCH 1/4" 48V NC 1-5bar TAR.2
			459282	1	PRESSOSTATO 1/8"CONICO 48V NA 0.2-2bar	PRESSURE SWITCH 1/8"CONICO 48V NA 0.2-2b

232582 - GRUPPO COMANDO MARCIA PRO
CONTROL HANDLEBAR GROUP

10



232582 - GRUPPO COMANDO MARCIA PRO

10

CONTROL HANDLEBAR GROUP

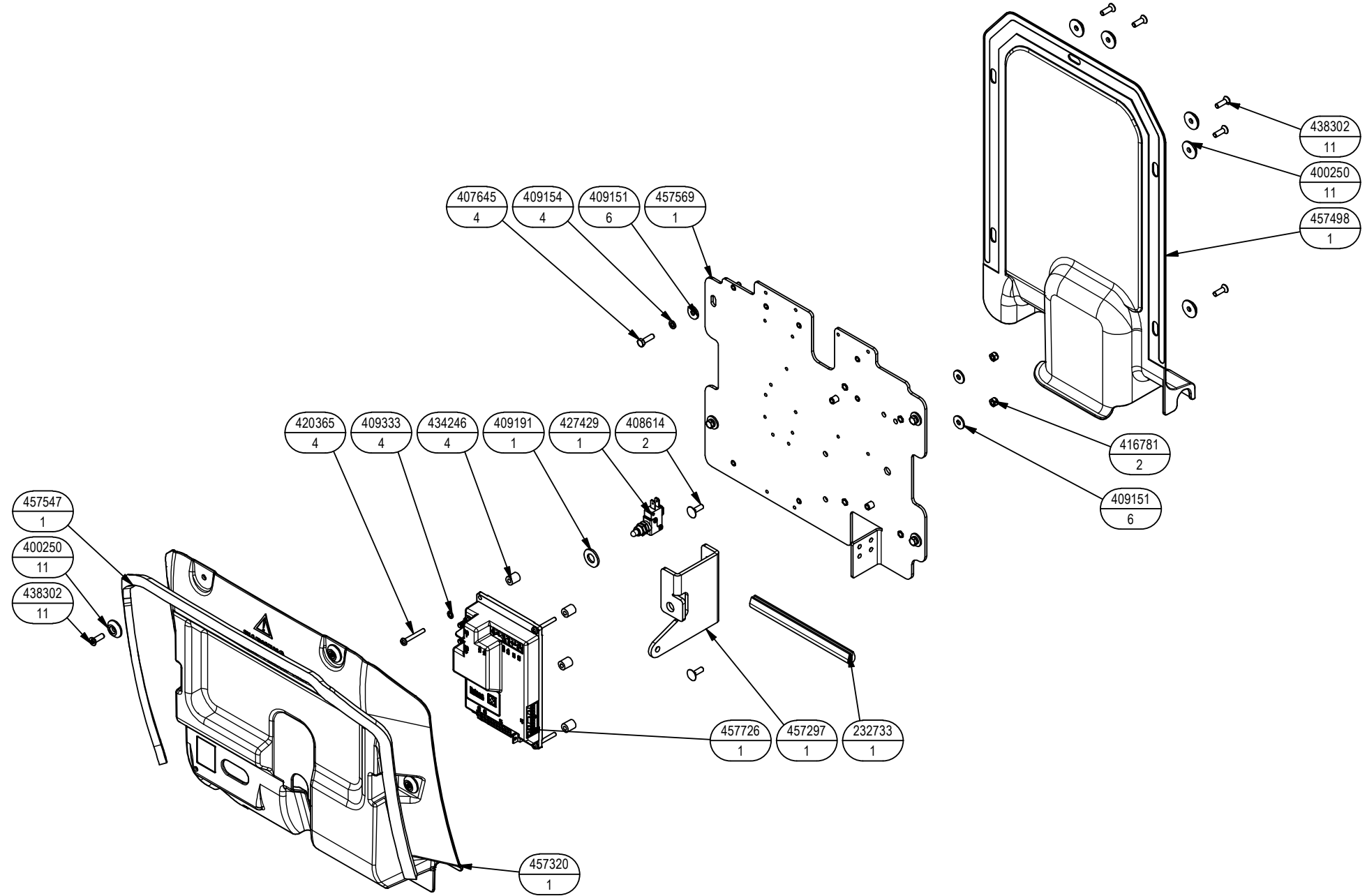
–	TECHNICAL NEWS	SERIAL NUMBER	CODICE	QTÀ	DESCRIZIONE	DESCRIPTION
			227019	1	ASSIEME CHIAVE FIMAP	FIMAP KEY
			227526	1	ASSIEME CHIAVE NEUTRA	KEY
			408634	1	VITE M4x20 UNI 5739 ZINC	SCREW M4x20 UNI 5739 ZINC
			408692	4	VITE M8X50 UNI 5739 ZINC	SCREW M8X50 UNI 5739 ZINC
			408834	2	VITE M3X20 UNI 7687 ZINC	SCREW M3X20 UNI 7687 ZINC
			408846	2	VITE M4X16 UNI 7687 ZINC	SCREW M4X16 UNI 7687 ZINC
			409077	1	DADO M3x4,5 UNI 7474 ZINC	NUT M3x4,5 UNI 7474 ZINC
			409078	1	DADO M4x6 UNI 7473 ZINC	NUT M4x6 UNI 7473 ZINC
			409139	2	RONDELLA 3x8x1 UNI 6593 ZINC	WASHER 3x8x1 UNI 6593 ZINC
			409175	4	RONDELLA D17 UNI 6592 ZINC.	WASHER D17 UNI 6592 ZINC.
			409181	4	RONDELLA D13 UNI 1751 ZINC	LOCK WASHER D13 UNI 1751 ZINC
			409491	2	MICROINT.10A 3X22 C/ROTEL 4.8 V5C010FB3D	LIMIT SWITCH 10A 3X22 4.8 V5C010F
			416785	3	VITE M4x10 UNI 7687 ZINC	SCREW M4x10 UNI 7687 ZINC
			435489	1	FUNGO DI ARRESTO NP2-BS542	EMERGENCY BUTTON NP2-BS542
			436210	1	CAPPUCCIO GRIGIO RAL7004 MEC1US03 RETRO	PLASTIC CAP RAL7004 MEC1US03
			440580	4	VITE 3.5x12 x PLASTICA SP. NERA	SCREW 3.5x12 BLACK PLASTIC
			440883	18	VITE UNI 9707 D.3 x 10 ZINC.	SCREW UNI 9707 D.3 x 10 ZINC.
			440893	3	VITE AUTOF. D.3,5 x 14 UNI 9707-Pz-TZ ZN	METAL SHEET SCREW D.3,5 x 14 UNI 9707 ZI
			441027	4	VITE AUTOF. D.3x10 UNI 9707 AISI	METAL SHEET SCREW D.3x10 UNI 9707 AISI
			445619	1	LEVA PRESENZA UOMO	DEAD MAN LEVER
			445621	1	MANUBRIO SUPERIORE	UPPER HANDLE SHELL
			445623	1	MANUBRIO INFERIORE	LOWER SHELL
			445652	2	BLOCCHETTO SINISTRO SCHEDA	LEFT BOARD STOPPER
			445653	2	BLOCCHETTO DESTRO SCHEDA	RIGHT BOARD STOPPER
			445744	1	COPERCHIO TASTO SOS RAL 7016	COVER RAL 7016
			446293	1	CAMMA POTENZIOMETRO MANUBRIO	CAM
			446294	1	SUPPORTO MICRO MANUBRIO	SUPPORT
			446354	1	TELAIO SUPPORTO POTENZIOMETRO	SUPPORT FRAME
			446356	1	PIASTRA RINFORZO MANUBRIO	HANDLE REINFORCEMENT
			446357	1	PERNO LEVA MANUBRIO	HANDLE LEVER PIN
			446358	1	MOLLA CHIAVE MANUBRIO	SPRING
			446359	2	SCHEDA 7CFCT020	ELECTRONIC BOARD 7CFCT020
			446599	1	CAVO POTENZIOMETRO	POTENTIOMETER
			446642	1	MOLLA CAMMA LEVA MANUBRIO	SPRING
			446671	1	CAPPUCCIO GRIGIO RAL7004 MEC1US03 POWER	BUTTON CAP RAL7004 MEC1US03 "POWER"
			446844	1	PIGNONE COMANDO MARCIA	PINION
			446864	1	RONDELLA D=18 d=4 S=1,5 ZINC	WASHER D=18 d=4 S=1,5 ZINC

232582 - GRUPPO COMANDO MARCIA PRO
CONTROL HANDLEBAR GROUP

10

-	TECHNICAL NEWS	SERIAL NUMBER	CODICE	QTÀ	DESCRIZIONE	DESCRIPTION
			457536	1	TASTIERA CRUSCOTTO	DASHBOARD KEYBOARD
			457549	1	GUARNIZ. EPDM 8X10 L=615 (POR304/B/OPC)	RUBBER SEAL EPDM 8X10 L=615
			457727	1	SCHEDA DISPLAY 7T100014	DISPLAY BOARD 7T100014

232576 - GR. IMP. ELETTRICO PRO
ELECTRIC COMPONENTS ASSEMBLY



232576 - GR. IMP. ELETTRICO PRO

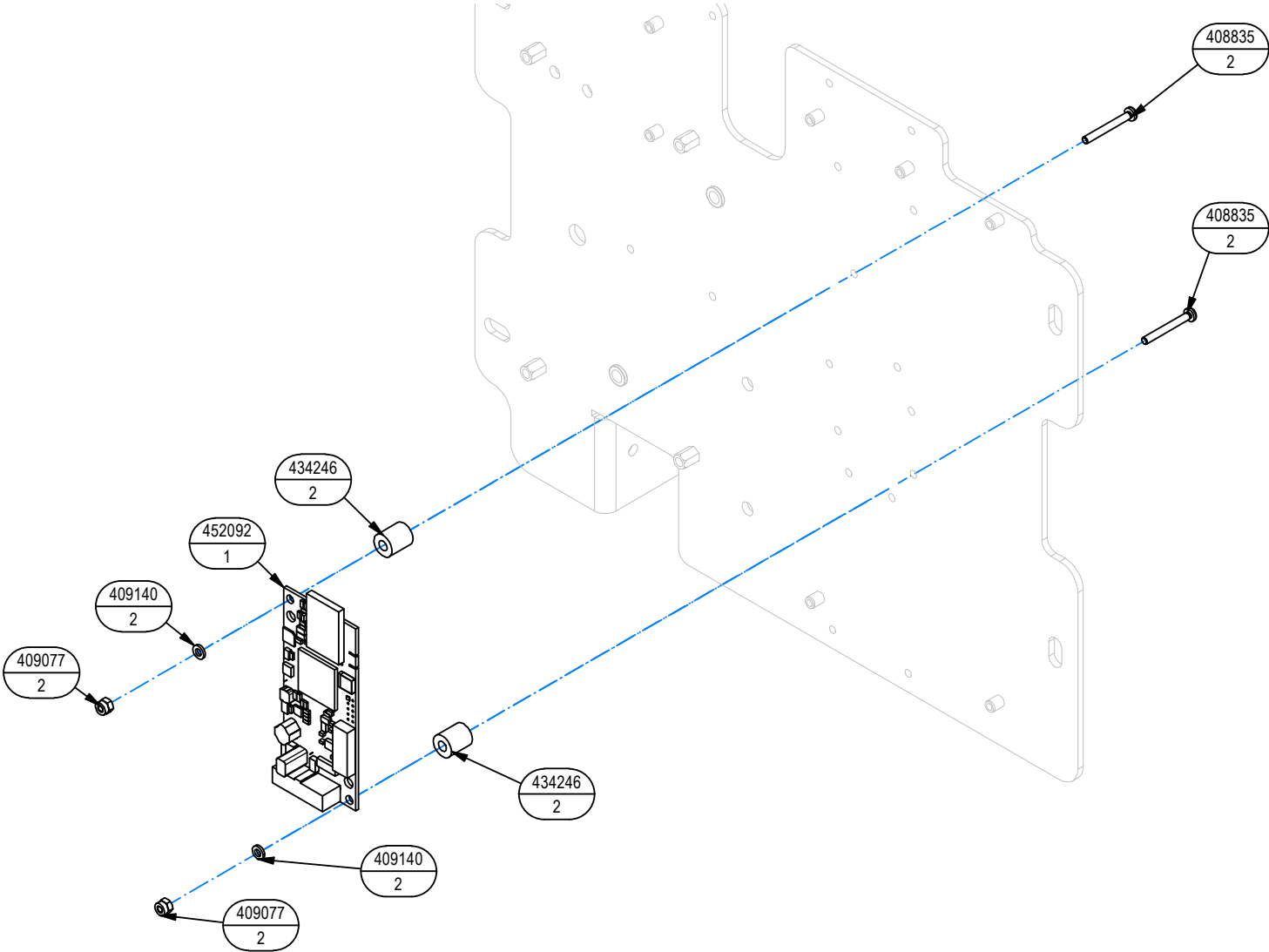
11

ELECTRIC COMPONENTS ASSEMBLY

-	TECHNICAL NEWS	SERIAL NUMBER	CODICE	QTÀ	DESCRIZIONE	DESCRIPTION
			457320	1	CARTER IMP. ELETTRICO	COVER
			457498	1	CARTER INTERNO	COVER
			416781	2	DADO M5X5 UNI 7473 ZINC	NUT M5X5 UNI 7473 ZINC
			434246	4	DISTANZIALE D=10 d=4,5 S=11,7 NYLON	SPACER D=10 d=4,5 S=11,7 NYLON
			427429	1	MICROINTERRUT. A PULSANTE 10A FASTON 6.3	MICROSWITCH
			232733	1	PROFILO GOMMA A U 14x11 L=150	PROFILE
			409151	6	RONDELLA 5,5x15x1.5 UNI 6593 ZINC	WASHER 5,5x15x1.5 UNI 6593 ZINC
			409191	1	RONDELLA D21 UNI 6592 ZINC	WASHER D21 UNI 6592 ZINC
			409333	4	RONDELLA DENT. EST. D.4 DIN 6798-A	WASHER D.4 DIN 6798-A
			409154	4	RONDELLA M5 UNI 1751 ZINC	WASHER M5 UNI 1751 ZINC
			400250	11	RONDELLA D=5X20	SPECIAL WASHER D=5X20
			457726	1	SCHEDA FUNZIONI 7CFS1140	CONTROL BOARD 7CFS1140
			457297	1	STAFFA LEVA SOLLEVAMENTO	SUPPORT
			457569	1	SUPPORTO IMPIANTO ELETTRICO	SUPPORT
			420365	4	VITE M4x30 UNI 7687 ZINC	SCREW M4x30 UNI 7687 ZINC
			438302	11	VITE M5x16 UNI 7688 ZINC. NERO	SCREW M5x16 UNI 7688 BURNISHED
			408614	2	VITE M5x16 UNI 5732 ZINC	SCREW M5x16 UNI 5732 ZINC
			407645	4	VITE M5X16 UNI 5739 ZINC	SCREW M5x10 UNI 7687 ZINC
			457547	1	GUARNIZ. EPDM 8X10 L=960 (POR304/B/OPC)	GASKET EPDM 8X10 L=960

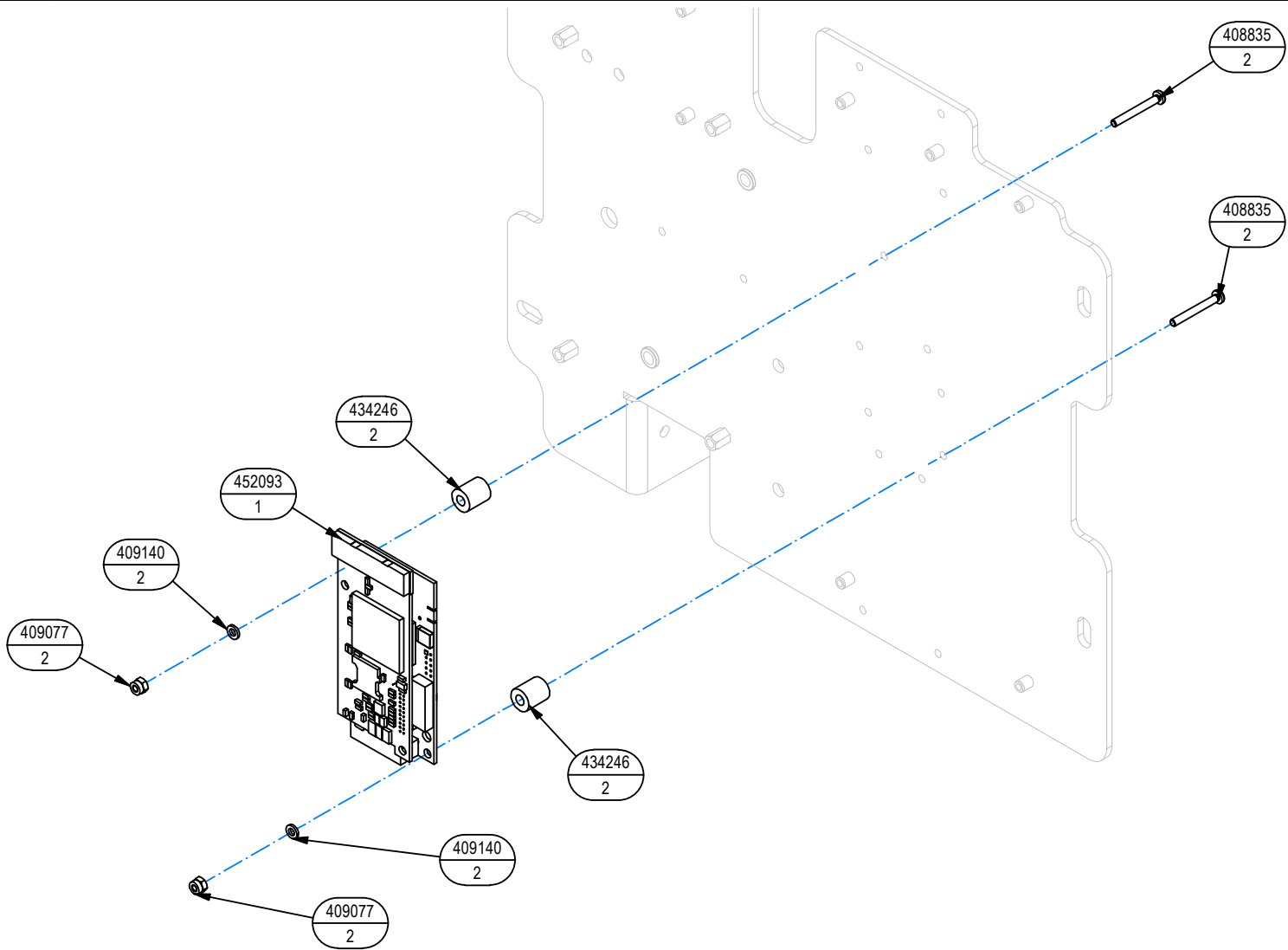
CR-18 KIT GESTIONE DELLA FLOTTA WIFI
FLEET MANAGEMENT

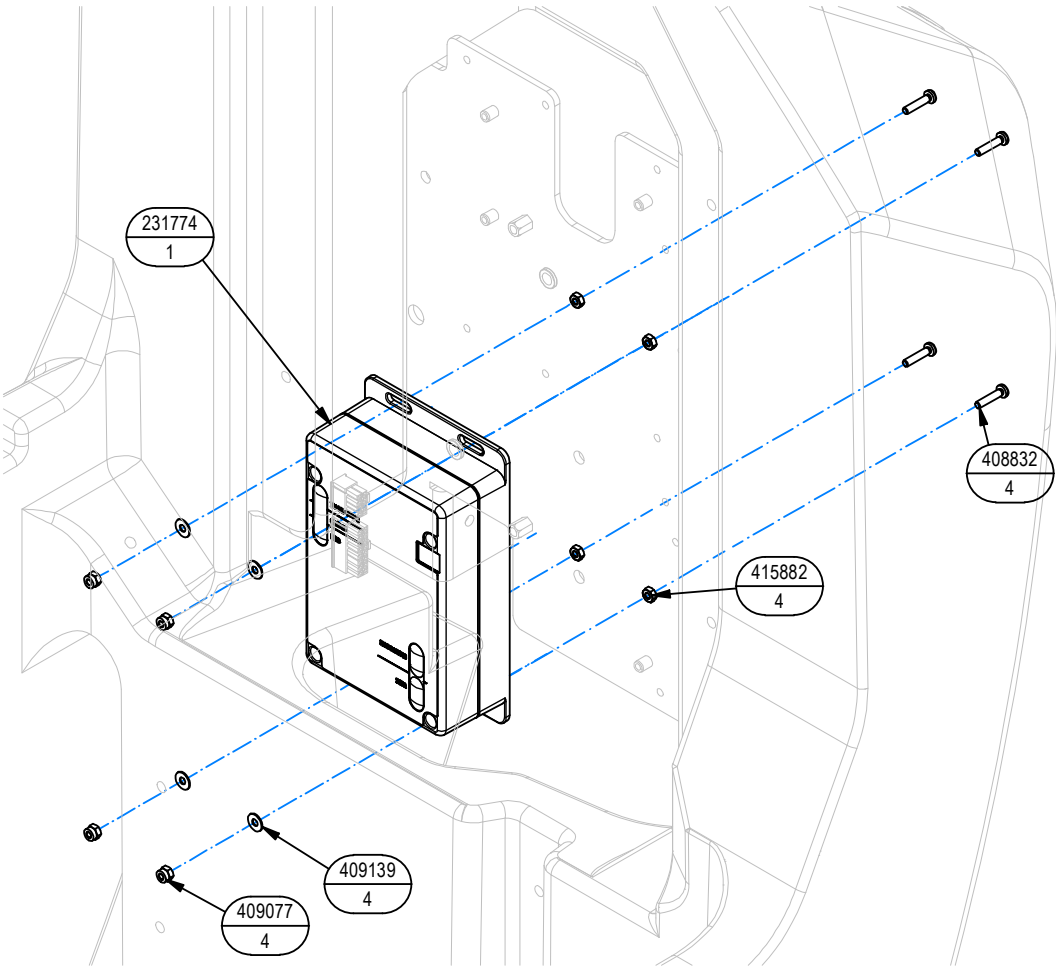
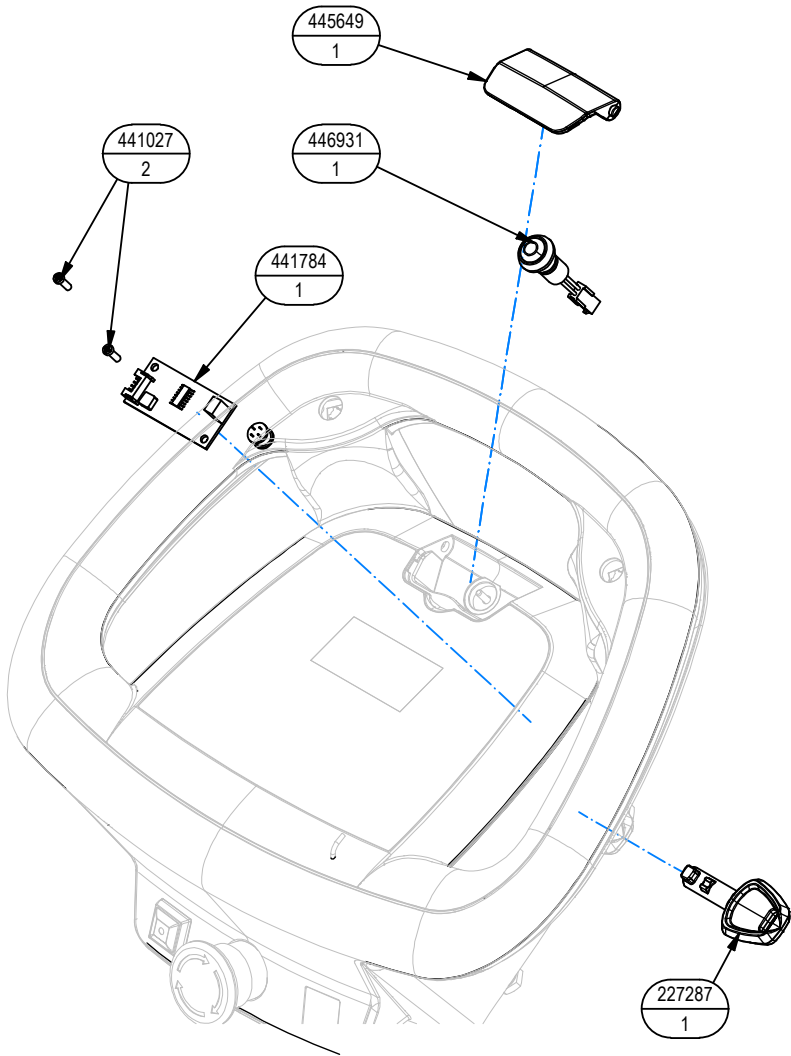
-	TECHNICAL NEWS	SERIAL NUMBER	CODICE	QTÀ	DESCRIZIONE	DESCRIPTION
			408835	2	VITE M3x25 UNI 7687 ZINC	SCREW M3x25 UNI 7687 ZINC
			409077	2	DADO M3x4,5 UNI 7474 ZINC	NUT M3x4,5 UNI 7474 ZINC
			409140	2	RONDELLA DIAM.3,2X6X1 NYLON	WASHER DIAM.3,2X6X1 NYLON
			434246	2	DISTANZIALE D=10 d=4,5 S=11,7 NYLON	SPACER D=10 d=4,5 S=11,7 NYLON
			452092	1	SCHEDA FFM LITE WIFI	FFM BOARD WiFi



232594 - KIT GESTIONE DELLA FLOTTA GSM
FLEET MANAGEMENT

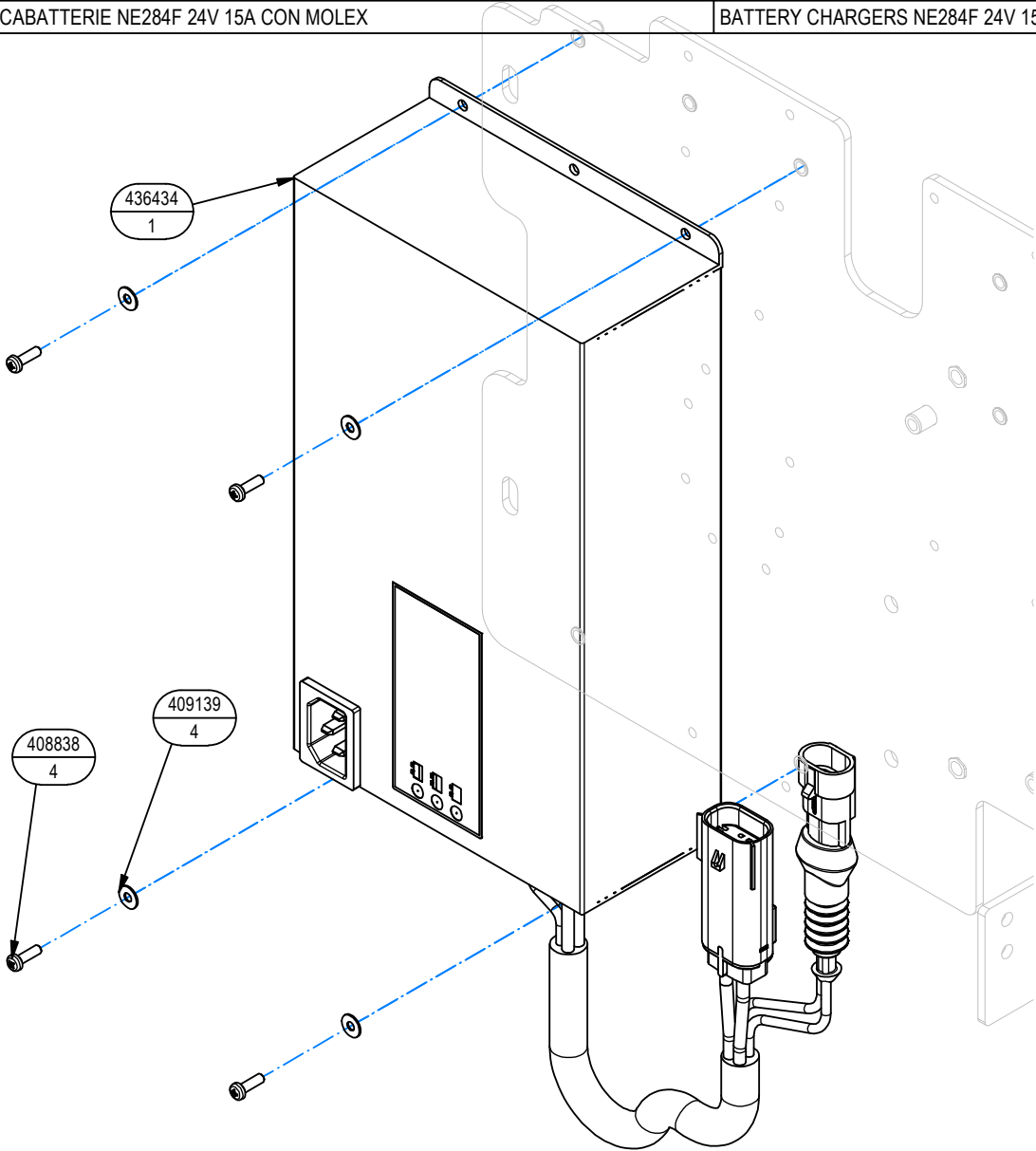
-	TECHNICAL NEWS	SERIAL NUMBER	CODICE	QTÀ	DESCRIZIONE	DESCRIPTION
			409077	2	DADO M3x4,5 UNI 7474 ZINC	NUT M3x4,5 UNI 7474 ZINC
			434246	2	DISTANZIALE D=10 d=4,5 S=11,7 NYLON	SPACER D=10 d=4,5 S=11,7 NYLON
			409140	2	RONDELLA DIAM.3,2X6X1 NYLON	WASHER DIAM.3,2X6X1 NYLON
			452093	1	SCHEDA FFM LITE GSM EU	FFM LITE GSM EU BOARD
			408835	2	VITE M3x25 UNI 7687 ZINC	SCREW M3x25 UNI 7687 ZINC



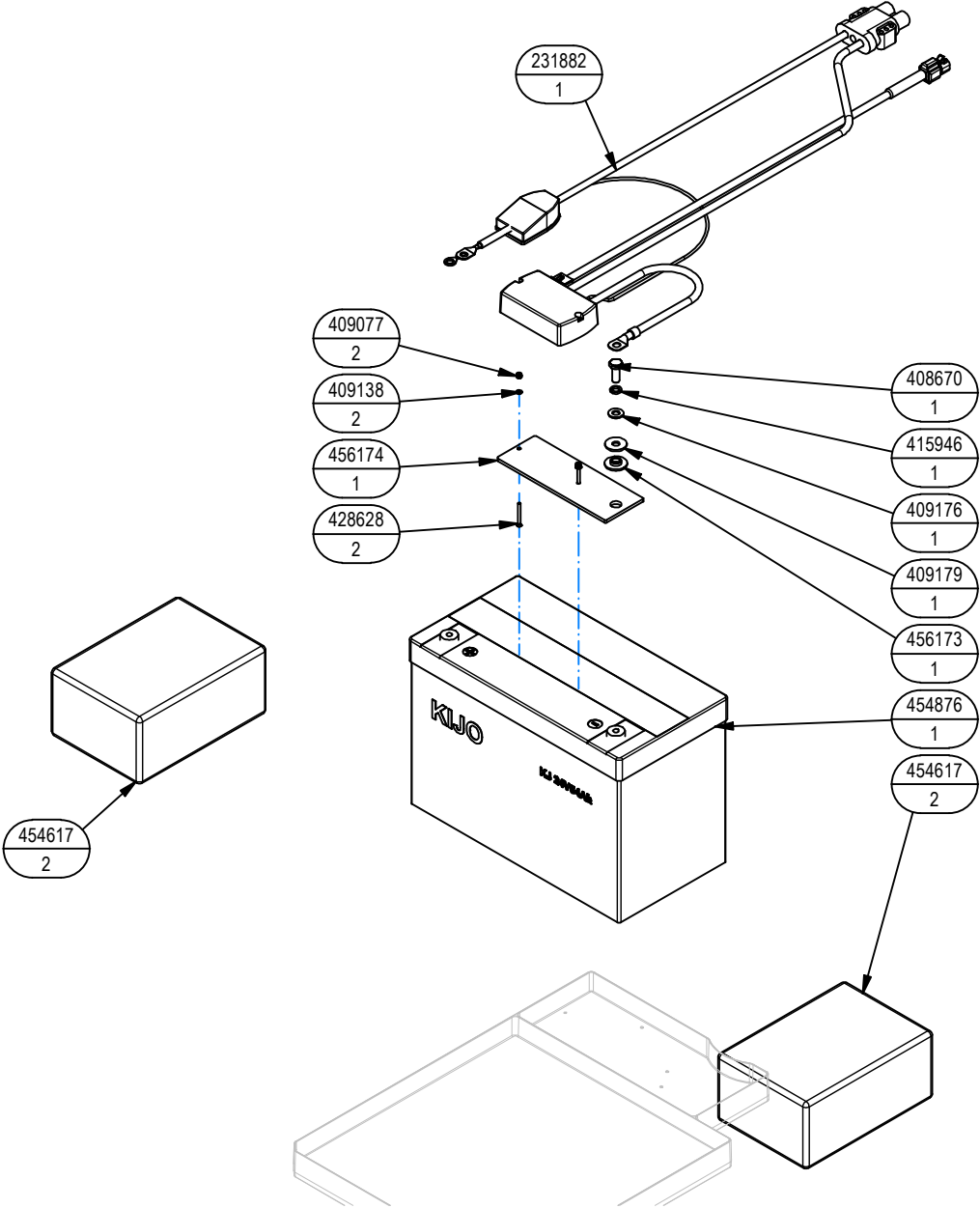


232581 - GRUPPO CARICABATTERIE 24V 15A
BATTERY CHARGER GROUP

-	TECHNICAL NEWS	SERIAL NUMBER	CODICE	QTÀ	DESCRIZIONE	DESCRIPTION
			408838	4	VITE M3x10 UNI 7687 ZINC	SCREW M3x10 UNI 7687 ZINC
			409139	4	RONDELLA 3x8x1 UNI 6593 ZINC	WASHER 3x8x1 UNI 6593 ZINC
			436434	1	CARICABATTERIE NE284F 24V 15A CON MOLEX	BATTERY CHARGERS NE284F 24V 15A



231854 - KIT BATTERIA LI-ION 50 Ah EMX
BATTERY LI-ION 50 Ah EMX



231854 - KIT BATTERIA LI-ION 50 Ah EMX

20

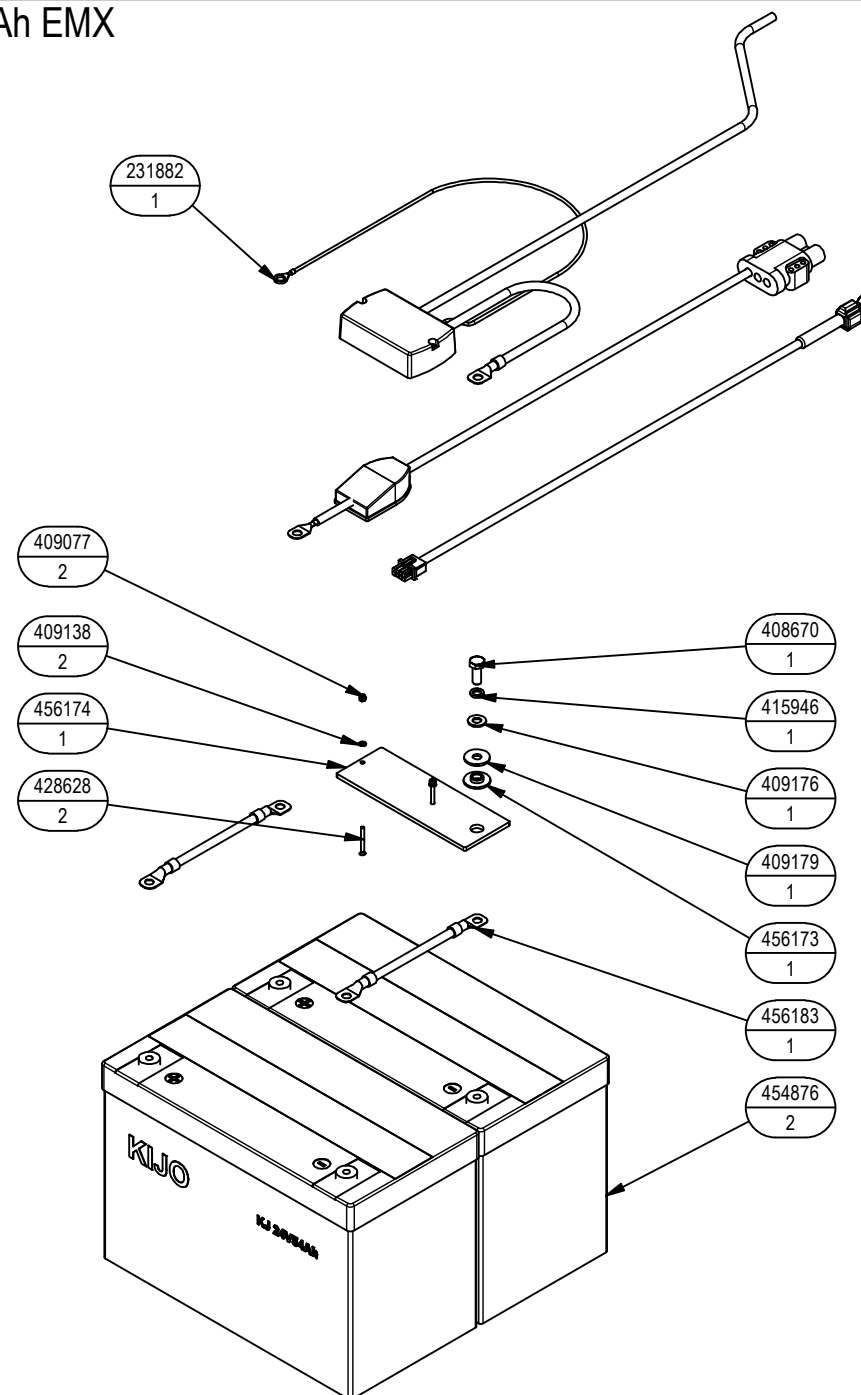
BATTERY LI-ION 50 Ah EMX

–	TECHNICAL NEWS	SERIAL NUMBER	CODICE	QTÀ	DESCRIZIONE	DESCRIPTION
			231882	1	KIT SHUNT NE363 (100A)	KIT SHUNT NE363 (100A)
			408670	1	VITE M8x20 UNI 5739 ZINC	SCREW M8x20 UNI 5739 ZINC
			409077	2	DADO M3x4,5 UNI 7474 ZINC	NUT M3x4,5 UNI 7474 ZINC
			409138	2	ROSETTA 3X7X0,5 UNI 6592 AISI	WASHER 3X7X0,5 UNI 6592 AISI
			409176	1	RONDELLA 8x17x1.6 UNI 6592 OTTONE	WASHER 8x17x1.6 UNI 6592
			409179	1	RONDELLA D24 UNI 6593 ZINC	WASHER D24 UNI 6593 ZINC
			415946	1	RONDELLA D14,8 UNI 1751	WASHER D14,8 UNI 1751
			428628	2	VITE M3X30 UNI 7688 (4.8) ZINC.	SCREW M3X30 UNI 7688
			454617	2	DIST.BATT. 20X9X14CM	SPASER 20X9X14CM
			454876	1	BATTERIA 24V 54Ah LITIO KJ (KIJO)	LITHIUM BATTERY 24V 54Ah
			456173	1	BOCCOLA D=25-12,2 d=8,2 S=5,5 OT58	BUSHING D=25-12,2 d=8,2 S=5,5
			456174	1	STAFFA FISSAGGIO SHUNT	SHUNT FIXING BRACKET

231855 - KIT BATTERIA LI-ION 100 Ah EMX

KIT BATTERY LI-ION 100 Ah EMX

20



231855 - KIT BATTERIA LI-ION 100 Ah EMX

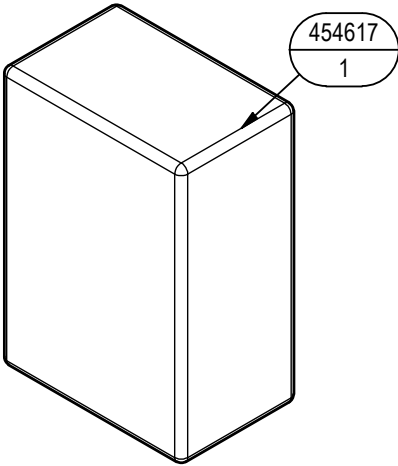
20

KIT BATTERY LI-ION 100 Ah EMX

–	TECHNICAL NEWS	SERIAL NUMBER	CODICE	QTÀ	DESCRIZIONE	DESCRIPTION
			231882	1	KIT SHUNT NE363 (100A)	KIT SHUNT NE363 (100A)
			408670	1	VITE M8x20 UNI 5739 ZINC	SCREW M8x20 UNI 5739 ZINC
			409077	2	DADO M3x4,5 UNI 7474 ZINC	NUT M3x4,5 UNI 7474 ZINC
			409138	2	ROSETTA 3X7X0,5 UNI 6592 AISI	WASHER 3X7X0,5 UNI 6592 AISI
			409176	1	RONDELLA 8x17x1.6 UNI 6592 OTTONE	WASHER 8x17x1.6 UNI 6592
			409179	1	RONDELLA D24 UNI 6593 ZINC	WASHER D24 UNI 6593 ZINC
			415946	1	RONDELLA D14,8 UNI 1751	WASHER D14,8 UNI 1751
			428628	2	VITE M3X30 UNI 7688 (4.8) ZINC.	SCREW M3X30 UNI 7688 ZINC.
			454876	2	BATTERIA 24V 54Ah LITIO KJ (KIJO)	LITHIUM BATTERY 24V 54Ah
			456173	1	BOCCOLA D=25-12,2 d=8,2 S=5,5 OT58	BUSHING D=25-12,2 d=8,2 S=5,5
			456174	1	STAFFA FISSAGGIO SHUNT	SHUNT FIXING BRACKET
			456183	1	CAVI PONTE BATTERIA CON SHUNT NE383	LOOP CABLES SHUNT NE383

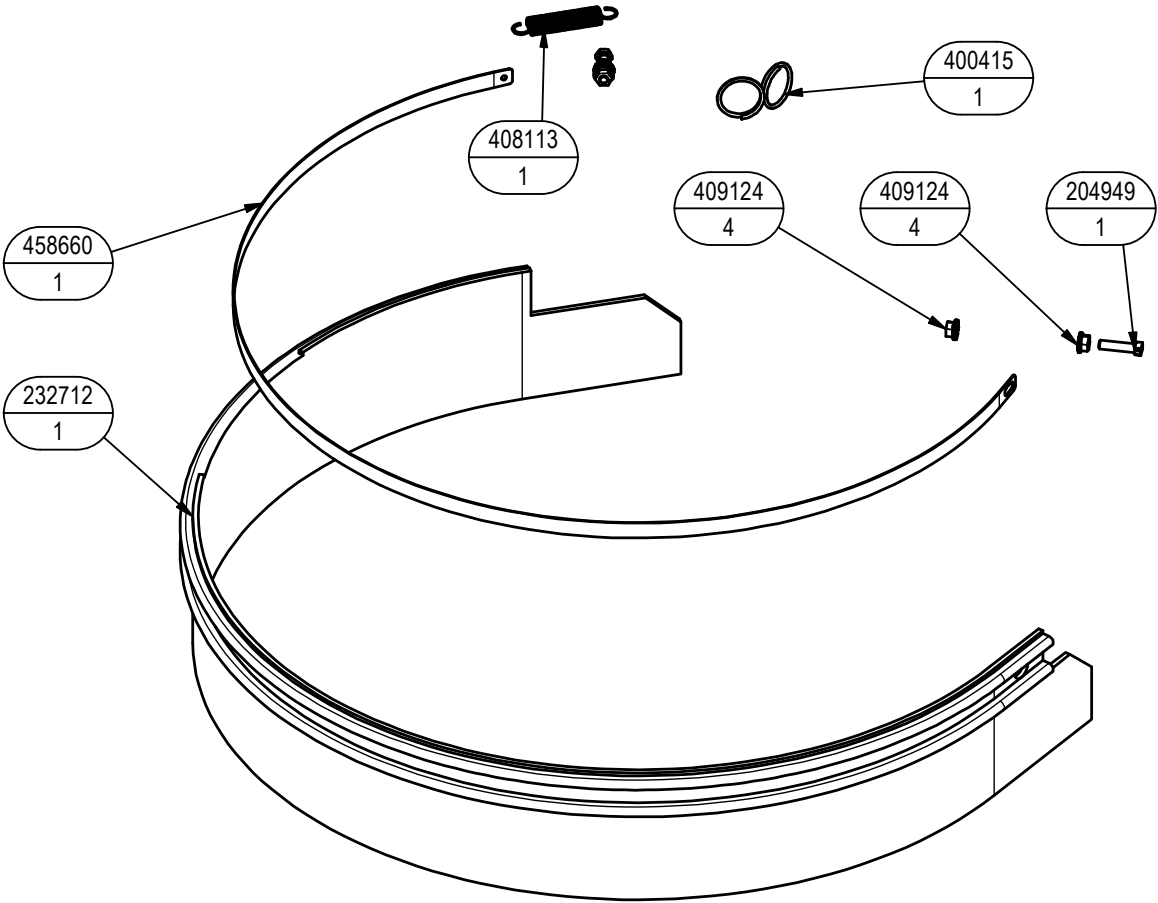
232790 - KIT FISSAGGIO BATT. 75 Ah EMX
FIXING KIT BATTERY 75 Ah

-	TECHNICAL NEWS	SERIAL NUMBER	CODICE	QTÀ	DESCRIZIONE	DESCRIPTION
			454617	1	DIST.BATT. 20X9X14CM	SPASER 20X9X14CM



232717 KIT PARASPR. EMX BASAM. 43 (17IN)
KIT SPLASH GUARD 43 (17IN)

-	TECHNICAL NEWS	SERIAL NUMBER	CODICE	QTÀ	DESCRIZIONE	DESCRIPTION
			204949	1	VITE M5x20 AISI SPECIALE	SCREW M5x20 AISI
			409124	4	DADO M5 SERPRESS	NUT M5 SERPRESS
			407647	1	VITE M5x20 TE UNI 5739 ZINC	SCREW M5X20 UNI 5739 ZINC
			408113	1	MOLLA 10x1,1x55	SPRING 10x1,1x55
			400415	1	ANELLO AGGANCIO MOLLA	RING
			458660	1	LISTELLO PARASPRUZZI L=890	BLADE L=890
			232712	1	PARASPRUZZI BASAMENTO 43 (17IN)	SPLASH GUARD



458679 (CB)

458687 (AQUÆ®)

458686 (FSS)

458678 (NO CB)

428291

447123

457293

445602

437448

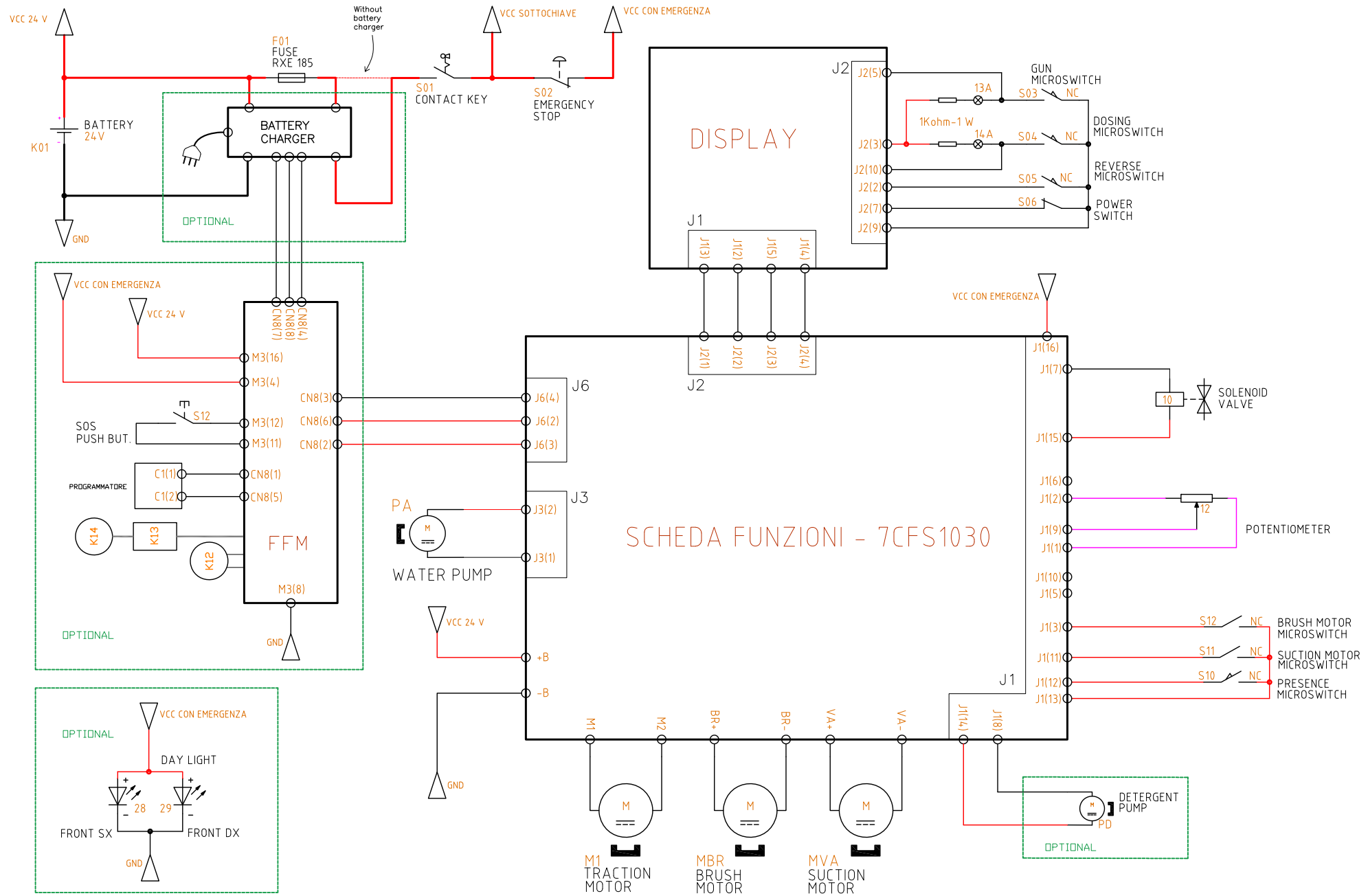
441113

TABELLA CAVI ELETTRICI
ELECTRICAL CABLES TABLE
TABLEAU DES CABLES ELECTRIQUES
TABLA DE CABLES ELÉCTRICOS



SCHEMA FUNZIONALE EMX PRO
 DIAGRAM EMX PRO

Cod:
Doc: 10129291-AA



CAVO POTENZIOMETRO
POTENTIOMETER WIRE

Cod: 446599
Doc: 10072763 AA

CPOT

Connettore Potenzionetro Marcia

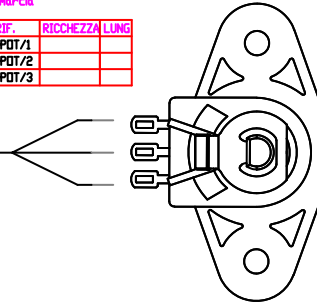
P.	COL./N.	SEZ.	RIF.	RICCHEZZA	LUNG.
1	V/14A		XPOT/1		
2	M/14A		XPOT/2		
3	G/14A		XPOT/3		



XPOT

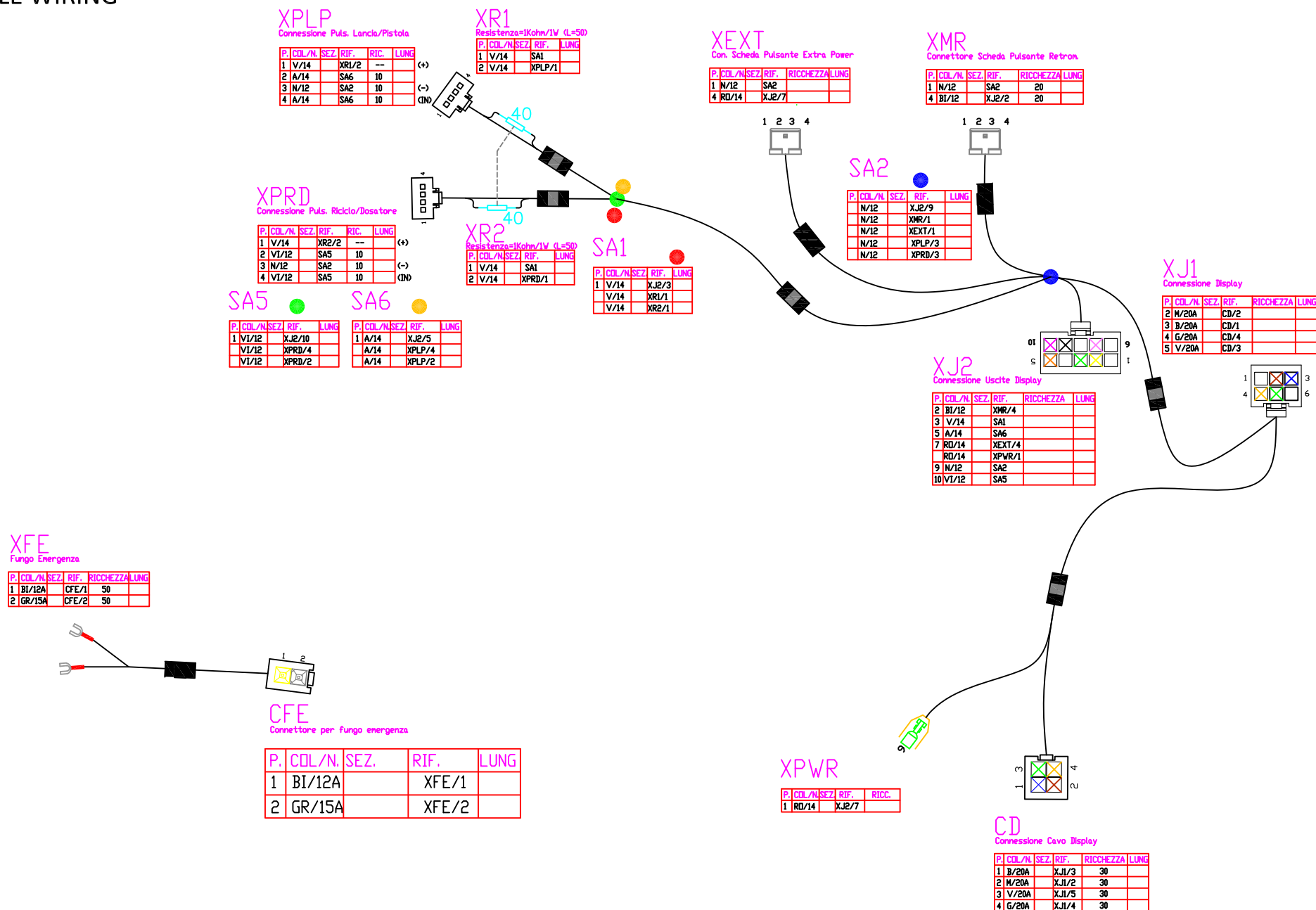
Potenzionetro Marcia

P.	COL./N.	SEZ.	RIF.	RICCHEZZA	LUNG.
1	V/14A		CPOT/1		
2	M/14A		CPOT/2		
3	G/14A		CPOT/3		



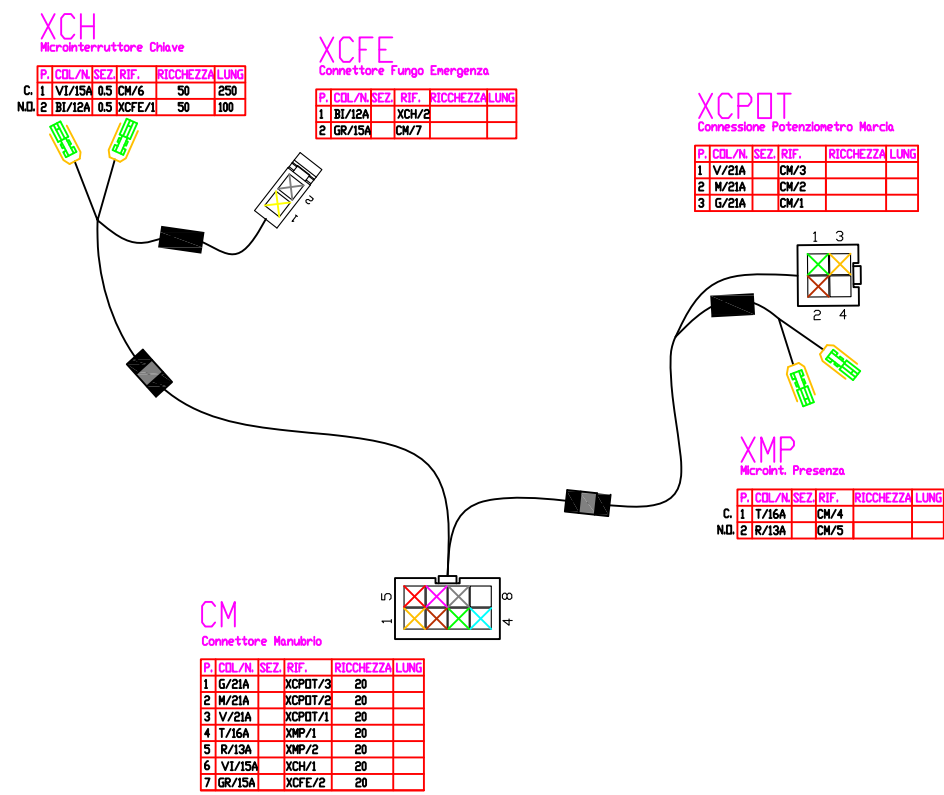
LINEA CAVI MANUBRIO SUPERIORE UPPER HANDLE WIRING

Cod: 446615
Doc: 10070665 AA



LINEA CAVI MANUBRIO INFERIORE DOWN HANDLE CABLE

Cod: 446614
Doc: 10072835 AA



XFEM80
Connettore Impianto

P.	COL/N.	SEZ.	RIF.	LUNG
1	N/3		X-B	
2	R/4		X+B	



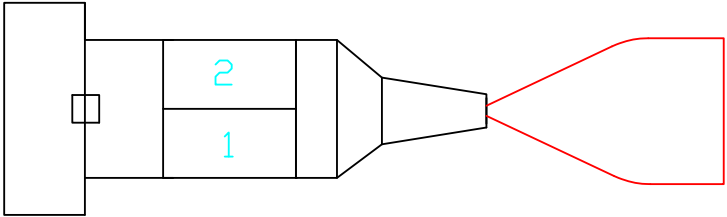
X-B
Alimentazione (-)

P.	COL/N.	SEZ.	RIF.	TERMIN.	LUNG
1	N/3		XFEM80/1		

X+B
Alimentazione (+)

P.	COL/N.	SEZ.	RIF.	TERMIN.	LUNG
1	R/4		XFEM80/2		

CAVO PONTE RELE' CARICABATTERIE
LOOP CABLE CHARGER RELAY
RELAIS CHARGEUR CABLE BOUCLE
RELÉ DE CARGADOR DE CABLE DE BUCLE



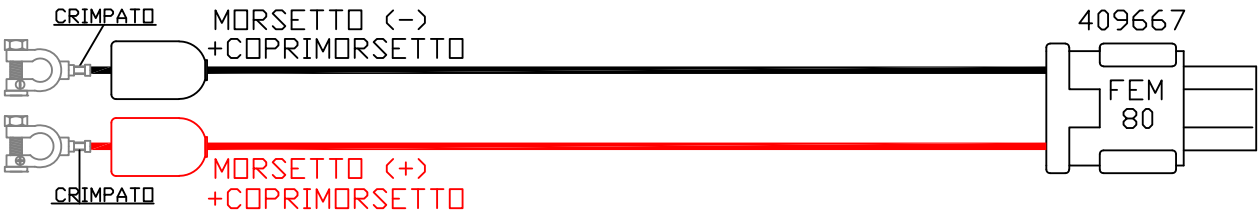
CBR.A

Optional. No Caricabatterie

P.	COL/N.	SEZ.	RIF.	FUNZ.	LUNG
1	R/19A		CBR.A-2		

XBAT
Batterie Alimentazione

P.	COL/N.	SEZ.	RIF.	LUNG
1	N/1		XFEM80/1	
2	R/2		XFEM80/2	



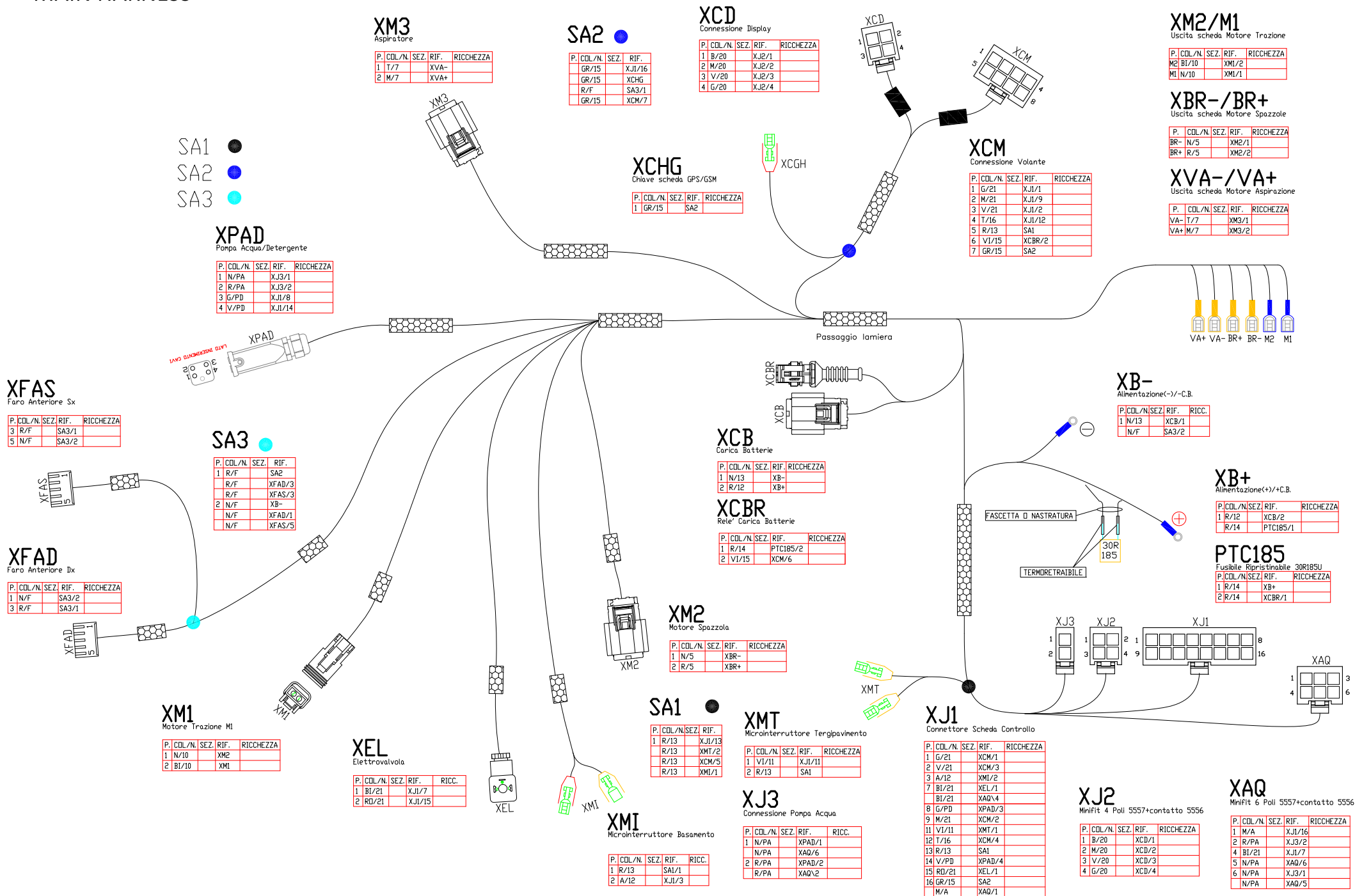
FEM80
Connettore Batterie

P.	COL/N.	SEZ.	RIF.	LUNG
1	N/1		XBAT/1	
2	R/2		XBAT/2	



LINEA PRINCIPALE MAIN HARNESS

Cod: 457644
Doc: 10124647 AA



PTC

Fusibile Ripristinabile 30R400

P.	COL/N.	SEZ.	RIF.	LUNG
1	R/PA1		XPAD/1	
2	R/PA1		XC1/1	

XC1

Pompa Acqua

P.	COL/N.	SEZ.	RIF.	POLARITA'	LUNG
1	R/PA1		PTC/2	+	
2	N/PA1		XPAD/2	-	

PAD

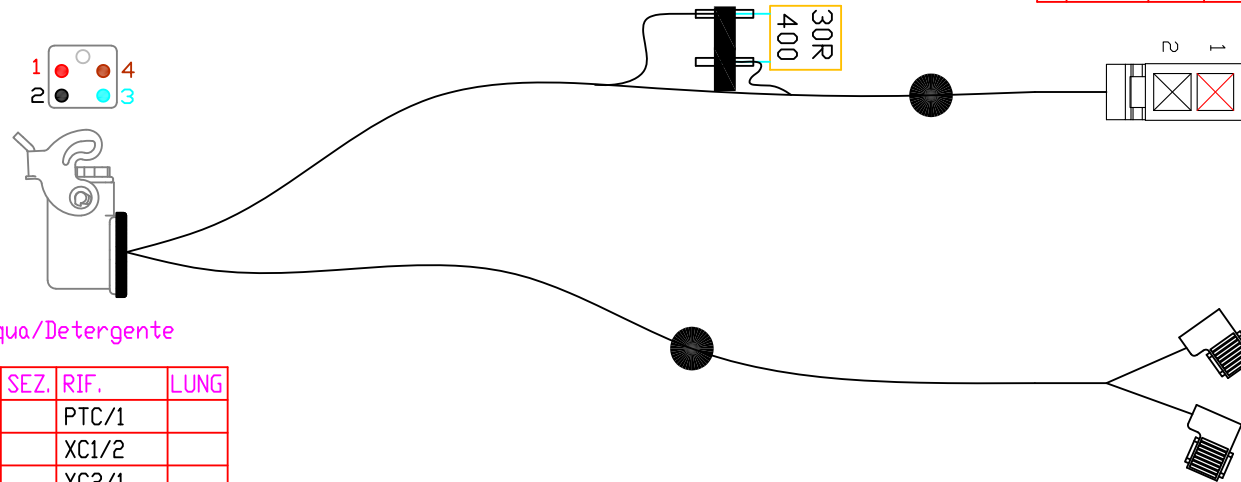
Pompa Acqua/Detergente

P.	COL/N.	SEZ.	RIF.	LUNG
1	R/PA1		PTC/1	
2	N/PA1		XC1/2	
3	T/PD1		XC2/1	
4	M/PD1		XC2/2	

XC2

Pompa Detergente

P.	COL/N.	SEZ.	RIF.	FUNZIONE	LUNG
1	T/PD1		XPAD/3	ALIM.(-)	
2	M/PD1		XPAD/4	ALIM.(+)	

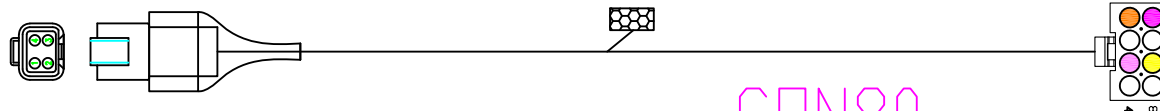


XCS
Conn. Segnali

P.	COL/N.	SEZ.	RIF.	RICCHEZZA
1	A		XJP1/1	
2	R		XJP1/3	
3	VI		XJP1/5	
4	BI		XJP1/7	

XJP1
Connettore Segnali Shunt

P.	COL/N.	SEZ.	RIF.	RICCHEZZA
1	A		XCS/1	
3	R		XCS/2	
5	VI		XCS/3	
7	BI		XCS/4	



BAT
Batteria

P.	COL/N.	SEZ.	RIF.	LUNG
+	R		CON80/+	

CON80
Con. 80A EAXTRON 80F16

P.	COL/N.	SEZ.	RIF.	LUNG
+	R		BAT/+	



XC1

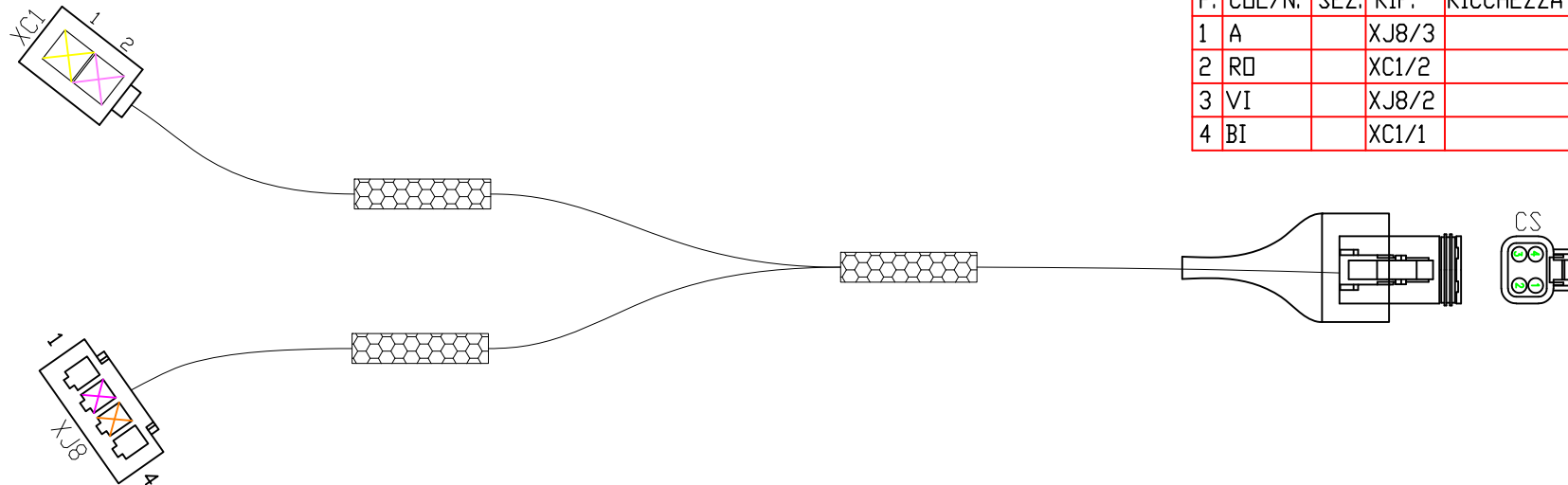
Molex Minifit Femmina 5559

P.	COL/N.	SEZ.	RIF.	RICC
1	BI		CS/4	
2	RD		CS/2	

CS

Deutsch DTM06-4S+Cont. Femmina

P.	COL/N.	SEZ.	RIF.	RICCHEZZA
1	A		XJ8/3	
2	RD		XC1/2	
3	VI		XJ8/2	
4	BI		XC1/1	



XJ8

Comunicazione con Scheda Funzioni

P.	COL/N.	SEZ.	RIF.	RICC
2	VI		CS/3	
3	A		CS/1	

XCN10

Scheda Badge

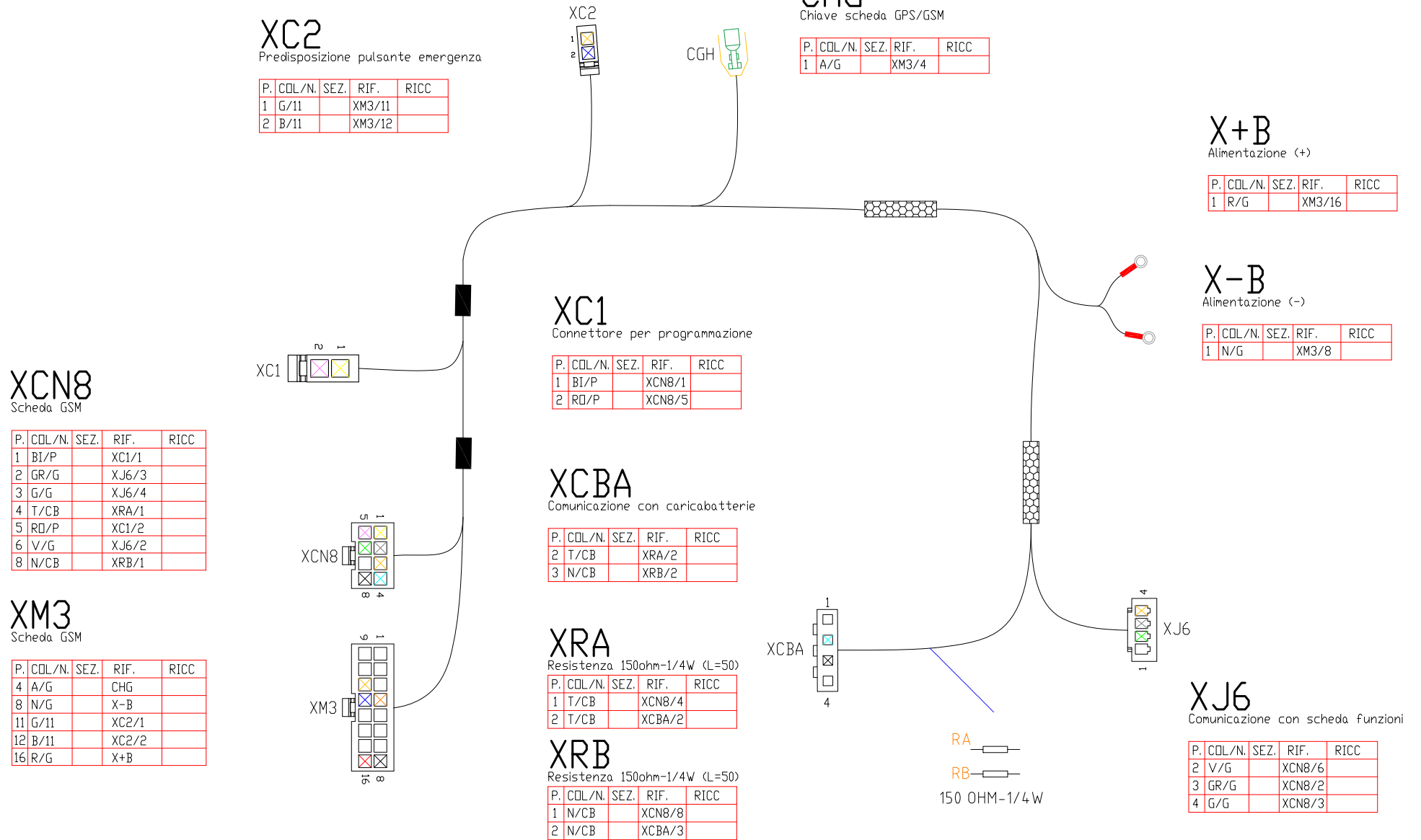
P.	COL/N.	SEZ.	RIF.	RICCHEZZA	LUNG
1	RD/X		XCN10/1		
2	G/X		XCN10/2		
3	B/X		XCN10/3		
4	V/X		XCN10/4		
5	BI/X		XCN10/5		
6	GR/X		XCN10/6		



XCN10

Scheda Gsm

P.	COL/N.	SEZ.	RIF.	RICCHEZZA	LUNG
1	RD/X		XCN10/1		
2	G/X		XCN10/2		
3	B/X		XCN10/3		
4	V/X		XCN10/4		
5	BI/X		XCN10/5		
6	GR/X		XCN10/6		



XC2

Predisposizione pulsante emergenza

P.	COL/N.	SEZ.	RIF.	RICC
1	G/11		XM3/11	
2	B/11		XM3/12	

XC2



CHG

Chiave scheda GPS/GSM

P.	COL/N.	SEZ.	RIF.	RICC
1	A/G		XM3/4	

X+B

Alimentazione (+)

P.	COL/N.	SEZ.	RIF.	RICC
1	R/G		XM3/16	

X-B

Alimentazione (-)

P.	COL/N.	SEZ.	RIF.	RICC
1	N/G		XM3/8	
	G/G		XJ6/4	

XM3

Scheda GSM/WIFI

P.	COL/N.	SEZ.	RIF.	RICC
4	A/G		CHG	
5	N/CB		XRB/1	
6	BI/P		XC1/1	
7	GR/G		XJ6/3	
8	N/G		X-B	
11	G/11		XC2/1	
12	B/11		XC2/2	
13	T/CB		XRA/1	
14	RO/P		XC1/2	
15	V/G		XJ6/2	
16	R/G		X+B	

XC1

XC1

Connettore per programmazione

P.	COL/N.	SEZ.	RIF.	RICC
1	BI/P		XM3/6	
2	RO/P		XM3/14	

XCBA

Comunicazione con caricabatterie

P.	COL/N.	SEZ.	RIF.	RICC
2	T/CB		XRA/2	
3	N/CB		XRB/2	

XRA

Resistenza 150ohm-1/4W (L=50)

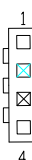
P.	COL/N.	SEZ.	RIF.	RICC
1	T/CB		XM3/13	
2	T/CB		XCBA/2	

XRB

Resistenza 150ohm-1/4W (L=50)

P.	COL/N.	SEZ.	RIF.	RICC
1	N/CB		XM3/8	
2	N/CB		XCBA/3	

XCBA



RA
RB
150 OHM-1/4W



XJ6

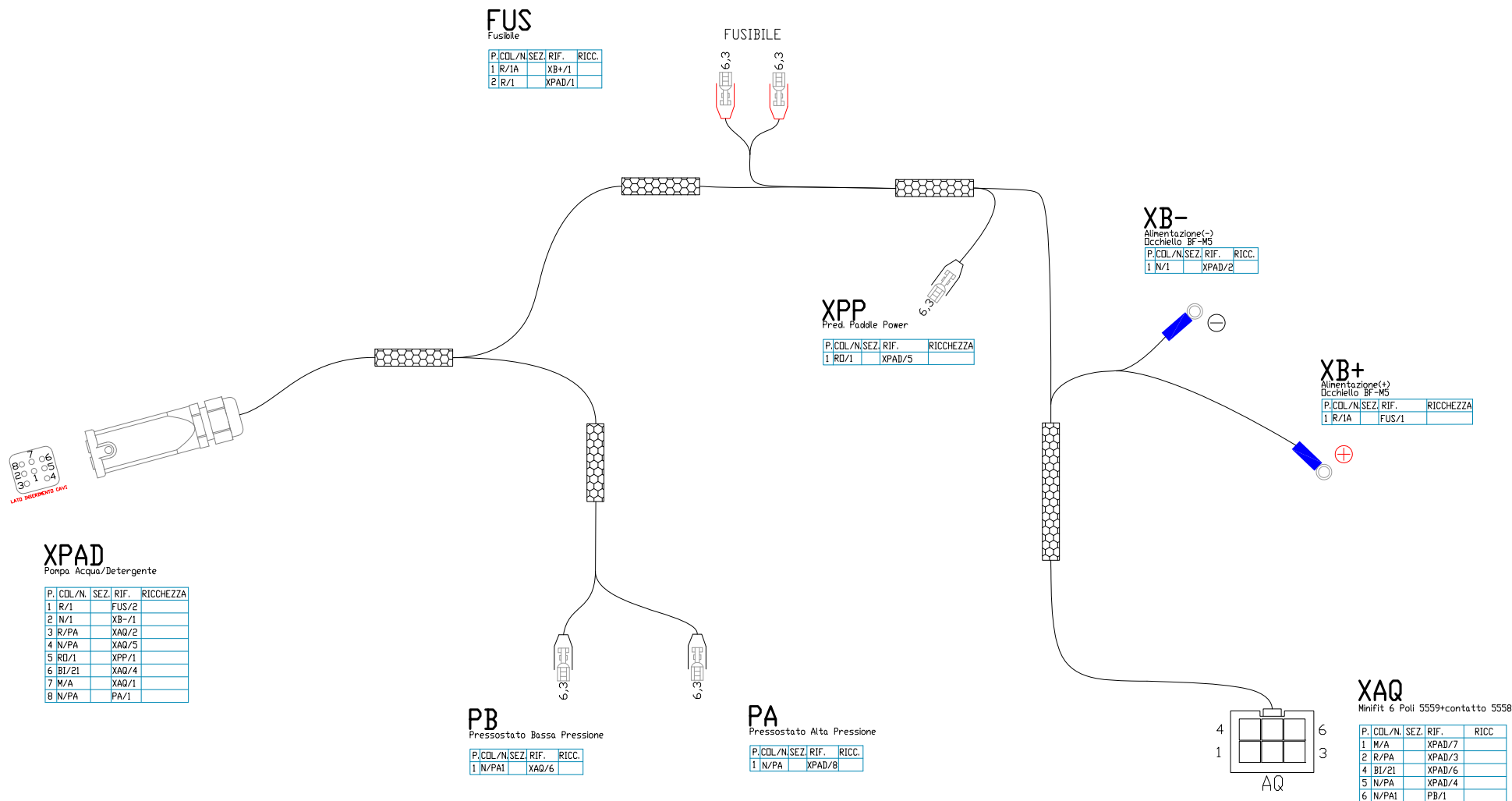
XJ6

Comunicazione con scheda funzioni

P.	COL/N.	SEZ.	RIF.	RICC
2	V/G		XM3/15	
3	GR/G		XM3/7	
4	G/G		X-B	

LINEA CAVI MANUBRIO INFERIORE LOWER HANDLEBAR CABLE LINE

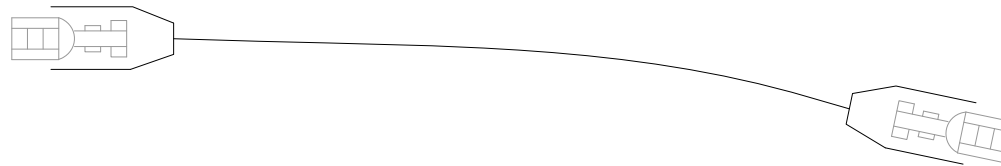
Cod: 458814
Doc: 10125780 AA



PB

Pressostato Bassa

P.	COL/N.	SEZ.	RIF.	RICCHEZZA
1	N/1		PA/1	



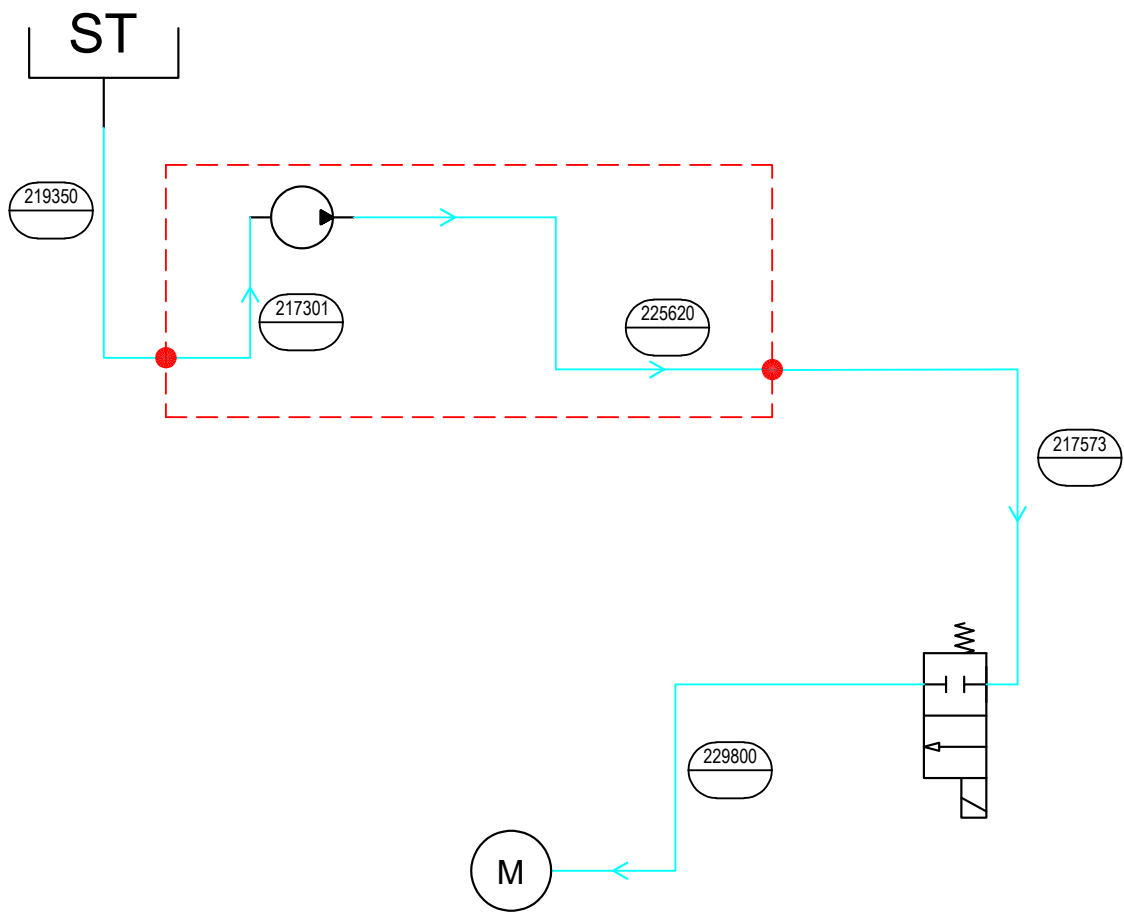
PA











Pressostato Alta

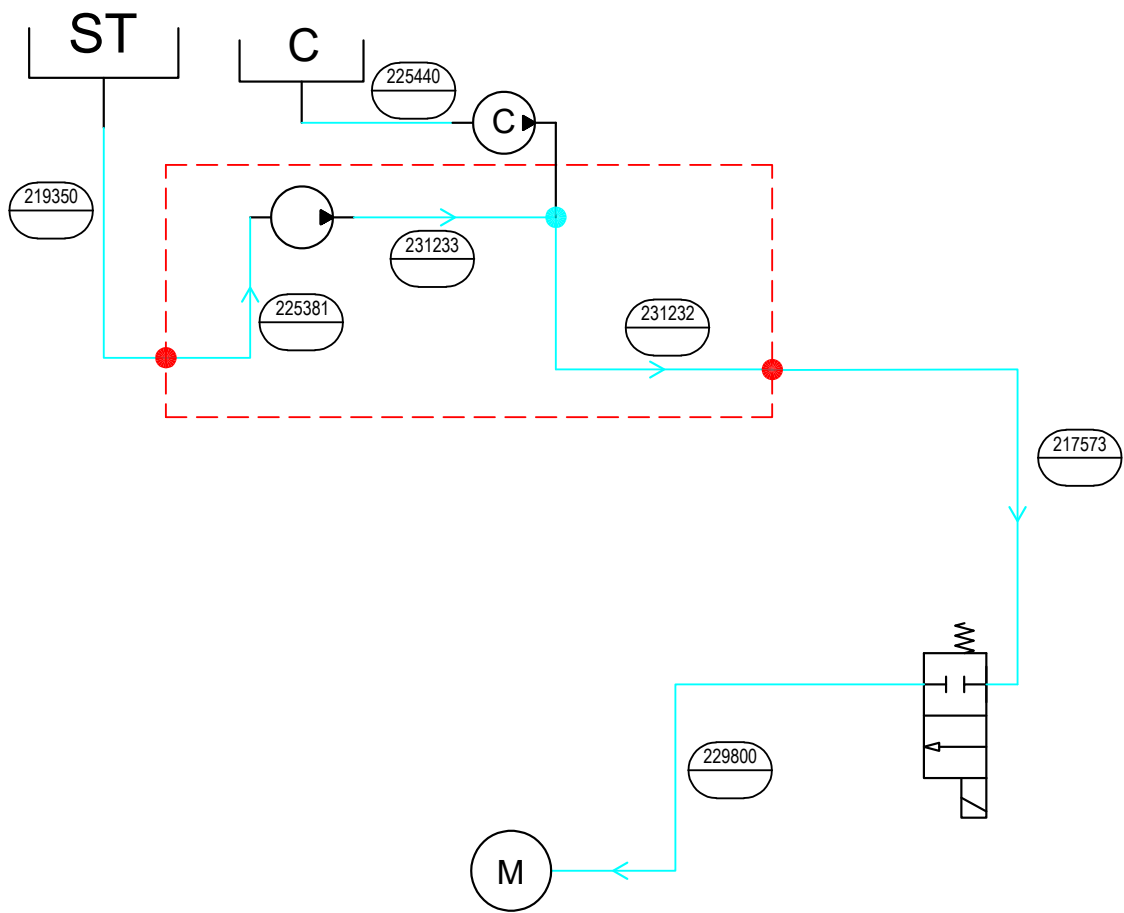
P.	COL/N.	SEZ.	RIF.	RICCHEZZA
1	N/1		PB/1	

TABELLA IMPIANTO IDRICO WATER SYSTEM TABLE

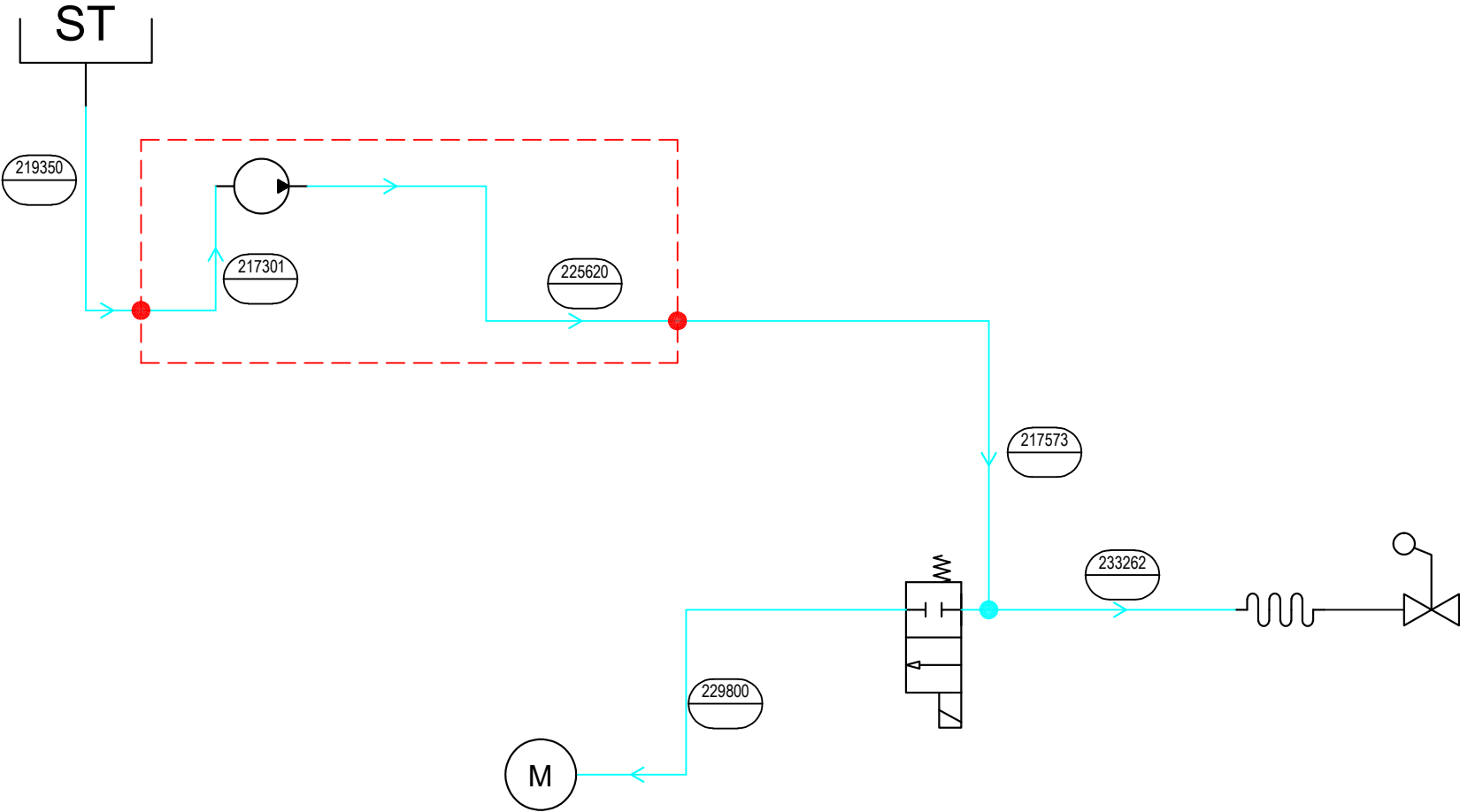














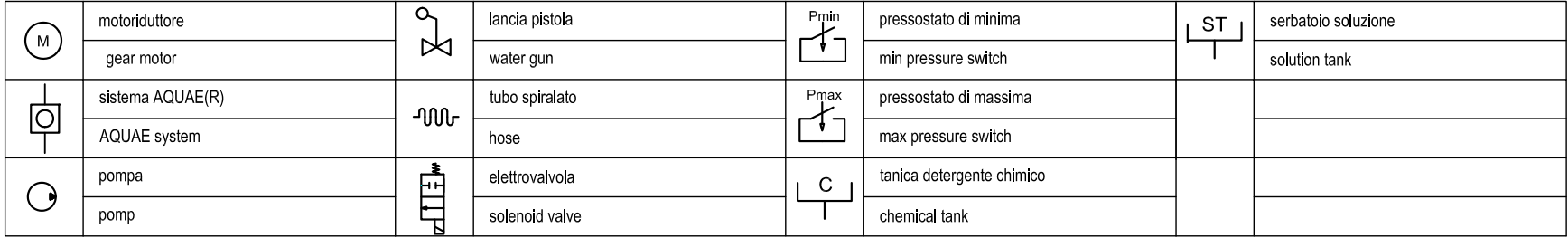
	motoriduttore		lancia pistola		pressostato di minima		serbatoio soluzione
	gear motor		water gun		min pressure switch		solution tank
	sistema AQUAE(R)		tubo spiralato		pressostato di massima		
	AQUAE system		hose		max pressure switch		
	pompa		elettrovalvola		tanica detergente chimico		
	pomp		solenoid valve		chemical tank		

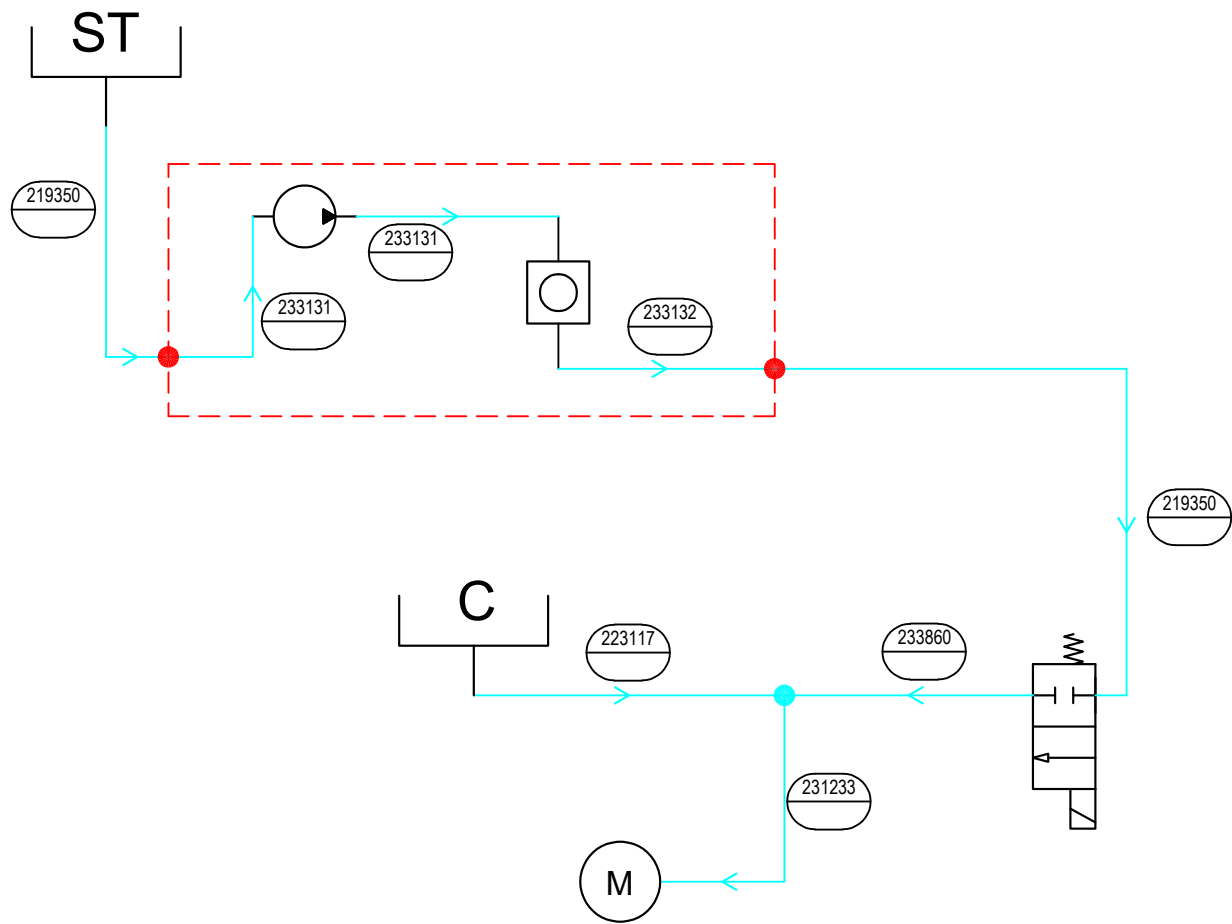












	motoriduttore		lancia pistola		pressostato di minima		serbatoio soluzione
	gear motor		water gun		min pressure switch		solution tank
	sistema AQUAE(R)		tubo spiralato		pressostato di massima		pompa detergente
	AQUAE system		hose		max pressure switch		chemical pump
	pompa		elettrovalvola		tanica detergente chimico		
	pomp		solenoid valve		chemical tank		

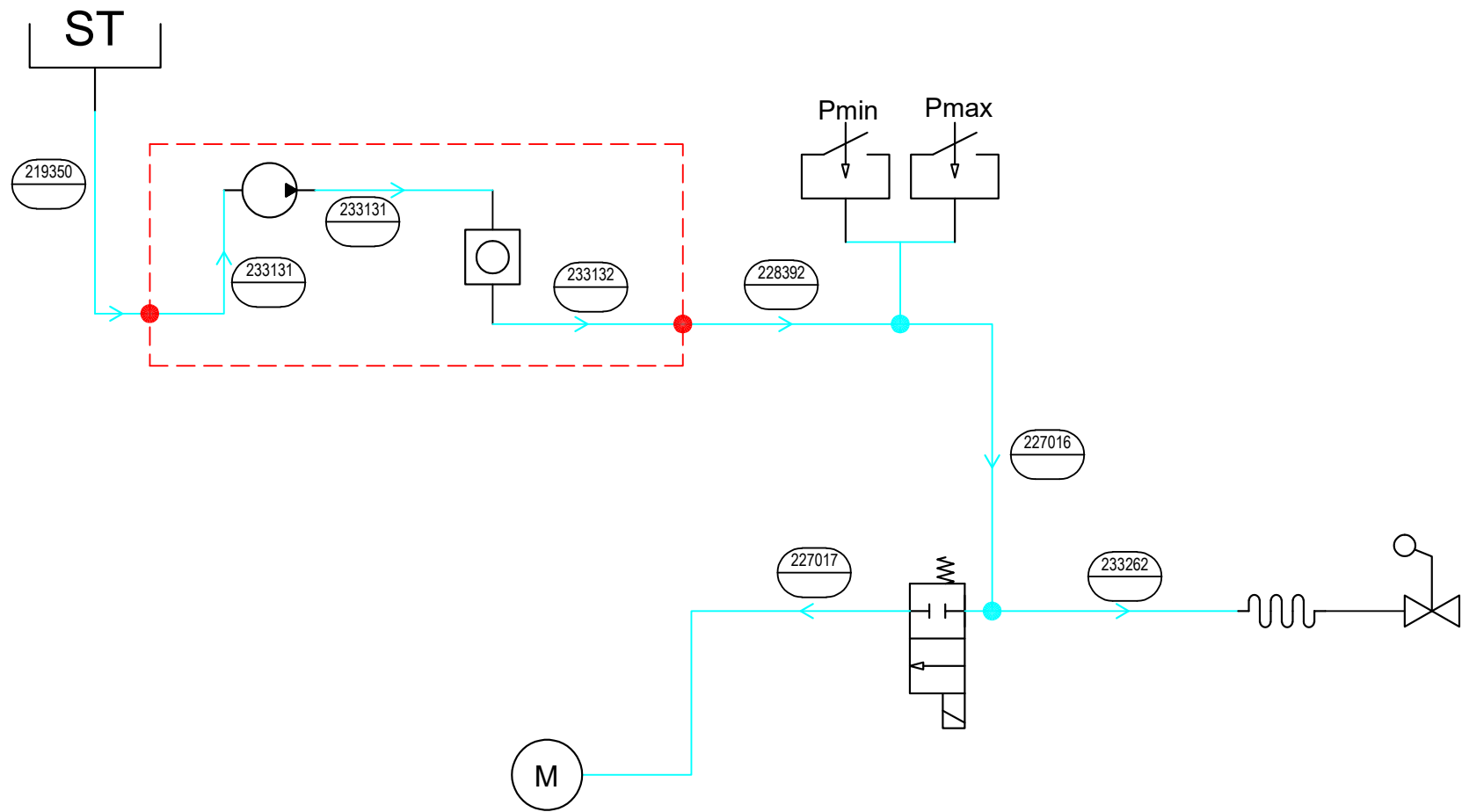












	motoriduttore		lancia pistola		pressostato di minima		serbatoio soluzione
	gear motor		water gun		min pressure switch		solution tank
	sistema AQUAE(R)		tubo spiralato		pressostato di massima		
	AQUAE system		hose		max pressure switch		
	pompa		elettrovalvola		tanica detergente chimico		
	pomp		solenoid valve		chemical tank		

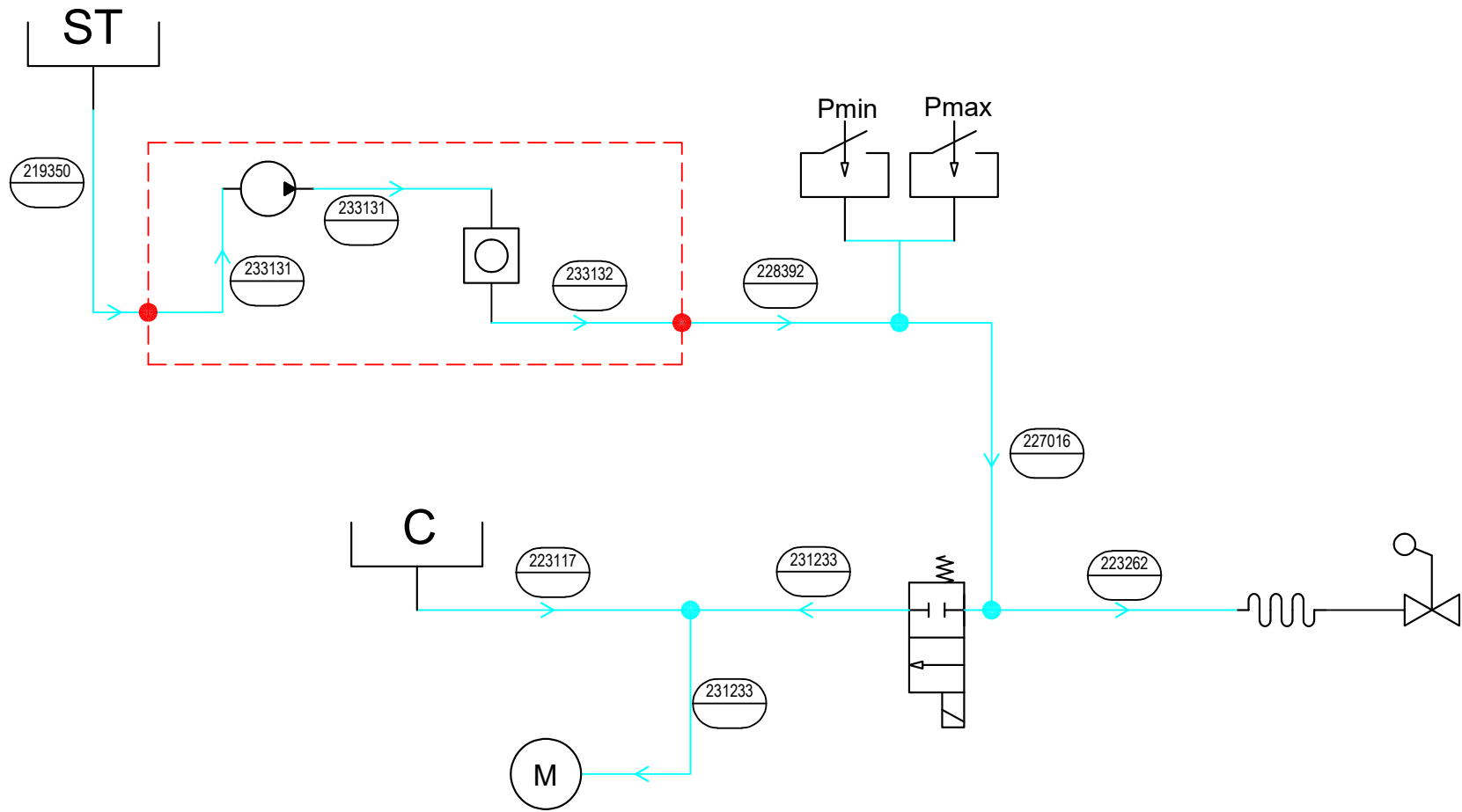














	motoriduttore		lancia pistola		pressostato di minima		serbatoio soluzione
	gear motor		water gun		min pressure switch		solution tank
	sistema AQUAE(R)		tubo spiralato		pressostato di massima		
	AQUAE system		hose		max pressure switch		
	pompa		elettrovalvola		tanica detergente chimico		
	pomp		solenoid valve		chemical tank		



	motoriduttore		lancia pistola		pressostato di minima		serbatoio soluzione
	gear motor		water gun		min pressure switch		solution tank
	sistema AQUAE(R)		tubo spiralato		pressostato di massima		
	AQUAE system		hose		max pressure switch		
	pompa		elettrovalvola		tanica detergente chimico		
	pomp		solenoid valve		chemical tank		



	motoriduttore		lancia pistola		pressostato di minima		serbatoio soluzione
	gear motor		water gun		min pressure switch		solution tank
	sistema AQUAE(R)		tubo spiralato		pressostato di massima		
	AQUAE system		hose		max pressure switch		
	pompa		elettrovalvola		tanica detergente chimico		
	pomp		solenoid valve		chemical tank		

[illegible]



FIMAP S.p.A.

✉ Via Invalidi del Lavoro, 1

37059 S. Maria di Zevio (VR)

Italia

☎ +39 045 6060491 - 📠 +39 045 6060440

@ service@fimap.com 🌐 www.fimap.com