



For more information please contact:

Machines2clean

7 Telford Place

Lenziemill Industrial Estate

Cumbernauld

G67 2NH

T: 01236-782222

E: info@machines2clean.com

W: www.machines2clean.com



GB1 Operating Instructions & User Manual



Thank you for purchasing the GB1 from GumBusters.

Part of the Machines2clean range.



The GB1 has been manufactured to the highest quality in Great Britain. It is crafted from stainless steel and is fully rechargeable, relying on no external power source for up to 6 hours once fully charged. It features an inbuilt flashing safety beacon and can be used in most weather conditions.

The low voltage, patented dry steam technology ensures the GB1 is extremely safe to use in densely populated public areas without the risk of harm to the general public.

This multi functional machine can be used to remove chewing gum from a variety of surfaces including walls as well as floors. At the end of the lance there is a small detail nozzle and to this connects either the brass detail brush or the nylon detail depending on the surface to be cleaned. Using only slight agitation from the operator, the approved gum removal detergent is periodically injected into the dry steam released at the end of the lance. Within a few seconds the molecular structure of the gum breaks down, and dissolves.

The approved chemical is non hazardous and is made from a renewable source. It is pH neutral, biodegradable and phosphate free. This method of gum removal leaves no residue behind and is non corrosive to surfaces.



Note: The hose and lance shown in the images within this booklet does not depict the new gum removal pistol grip and lance which is supplied with the machine as shown on page 6.

GB1 Technical Details

Power Supply	12v Cell Battery 125AH	Net Weight	86Kg
Vaporisation Chamber Capacity	10ml	Shipping Weight	90Kg
Detergent Capacity	5 Litre	Max. Vapourising Chamber	140°C
Autonomy	Up to hours	Output Regular	Self Regulated
Machine Dimensions (WxDxH)	58cm x 84cm x 107cm		



USE OF DETERGENTS - DISCLAIMER

ONE OF THE PRINCIPAL ADVANTAGES OF STEAM IS THAT IT TAKES AWAY THE NEED TO USE DETERGENTS. HOWEVER WE RECOGNISE THAT IN CERTAIN SITUATIONS THE ADDITION OF A DETERGENT CAN ASSIST THE POWER OF STEAM AND SPEED UP THE CLEANING PROCESS. OSPREYDEEPCLEAN PROVIDE A RANGE OF APPROVED DETERGENTS TO BE USED VIA THE DETERGENT FACILITY FOR OCCASIONAL USE.

OSPREYDEEPCLEAN WILL NOT ACCEPT ANY RESPONSABILITY AND WILL NOT BE LIABLE FOR ANY DAMAGES RESULTING FROM THE USE OF ANY NON-APPROVED DETERGENT OR CHEMICAL AGENT WITH OUR MACHINES, AND THE USER REMAINS SOLELY RESPONSIBLE FOR ANY POTENTIAL DAMAGES. THE RATIO FOR THE CONCENTRATE DETERGENT IS 1-4 FOR THIS MACHINE (1 PART DETERGENT TO 4 PARTS WATER) 5 LITRES OF DETERGENT MAKES 25L (LITRES) OF READY TO USE PRODUCT

USE OF ANY OTHER PRODUCT IN THE MACHINE WILL INVALIDATE THE WARRANTY

Charging the GB1



Ensure the Machine ON/OFF switch & the BOILER switches are in the OFF position and no light is showing for the battery level.



Connect the charger to the GB1 using the socket at the rear of the machine. Connect the charger to a standard plug socket

Turn the charger on


Ensure the machine is clearly labelled **“Battery Charging! Do Not Use!”**

A full charge will take approx. 10 hours. After this time remove the charger from the machine and the machine is ready for use.

Store the battery charger in a cool dry place when not in use and protect from the elements.

Operating Instructions

1. Always ensure the GB1 has been adequately charged. Failure to fully charge the unit will result in a shortened working day
2. Ensure the brass brush is adequate for work, if not, remove & replace
3. Unscrew the black detergent tank lid and fill with an approved chewing gum detergent (5litres)
 Replace the lid securely by hand
4. Turn the Isolator switch to the ON position and press the Boiler ON button once
5. Wait for the steam to begin flowing (2-3minutes) and the GB1 is ready for use in approx. 5 minutes.
6. **The GB1 has been designed to be left in the ON position for up to 6 hours a day. It need only be switched off when it is idle and not in use for periods of 15 minutes or more.**



Contents

Page 3:	Standard Machine Accessories Optional Accessories
Page 4:	Health & Safety Legal scope of manual
Page 5:	Instructions for charging the GB1 Instructions for operating the GB1
Page 6:	Technical Specification Use of detergents—Disclaimer

OSPREYDEEPCLEAN WARRANTY

OSPREYDEEPCLEAN provides a comprehensive warranty, which is offered in addition to the customer's statutory rights. This is a standard one year guarantee, from the original date of purchase, and is subject to the machine being used in accordance with the Manufacturers operating instructions.





Any fault with the machine that is a result of defective parts or workmanship within one year of the original purchase date will be repaired/replaced free of charge. Any faults or defective parts that have been caused by, or are a direct result of, operator misuse invalidates this warranty.

This warranty is
extended for the boiler only, to three years.






All OSPREYDEEPCLEAN machines must only be repaired by OSPREYDEEPCLEAN trained Engineers using genuine OSPREYDEEPCLEAN spare parts. The use of replacement parts other than genuine OSPREYDEEPCLEAN parts may void the warranty provided by Osprey to you.

OSPREYDEEPCLEAN disclaims liability for any failure or accident resulting from the use of parts other than genuine OSPREYDEEPCLEAN supplied parts.

GB1 Accessories (Included with Machine)

	Brass Detail Brush* x3 A00258		Nylon Detail Brush* x2 A00242
	Protective Gloves A00097	Image to Follow	Extension Tubes (x2) A00241
	Detail Nozzle A00246 (brass brush shown can be purchased separately)		

Optional Accessories

	RTU Gum Removal Detergent (4x5litres) C00001		Concentrate Gum Removal Detergent (4x5litres) C00014
	Safety Goggles A00096		Accessory Bag A00903
	"Cleaning in Progress" Sign A00972		

HEALTH & SAFETY

Safe Operation

OspreyDeepclean products are designed and built to give continued superior and safe performance, provided:

- They are commissioned, operated and maintained in accordance with the recommendations given in this manual
- Periodic attention is given, as necessary, to maintain the steam generator in good functional order. Recommended maintenance guidelines are given in 'Maintenance'.
- Risk Assessment documentation and written scheme of examination (WSE) documents are available upon request.

The function of this steam generator is to facilitate safe, effective and efficient cleaning. In keeping with every other mechanical/electrical device, it cannot be considered as being functionally infallible and therefore the vigilance of responsible and trained operating staff for possible malfunction is possible.

Provided it is operated and maintained within these recommendations, the risk of malfunction, if not eliminated, is reduced to the minimum achievable or reasonably anticipated. Use of this steam generator in conditions outside of the recommendations provided in this manual can affect performance and reduce the effective service life, and can present potential risk to users; under such circumstances no liability for damage or injury can be accepted by OspreyDeepclean Ltd or Machines2clean.

Legal scope of this Manual

- These instructions contain all the information needed for the correct and safe use, handling and maintenance of the **GB1** steam cleaner.
- Familiarisation with, and observance of, these instructions leads to the safe use and maintenance of this steam generator.
- It is recognised that these instructions cannot cover all possible situations or eventualities.
- If you need further information, or particular problems arise that have not, in your opinion, been explained fully in these instructions, please contact your local Distributor or Service Centre, or the Manufacturer directly.
- All legal obligations of the Manufacturer are based on the terms of the sales contract, which also contains the full and exclusive terms and conditions of the guarantee.
- These instructions do not limit or extend the contractual conditions of the guarantee.

This manual contains information protected by copyright. It may not be reproduced or translated into other languages without the prior written authorisation of the Manufacturer