

PROFESSIONAL SCRUBBING MACHINES

IT **CATALOGO RICAMBI**
EN **SPARE PARTS CATALOGUE**
FR **CATALOGUE DE PIECES DETACHEES**

DE **ERSATZKATALOG**
ES **CATALOGO PIEZAS DE REPUESTO**

 **FIMAP®**



SOMMARIO

SOMMARIO	3
GRUPPO BASAMENTO VER. L=655mm L=26in (VER. RAL9006)	10
<i>PREMONTAGGIO BASAMENTO L=655mm L=26in (VER. RAL9006)</i>	12
GRUPPO BASAMENTO L=764mm L=30in (VER. RAL9006)	16
<i>PREMONTAGGIO BASAMENTO L=764mm L=30in (VER. RAL9006)</i>	18
GRUPPO BASAMENTO L=840mm L=33in (VER. RAL9006)	22
<i>PREMONTAGGIO BASAMENTO L=840mm L=33in (VER. RAL9006)</i>	24
GRUPPO BASAMENTO L=640mm L=25in (VER. RAL7016)	28
GRUPPO COMANDO BASAMENTO L=655mm L=26in (VER. RAL7016)	34
GRUPPO COMANDO BASAMENTO L=764/840mm L=30/33in (VER. RAL7016)	38
GRUPPO COMANDO BASAMENTO L=640mm L=25in (VER. RAL7016)	42
GRUPPO TERGIPAVIMENTO (VER. L=885mm L=34,75in)	46
GRUPPO TERGIPAVIMENTO (VER. L=985mm L=38,75in)	48
GRUPPO COMANDO TERGIPAVIMENTO	50
GRUPPO TELAIO	54
GRUPPO SERBATOIO SOLUZIONE (VER. RAL7016)	56
GRUPPO SERBATOIO DI RECUPERO (VER. RAL5012)	60
GRUPPO MOTORE ASPIRAZIONE (VER. 24V 422W 2ST)	64
GRUPPO IMPIANTO IDRICO	66
GRUPPO MANUBRIO DI CONTROLLO (VER. BT-BTS-BTO BASE)	68
GRUPPO IMPIANTO ELETTRICO (VER. Bt)	72
GRUPPO IMPIANTO ELETTRICO (VER. CYLINDRICAL)	74
KIT FARI ANTERIORI	76
KIT GESTIONE DELLA FLOTTA	78
KIT GESTIONE DELLA FLOTTA (VER. CYLINDRICAL)	80
KIT CARICA BATTERIE	82
PREMONTAGGIO SUPPORTO SPAZZOLA	84
PREMONTAGGIO SUPPORTO TERGIPAVIMENTO	86
GRUPPO ETICHETTE	88

SUMMARY

SUMMARY	4
BRUSH BASE ASSEMBLY L=655mm L=26in (VER. RAL9006)	10
<i>PREASSEMBLY BRUSH BASE L=655mm L=26in (VER. RAL9006)</i>	12
BRUSH BASE ASSEMBLY L=764mm L=30in (VER. RAL9006)	16
<i>PREASSEMBLY BRUSH BASE L=764mm L=30in (VER. RAL9006)</i>	18
BRUSH BASE ASSEMBLY L=840mm L=33in (VER. RAL9006)	22
<i>PREASSEMBLY BRUSH BASE L=840mm L=33in (VER. RAL9006)</i>	24
BRUSH BASE ASSEMBLY L=640mm L=25in (VER. RAL7016)	28
ASSEMBLY CONTROL BASE L=655mm L=26in (VER. RAL7016)	34
ASSEMBLY CONTROL BASE L=764/840mm L=30/33in (VER. RAL7016)	38
ASSEMBLY CONTROL BASE L=640mm L=25in (VER. RAL7016)	42
SQUEEGEE ASSEMBLY (VER. L=885mm L=34,75in)	46
SQUEEGEE ASSEMBLY (VER. L=985mm L=38,75in)	48
SQUEEGEE CONTROL ASSEMBLY	50
GROUP CHASSIS MACHINE	54
SOLUTION TANK ASSEMBLY (VER. RAL7016)	56
RECOVERY TANK ASSEMBLY (VER. RAL5012)	60
SUCTION MOTOR ASSEMBLY (VER. 24V 422W 2ST)	64
WATER UNIT	66
CONTROL HANDLEBAR GROUP (VER. BT-BTS-BTO BASE)	68
ELECTRIC COMPONENTS ASSEMBLY (VER. Bt)	72
ELECTRIC COMPONENTS ASSEMBLY (VER. CYLINDRICAL)	74
FRONT LIGHTS KIT	76
KIT FLEET MANAGEMENT	78
KIT FLEET MANAGEMENT (VER. CYLINDRICAL)	80
BATTERY CHARGER KIT	82
BRUSH SUPPORT PRE-ASSEMBLY	84
PRE-ASSEMBLY SUPPORT FOR SQUEEGEE SUPPORT	86
GROUP DECAL	88

SOMMAIRE

SOMMAIRE	5
GROUPE DE PLATEAU DES BROSSES L=655mm L=26in (VER. RAL9006)	10
<i>PRÉMONTAGE DE PLATEAU DES BROSSES L=655mm L=26in (VER. RAL9006)</i>	12
GROUPE DE PLATEAU DES BROSSES L=764mm L=30in (VER. RAL9006)	16
<i>PRÉMONTAGE DE PLATEAU DES BROSSES L=764mm L=30in (VER. RAL9006)</i>	18
GROUPE DE PLATEAU DES BROSSES L=840mm L=33in (VER. RAL9006)	22
<i>PRÉMONTAGE DE PLATEAU DES BROSSES L=840mm L=33in (VER. RAL9006)</i>	24
GROUPE DE PLATEAU DES BROSSES L=640mm L=25in (VER. RAL7016)	28
GROUPE DE CONTRÔLE BASE L=655mm L=26in (VER. RAL7016)	34
GROUPE DE CONTRÔLE BASE L=764/840mm L=30/33in (VER. RAL7016)	38
GROUPE DE CONTRÔLE BASE L=640mm L=25in (VER. RAL7016)	42
GROUPE DE SUCEUR (VER. L=885mm L=34,75in)	46
GROUPE DE SUCEUR (VER. L=985mm L=38,75in)	48
GROUPE COMMANDE DE SUCEUR	50
GROUPE CHASSIS MACHINE	54
GROUPE DE RESERVOIR EAU PROPRE (VER. RAL7016)	56
GROUPE DE RESERVOIR RECUPERATION (VER. RAL5012)	60
GROUPE MOTEUR DASPIRATION (VER. 24V 422W 2ST)	64
GROUPE HYDRIQUE	66
GROUPE CONTROLE DE GUIDONS (VER. BT-BTS-BTO BASE)	68
GROUPE COMPOSANTS ELECTRIQUES (VER. Bt)	72
GROUPE COMPOSANTS ELECTRIQUES (VER. CYLINDRICAL)	74
KIT D'ÉCLAIRAGE AVANT	76
KIT GESTION DE FLOTTE	78
KIT GESTION DE FLOTTE (VER. CYLINDRICAL)	80
KIT CHARGEUR DE BATTERIES	82
PRÉ-ASSEMBLAGE DU SUPPORT DE BROSSSE	84
PRÉMONTAGE SUPPORT DE RACLOIR	86
GROUPES DE ETIQUETTE	88

INHALTSANGABE

INHALTSANGABE	6
BÜRSTENGESTELL GRUPPE L=655mm L=26in (VER. RAL9006)	10
<i>BÜRSTENGESTELL VORMONTAGE L=655mm L=26in (VER. RAL9006)</i>	12
BÜRSTENGESTELL GRUPPE L=764mm L=30in (VER. RAL9006)	16
<i>BÜRSTENGESTELL VORMONTAGE L=764mm L=30in (VER. RAL9006)</i>	18
BÜRSTENGESTELL GRUPPE L=840mm L=33in (VER. RAL9006)	22
<i>BÜRSTENGESTELL VORMONTAGE L=840mm L=33in (VER. RAL9006)</i>	24
BÜRSTENGESTELL GRUPPE L=640mm L=25in (VER. RAL7016)	28
STEUEREINHEIT BASE L=655mm L=26in (VER. RAL7016)	34
STEUEREINHEIT BASE L=764/840mm L=30/33in (VER. RAL7016)	38
STEUEREINHEIT BASE L=640mm L=25in (VER. RAL7016)	42
SAUGFUSSGRUPPE (VER. L=885mm L=34,75in)	46
SAUGFUSSGRUPPE (VER. L=985mm L=38,75in)	48
GRUPPE SAUGFUSSBETÄTIGUNG	50
GROUP FRAME MACHINE	54
GRUPPE FRISCHWASSERTANK (VER. RAL7016)	56
GRUPPE SCHMUTZWASSERTANK (VER. RAL5012)	60
SAUGMOTORGRUPE (VER. 24V 422W 2ST)	64
WASSERGRUPPE	66
KONTROLLE LENKEGRUPPE (VER. BT-BTS-BTO BASE)	68
GRUPPE ELEKTROTEILE (VER. Bt)	72
GRUPPE ELEKTROTEILE (VER. CYLINDRICAL)	74
FRONTLEUCHTEN KIT	76
KIT FLOTTENMANAGEMENT	78
KIT FLOTTENMANAGEMENT (VER. CYLINDRICAL)	80
KIT LADEN BATTERIEN	82
BÜRSTEINHALTER VOR MONTAGE	84
VORMONTAGE SQUEEGEE SUPPORT	86
GRUPPE SCHILD	88

ÍNDICE

ÍNDICE	7
GRUPO BANCADA CEPILLO L=655mm L=26in (VER. RAL9006)	10
PREMONTAJE BANCADA CEPILLO L=655mm L=26in (VER. RAL9006).....	12
GRUPO BANCADA CEPILLO L=764mm L=30in (VER. RAL9006)	16
PREMONTAJE BANCADA CEPILLO L=764mm L=30in (VER. RAL9006).....	18
GRUPO BANCADA CEPILLO L=840mm L=33in (VER. RAL9006)	22
PREMONTAJE BANCADA CEPILLO L=840mm L=33in (VER. RAL9006).....	24
GRUPO BANCADA CEPILLO L=640mm L=25in (VER. RAL7016)	28
UNIDAD DE CONTROL BASE L=655mm L=26in (VER. RAL7016)	34
UNIDAD DE CONTROL BASE L=764/840mm L=30/33in (VER. RAL7016)	38
UNIDAD DE CONTROL BASE L=640mm L=25in (VER. RAL7016)	42
GRUPO LIMPIADOR DE SUELO (VER. L=885mm L=34,75in).....	46
GRUPO LIMPIADOR DE SUELO (VER. L=985mm L=38,75in).....	48
GRUPO MANDO LIMPIAPAVIMENTOS	50
GRUPO BASTIDOR DE LA MÁQUINA.....	54
GRUPO TANQUE SOLUCIÓN (VER. RAL7016)	56
GRUPO TANQUE RECUPERACIÓN (VER. RAL5012)	60
GRUPO MOTOR SUCCION (VER. 24V 422W 2ST)	64
GRUPO AGUA.....	66
GRUPO MANILLAR DE CONTROL (VER. BT-BTS-BTO BASE)	68
GRUPO COMPONENTES ELÉCTRICOS (VER. Bt)	72
GRUPO COMPONENTES ELÉCTRICOS (VER. CYLINDRICAL).....	74
KIT LUCES DELANTERAS	76
KIT GESTIÓN DE FLOTAS	78
KIT GESTIÓN DE FLOTAS (VER. CYLINDRICAL)	80
KIT CARGADOR DE BATERÍAS	82
PREMONTAJE SOPORTE DE CEPILLO.....	84
PREMONTAJE SOPORTE DE SQUEEGE	86
GRUPOS ETIQUETA.....	88

IT - Le descrizioni contenute nella presente pubblicazione non si intendono impegnative. L'azienda pertanto, si riserva il diritto di apportare in qualunque momento, le eventuali modifiche ad organi, dettagli, forniture di accessori, che essa ritiene convenienti per un miglioramento o per qualsiasi esigenza di carattere costruttivo o commerciale.

La riproduzione anche parziale dei testi e dei disegni, contenuti nella presente pubblicazione, è vietata ai sensi di legge. L'azienda si riserva il diritto di apportare modifiche di carattere tecnico e/o di dotazione. Le immagini sono da intendersi di puro riferimento e non vincolanti in termini di design e dotazione.

INTRODUZIONE:

Il presente vuole essere da guida per l'ordinazione delle parti di ricambio ed è stato realizzato in modo da consentire una rapida identificazione della macchina in tutte le sue versioni e quindi una rapida visualizzazione dei pezzi che la compongono.

MODALITÀ DI ORDINAZIONE:

Per facilitare la ricerca di magazzino e la spedizione dei pezzi di ricambio, si pregano vivamente i Sig. Clienti di attenersi alle seguenti norme e specificare sempre :

Modello e numero di matricola della macchina;

Numero di posizione e numero di tavola dove sono rappresentati;

Codice di ordinazione e denominazione;

Quantità dei pezzi desiderati;

Indirizzo esatto e ragione sociale del Committente, completo con l'eventuale recapito per la consegna della merce;

Mezzo di spedizione desiderato. (Nel caso questa voce non sia specificata la Ditta Costruttrice si riserva di usare a sua discrezione il mezzo più opportuno).

EN - The contained descriptions in the present publication are not binding. The Manufacturer therefore reserves itself the right to bring in whatever moment possible organs changes, details or supplies of accessories, that it holds convenient for an improvement, or for any demand of constructive or commercial character. The partial reproduction of the texts and diagrammes contained in the present catalog, is forbidden by law. The Manufacturer reserves itself the right to bring changes of technical character and/or of endowment. The images are meant of pure reference and not binding in terms of design and endowment.

INTRODUCTION:

This catalogue is intended to serve as a guide for the ordering of spare parts and is designed to facilitate rapid identification of the machine in all its versions and to rapid location of its component parts.

HOW TO ORDER:

For the purpose of simplifying stock searching and the delivery of spare parts, we would ask our customers to observe the following standard procedures, at all times specifying:

The model and part number of the machine;

The position number and the number of the table of chart in which the parts appear;

Ordering code and part name;

Quantity of parts required;

Precise address and company status of the purchaser placing the order, complete with address for delivery of the goods;

Shipping means required.

FR - Les descriptions contenu dans la présente publication ne s'entendent pas contraignant. Le Fabriquant donc, il se réserve le droit d'apporter dans n'importe quel moment, les modifications éventuelles à organes, détails, fournitures d'accessoires, qu'elle croit convenables pour une amélioration ou pour n'importe quel exigence de caractère constructif ou commercial.

La reproduction partielle aussi des textes et des dessins, contenu dans le présent catalogue, elle est prohibée aux termes de la loi. Le Fabriquant se réserve le droit d'apporter modifications de caractère technique et/ou de dotation. Les images sont à s'entendre en référence pure et pas contraignants en termes de design et dotation.

INTRODUCTION:

Le présent catalogue a pour but de guider l'utilisateur dans les commandes de pièces détachées. Il a été réalisé pour faciliter une identification rapide de la machine dans toutes ses versions et permet ainsi un repérage rapide de ses composants.

COMMENT PASSER COMMANDE:

Afin de simplifier la recherche dans le magasin et l'expédition des pièces de rechange, nous prions notre clientèle de respecter la procédure suivante en indiquant toujours:

Le modèle et numéro de la machine;

Le numéro de la position et numéro du tableau sur lequel figure la pièce;

La référence et la dénomination;

La quantité des pièces demandées;

L'adresse exacte et la raison sociale de l'acheteur qui passe la commande, en indiquant l'adresse de livraison;

Le moyen de transport désiré (dans le cas où ceci n'est pas précisé l'expéditeur se réserve le droit de choisir le transporteur).

DE - Die Beschreibungen, welche in der vorliegenden Veröffentlichung vorhanden sind, sind nicht verpflichtend. Die Firma behält

sich das Recht vor jederzeit eventuelle Modifikationen an wesentlichen Baugruppen, Details und Zubehör-Teilen durchzuführen, wenn dies für vorteilhaft bewertet wird und zu einer Verbesserung führt oder aufgrund von konstruktiven oder kommerziellen Anforderungen. Die Vervielfältigung, auch wenn es sich nur um Text-Auszügen oder Abbildungen handelt, der vorliegenden Bedienungsanleitung ist entsprechend dem Gesetz untersagt. Die Firma behält sich das Recht vor technische Eigenschaften und Ausstattungen zu modifizieren. Die Abbildungen sind zum Verständnis und dienen als Bezug und sind nicht bindend in Bezug auf Design und Ausstattung.

EINLEITUNG:

Der vorliegende Katalog versteht sich als Führer für Ersatzteile und soll eine rasche Identifikation der Maschine in all ihren Ausführungen ermöglichen und daher ein sofortiges Erkennen der Teile, aus denen sie besteht.

BESTELLVORSCHLAG:

Um ein Auffinden im Lager und den Versand der Ersatzteile zu erleichtern, werden die Kunden ersucht, sich an folgende Normen zu halten und immer folgendes anzugeben:

Modell- und Gerätenummer;

Positions- und Tafelnummer, wo sie dargestellt sind;

Bestellnummer und Handelsbezeichnung;

Menge der gewünschten Teile;

Genaue Adresse und Firmennamen des Auftraggebers, gemeinsam der ev. Anschrift für die Zusendung der Ware;

Die gewünschte Versandart (falls nicht angegeben, behält sich der Lieferant das Recht vor, die günstigste Art zu wählen)

ES - Las descripciones contenidas en la presente publicación no son empeñativas. La Empresa por lo tanto se reserva el derecho de aportar en cualquier momento, eventuales modificaciones a órganos, detalles, suministros de accesorios, que ella crea conveniente para una mejoría o por cualquier exigencia de carácter constructivo o comercial. La reproducción parcial de los textos y los diseños, contenidos en el presente catálogo, está prohibida por la ley. La Empresa se reserva el derecho a aportar modificaciones de carácter técnico e/o de dotación. Las imágenes son de pura referencia y no vinculantes en términos de diseño y dotación.

INTRODUCCIÓN:

Ese catálogo quiere servir como guía para pedir las piezas de repuesto y se ha realizado de manera de consentir una rápida identificación de la máquina en todas sus versiones y por consiguiente una rápida individuación de las piezas que la componen.

MODALIDADES DE LOS PEDIDOS:

Para la búsqueda en el almacén y el envío de las piezas de repuesto, se ruega encarecidamente a los Sres. Clientes de seguir las reglas siguientes y de especificar siempre:

El modelo y el número de matrícula de la máquina;

El número de posición y el número de la tabla donde son representadas;

El código de pedido y la denominación;

El número de piezas que se desean;

Las señas exactas y la razón social del Comitente, indicando también las señas eventuales para la entrega de la mercancía;

El medio de envío que se desea. (En caso de que ese dato no se haya especificado, la Empresa Constructora se reserva el derecho de utilizar a su elección el medio más adecuado.

	N. DOC.	VER.	SERIAL NUMBER
→	10079590	AC	
→	10079585	AB	
→	10082446	AC	
→	10082447	AB	
→	10082448	AC	
→	10082449	AB	
→	10082450	AB	
→	10083482	AB	
→	10082455	AA	
→	10083765	AB	
→	10102924	AA	
→	10103085	AA	

AGGIORNAMENTI DALLA VERSIONE PRECEDENTE:

→ = Documento valido dalla matricola.

← = Documento annullato dalla matricola.

UPDATES FROM THE PREVIOUS VERSION:

→ = This document is valid since the serial number.

← = This document is valid till the serial number.

MISE À JOUR DE LA VERSION PRÉCÉDENTE:

→ = Document valable à partir du numéro de série.

← = Document annulé par le numéro de série.

UPDATES FROM THE PREVIOUS VERSION:

→ = This document is valid since the serial number.

← = This document is valid till the serial number.

ACTUALIZACIÓN DE LA VERSIÓN ANTERIOR:

→ = Documento válido desde la matrícula n°.

← = Documento válido hasta la matrícula n°.

CR-01 GRUPPO BASAMENTO L=655mm L=26in (VER. RAL9006)

01

POS	CODICE	QTA	DESCRIZIONE	DENOMINATION	DESCRIPTION	BENENNUNG	DESCRIPCION
1	408018	2	BOCCOLA D=14,9 d=8 S=8,5 OT58	BUSHING	BAGUE	BUCHSE	CASQUILLO
2	408020	1	BOCCOLA D=15 d=8 S=10,5 OT58	BUSHING	BAGUE	BUCHSE	CASQUILLO
3	409085	3	DADO M8x8.5 AUTOBL. UNI 7474 ZINC	LOCK NUT	ECROU AUTOFREINES	SICHERUNGSMUTTER	TUERCA AUTOBLOCANTE
4	422973	2	DISCO TRASCINATORE D=330	PAD HOLDER	DISQUE ENTRAÎNEUR	TREIBTELLERS	DISCO DE ARRASTRE
5	228444	1	PREM. BASAMENTO MXL 2018 65 LS SILVER	BRUSH BASE ASSEMBLY	GROUPE PLATEAU DES BROSSES	GRUPPE BURGSTENGSTELL	GRUPPO BANCADA CEPILLOS
6	225878	2	PREM. PARASPRUZZI BAS. SX VERSA 65 AL	ASSEMBLY LEFT SKIRT	ASSEMBLEE GAUCHE JUPE	ASSEMBLY LEFT SKIRT	ASAMBLEA LEFT FALDA
6.1	436119	1	BOCCOLA COPERTURA RUOTINA BASAMENTO MXR	BUSHING	BAGUE	BUCHSE	CASQUILLO
6.2	409054	1	DADO M8x5 UNI 5589 ZINC	NUT	ECROU	MUTTER	TUERCA
6.3	444050	1	PARASPRUZZI LAT. BAS. VERSA 65 SILVER	SPLASH GUARD	BAVETTE DE PROTECTION	SPRITZGARD	PARASALPICADURAS
6.4	409175	1	ROSETTA 8x17x1,6 UNI 6592 ZINC.	WASHER	RONDELLE	UNTERLAGSCHEIBE	ARANDELA
6.5	409179	1	ROSETTA 9x24x2,5 UNI 6593 ZINC	WASHER	RONDELLE	UNTERLAGSCHEIBE	ARANDELA
6.6	436120	1	RUOTINA PARACOLPI BASAMENTO D=100 H=20	BUMPER	BUTEE	PUFFER	PARACHOQUES
6.7	451539	1	VITE M8x65 TPSCE UNI 5933 A2	SCREW	VIS	SCHRAUBE	TORNILLO
7	225384	2	PROFILO LATERALE BASAMENTO VERSA 65	SPLASH GUARD	PROTECTION	SPRITZGUMMI	PARASALPICADURAS
8	409179	9	ROSETTA 9x24x2,5 UNI 6593 ZINC	WASHER	RONDELLE	UNTERLAGSCHEIBE	ARANDELA
9	422189	2	SPAZZOLA D=340 FUSTO D=320 PPL 0,3	BRUSH PPL 0,3	BROSSE PPL 0,3	BÜRSTE PPL 0,3	CEPILLO PPL 0,3
10	422971	2	SPAZZOLA D=340 FUSTO D=320 PPL 0,6	BRUSH PPL 0,6	BROSSE PPL 0,6	BÜRSTE PPL 0,6	CEPILLO PPL 0,6
11	422972	2	SPAZZOLA D=340 FUSTO D=320 PPL 0,9	BRUSH PPL 0,9	BROSSE PPL 0,9	BÜRSTE PPL 0,9	CEPILLO PPL 0,9
12	422981	2	SPAZZOLA D=340 FUSTO D=320 TYNEX 1	ABRASIVE BRUSH	BROSSE ABRASIVE	SCHEUERENDE BÜRSTE	CEPILLO ABRASIVO
13	424050	4	TAPPO PER FORI VARIABILI D=8,5-14,5	CAP	CAPUCHON	KAPPE	TAPON
14	408678	1	VITE M8x35 TE UNI 5739 ZINC	SCREW	VIS	SCHRAUBE	TORNILLO
15	408676	2	VITE M8x30 TE UNI 5739 ZINC	SCREW	VIS	SCHRAUBE	TORNILLO

CR-01A PREM. BASAMENTO L=655mm L=26in (VER. RAL9006)

BRUSH BASE ASSEMBLY

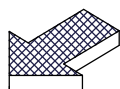
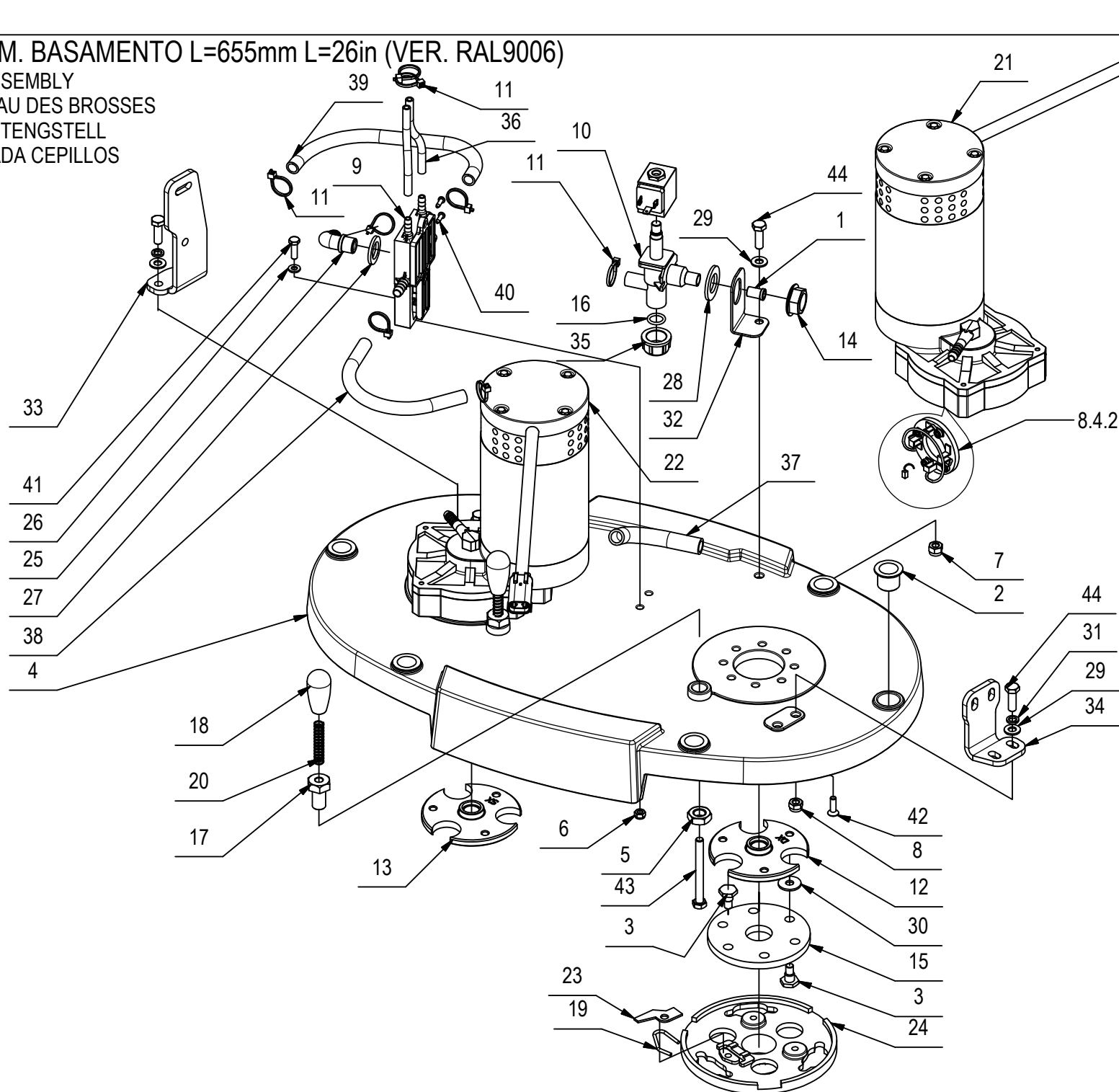
GROUPE PLATEAU DES BROSSES

GRUPPE BURGSTENGSTELL

GRUPPO BANCADA CEPILLOS

10079585-AB

01A



CR-01A PREM. BASAMENTO L=655mm L=26in (VER. RAL9006)

01A

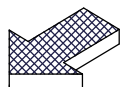
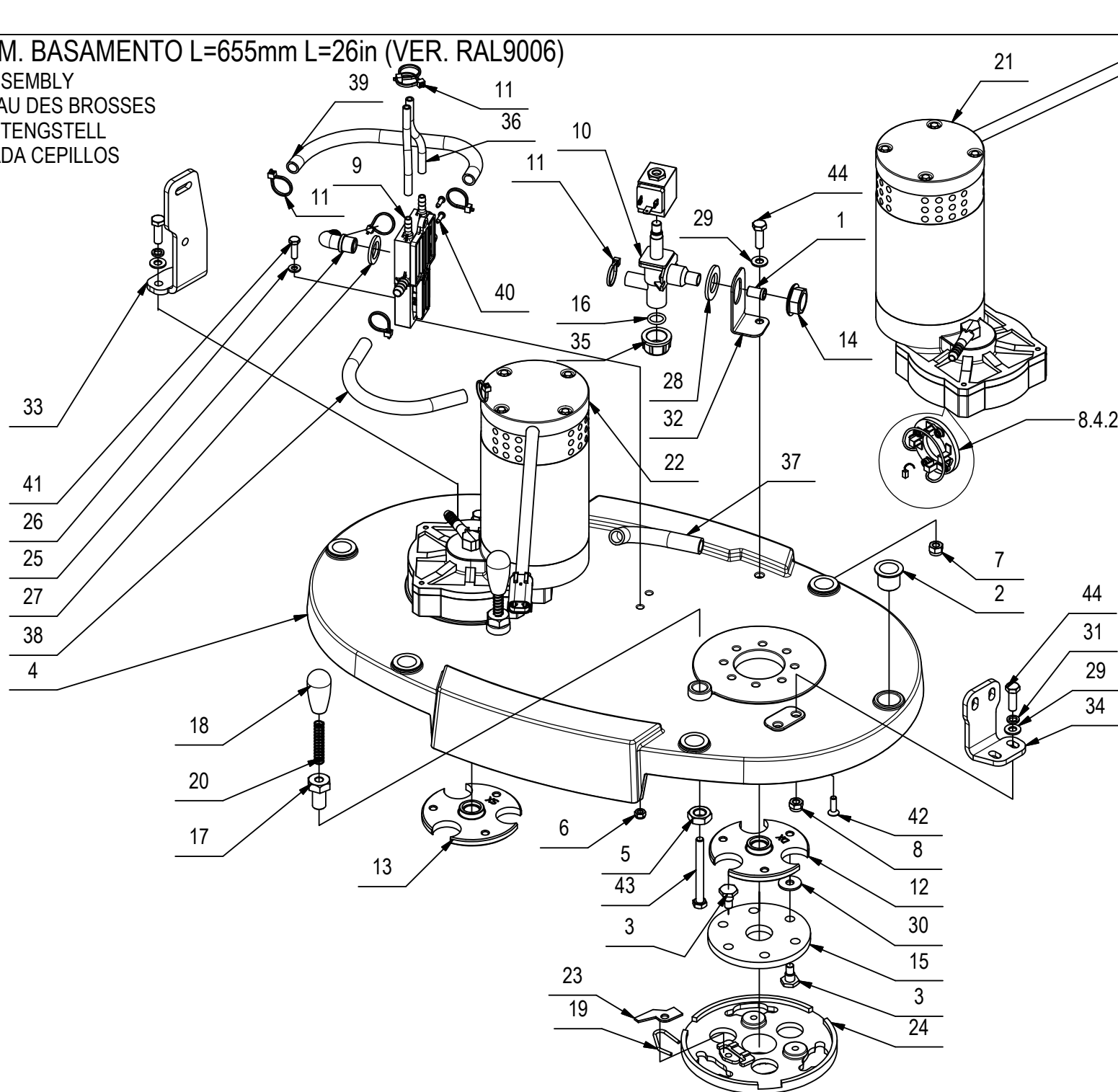
POS	CODICE	QTA	DESCRIZIONE	DENOMINATION	DESCRIPTION	BENENNUNG	DESCRIPCION
1	449098	1	BOCCOLA D=12-10,3 d=8,5 S=18 X5CrNi18-10	BUSHING	BAGUE	BUCHSE	CASQUILLO
2	443538	6	BOCCOLA FLANGIATA D=23 d=20 L=21,5	FLANGE BEARING	ROULEMENT FLASQUE	LAGER FLANSCH	COJINETE BRIDA
3	203269	12	COLONNETTA PER GIUNTO	STUD BOLT	TIGE	GEWINDEBOLZEN	PRISIONERO
4	444049	1	CORPO BASAMENTO VERSA 65 ALL	BRUSH BASE	EMBASE DE BROSE	BÜRSTENGESTELL	BANCADA CEPILLO
5	415895	2	DADO M14X2 UNI 5589 ZINC. BASSO	SCREW	VIS	SCHRAUBE	TORNILLO
6	415901	2	DADO M6 AUTOBL. UNI 7474 INOX	NUT	ECROU	MUTTER	TUERCA
7	409088	1	DADO M8 AUTOBL. UNI 7473 A2	LOCK NUT	ECROU AUTOBLOQUANT	STOPMUTTER	TUERCA AUTOBLOCANTE
8	409087	4	DADO M8 AUTOBL. UNI 7474 INOX BASSO	LOCK NUT	ECROU AUTOFREINES	SICHERUNGSMUTTER	TUERCA AUTOBLOCANTE
9	442057	1	DISTRIBUTORE BASAMENTO BISPAZZOLA	DISTRIBUTOR	DISTRIBUTEUR	VERTEILER	DISTRIBUIDOR
10	407887	1	ELETTROVALVOLA COMPLETA 24V 1/2" ACL 3	SOLENOID VALVE	ELECTROVANNE	MAGNETVENTIL	ELETTROVALVULA
11	410274	8	FASCETTA PLASTICA 2.5x98	CLAMP	COLLIER	BRIDE	ABRAZADERA
12	442816	1	FLANGIA BASAMENTO VERSA DX	FLANGE	FLASQUE	FLANSCH	BRIDA
13	442817	1	FLANGIA BASAMENTO VERSA SX	FLANGE	FLASQUE	FLANSCH	BRIDA
14	410442	1	GHIERA 1/2"	RING NUT	EMBOUT	STOPMUTTER	TUERCA ANULAR
15	400634	2	GIUNTO ELASTICO D=108 H=8 GOMMA TELATA	FLEXIBLE COUPLING	ENTRAINEMENT ELASTIQUE	GUMMIKUPPLUNG	ACOPLAMIENTO ELASTICO
16	408595	1	GUARNIZIONE OR 3056	GASKET	JOINT	DICHTUNG	JUNTA
17	203723	2	GUIDA PER SCUOTIFILTRO	GUIDE	GUIDE	FÜHRUNG	GUIA
18	410265	2	MANOPOLA CILINDRICA MC/23x55 M8	KNOB	POIGNEE	HANDGRIFF	EMPUÑADURA
19	444546	2	MOLLA BLOCCAGGIO SPAZZOLA H=27	SPRING	RESSORT	FEDER	RESORTE
20	210212	2	MOLLA COMPRESSIONE 10.5x1x50	SPRING	RESSORT	FEDER	RESORTE
21	223444	1	MOTORID. 24V 500W 140RPM DX CON MOLEX	GEARED MOTOR ASSEMBLY	MOTO-REDUCTEUR COMPLET	GETRIEBEMOTOR KOMPLETT	MOTORREDUCTOR COMPLETO
21.1	436411	1	CONNETTORE MOLEX MX150L FEM. 19433-0013	CONNECTOR FEMALE	CONNECTEUR FEMELLE	STECKER OHNE ZAPFEN	CONECTOR HEMBRA
21.2	414378	1	GUAINA D.12,7x300 TERMOR.	SHEATH	GAINE	SCHUTZMANTEL	VAINA
21.3	438563	1	MOTORID. 24V 500W 140RPM ALBERO FIL. DX	GEARED MOTOR ASSEMBLY	MOTO-REDUCTEUR COMPLET	GETRIEBEMOTOR KOMPLETT	MOTORREDUCTOR COMPLETO
21.4	436413	2	TERMINALE MOLEX MX150L MAS. 19431-0001	CONTACT	CONTACT	KONTAKT	CONTACTO
22	223301	1	MOTORID. 24V 500W 140RPM SX CON MOLEX	GEARED MOTOR ASSEMBLY	MOTO-REDUCTEUR COMPLET	GETRIEBEMOTOR KOMPLETT	MOTORREDUCTOR COMPLETO
22.1	436411	1	CONNETTORE MOLEX MX150L FEM. 19433-0013	CONNECTOR FEMALE	CONNECTEUR FEMELLE	STECKER OHNE ZAPFEN	CONECTOR HEMBRA
22.2	414378	1	GUAINA D.12,7x300 TERMOR.	SHEATH	GAINE	SCHUTZMANTEL	VAINA
22.3	438300	1	MOTORID. 24V 500W 140RPM ALBERO FIL. SX	GEARED MOTOR ASSEMBLY	MOTO-REDUCTEUR COMPLET	GETRIEBEMOTOR KOMPLETT	MOTORREDUCTOR COMPLETO
22.4	436413	2	TERMINALE MOLEX MX150L MAS. 19431-0001	CONTACT	CONTACT	KONTAKT	CONTACTO
23	203268	2	PIASTRINA DI SICUREZZA	PLAQUE	PLAQUETTE	BEFESTIGUNGSAUFLAGE	PLAQUETA

CR-01A PREM. BASAMENTO L=655mm L=26in (VER. RAL9006)

BRUSH BASE ASSEMBLY
GROUPE PLATEAU DES BROSSES
GRUPPE BURGSTENGSTELL
GRUPPO BANCADA CEPILLOS

10079585-AB

01A



CR-01A PREM. BASAMENTO L=655mm L=26in (VER. RAL9006)

01A

POS	CODICE	QTA	DESCRIZIONE	DENOMINATION	DESCRIPTION	BENENNUNG	DESCRIPCION
24	400413	2	PIATTO PORTASPAZZOLA D=164	BRUSH PLATE	PLATEAU DE BROSSE	BÜRSTENTRÄGER	PLATO PORTACEPILLO
25	410349	1	PORTAGOMMA A GOMITO 3/8"x12-13	CONNECTOR	RACCORD	SCHLAUCHANSCHLUSS	EMPALME TUBO DE GOMA
26	417992	2	RONDELLA D.6,4x12 INOX UNI 6592	WASHER	RONDELLE	UNTERLAGSCHEIBE	ARANDELA
27	400667	1	ROSETTA 18x30x3 NYLON	WASHER	RONDELLE	UNTERLAGSCHEIBE	ARANDELA
28	409230	1	ROSETTA 21x37x3 UNI 6592 ZINC	WASHER	RONDELLE	UNTERLAGSCHEIBE	ARANDELA
29	409177	5	ROSETTA 8x17x1.6 UNI 6592 A2	WASHER	RONDELLE	SCHEIBE	ARANDELA
30	409179	6	ROSETTA 9x24x2,5 UNI 6593 ZINC	WASHER	RONDELLE	UNTERLAGSCHEIBE	ARANDELA
31	409187	4	ROSETTA GROWER 8x13x2,2 A2	WASHER	RONDELLE	UNTERLAGSCHEIBE	ARANDELA
32	216281	1	STAFFA FISSAGGIO FILTRO MAXIMA 2008	SUPPORT	ATTAQUE	HALTERUNG	SOPORTE FIJADOR
33	450004	1	STAFFA SOLL. BASAMENTO DX MXL 2018 2SP	SUPPORT	ATTAQUE	HALTERUNG	SOPORTE FIJADOR
34	443081	1	STAFFA SOLL. BASAMENTO SX VERSA 65 BT	SUPPORT	ATTAQUE	HALTERUNG	SOPORTE
35	410409	1	TAPPO FEMMINA 1/2" - PLASTICA	CAP	CAPUCHON	KAPPE	TAPON
36	213251	2	TUBO D=8 d=5 L=105 VITREO	PIPE	TUBE	ROHR	TUBO
37	209639	1	TUBO SPIRALATO D=20 d=14 L=150	PIPE	TUBE	ROHR	TUBO
38	412294	1	TUBO VITREO D=10 L=280	PIPE	TUBE	ROHR	TUBO
39	412294	1	TUBO VITREO D=10 L=280	PIPE	TUBE	ROHR	TUBO
40	408876	2	VITE D.3.9x13 AUTOF. UNI 6954 A2	SCREW	VIS	SCHRAUBE	TORNILLO
41	407667	2	VITE M6x20 TE UNI 5739 A2	SCREW	VIS	SCHRAUBE	TORNILLO
42	408967	8	VITE M6x20 TPSEI UNI 5933 A2	SCREW	VIS	SCHRAUBE	TORNILLO
43	408687	2	VITE M8x80 TE UNI 5737 FP ZINC	SCREW	VIS	SCHRAUBE	TORNILLO
44	408675	5	VITE M8x25 TE UNI5739 A2	SCREW	VIS	SCHRAUBE	TORNILLO

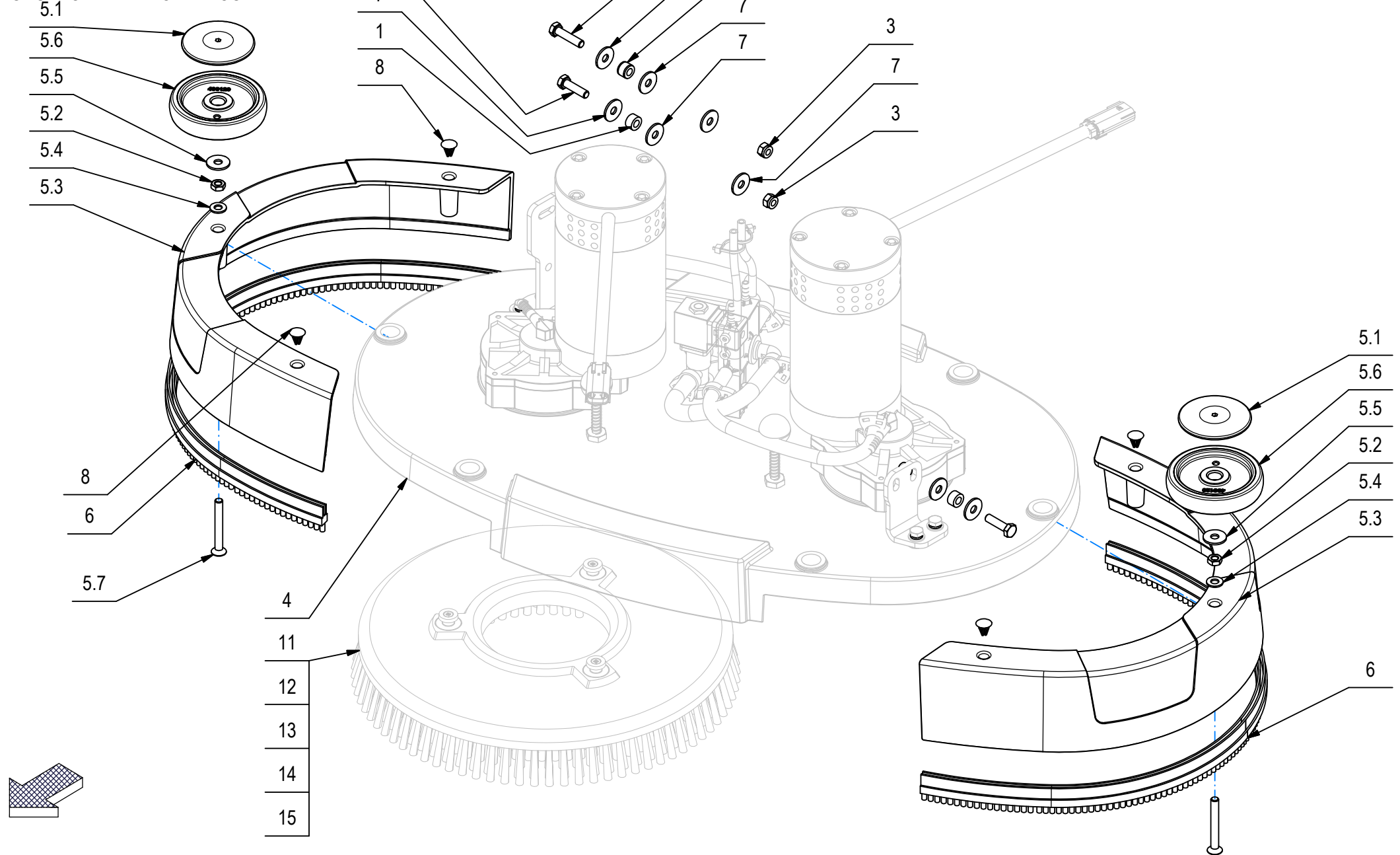
CR-01 GRUPPO BASAMENTO L=764mm L=30in (VER. RAL9006)

BRUSH BASE ASSEMBLY

GROUPE PLATEAU DES BROSSES

GRUPPE BURGSTENGSTELL

GRUPPO BANADA CEPILLOS



CR-01 GRUPPO BASAMENTO L=764mm L=30in (VER. RAL9006)

01

POS	CODICE	QTA	DESCRIZIONE	DESCRIPTION	DESIGNATION	BEZEICHNUNG	DESCRIPCION
1	408018	2	BOCCOLA D=14,9 d=8 S=8,5 OT58	BUSHING	BAGUE	BUCHSE	CASQUILLO
2	408020	1	BOCCOLA D=15 d=8 S=10,5 OT58	BUSHING	BAGUE	BUCHSE	CASQUILLO
3	409085	3	DADO M8x8.5 AUTOBL. UNI 7474 ZINC	LOCK NUT	ECROU AUTOFREINES	SICHERUNGSMUTTER	TUERCA AUTOBLOCANTE
4	228420	1	PREM. BASAMENTO MXL 2018 75 LS SILVER	PREASSEMBLY BASE BRUSHES	PREMONTAGE BROSSES DE BASE	VORMONTAGE BASE BRUSHES	PREMONTAJE CEPILLOS BASE
5	228422	2	PREM. PARASPRUZZI MXL 75 SILVER	ASSEMBLY SKIRT	ASSEMBLEE JUPE	ASSEMBLY SKIRT	ASAMBLEA FALDA
5.1	436119	1	BOCCOLA COPERTURA RUOTINA BASAMENTO MXR	BUSHING	BAGUE	BUCHSE	CASQUILLO
5.2	409054	1	DADO M8x5 UNI 5589 ZINC	NUT	ECROU	MUTTER	TUERCA
5.3	449123	1	PARASPRUZZI LAT. BAS. MXL 75 SILVER	SPLASH GUARD	BAVETTE DE PROTECTION	SPRITZGARD	PARASALPICADURAS
5.4	409175	1	ROSETTA 8x17x1,6 UNI 6592 ZINC.	WASHER	RONDELLE	UNTERLAGSCHEIBE	ARANDELA
5.5	409179	1	ROSETTA 9x24x2,5 UNI 6593 ZINC	WASHER	RONDELLE	UNTERLAGSCHEIBE	ARANDELA
5.6	436120	1	RUOTINA PARACOLPI BASAMENTO D=100 H=20	BUMPER	BUTEE	PUFFER	PARACHOQUES
5.7	451539	1	VITE M8X65 TPSCE UNI 5933 A2	SCREW	VIS	SCHRAUBE	TORNILLO
6	228421	2	PROFILO LAT BASAMENTO MXL 75 L=755	SPLASH GUARD	PROTECTION	SPRITZGUMMI	PARASALPICADURAS
7	409179	9	ROSETTA 9x24x2,5 UNI 6593 ZINC	WASHER	RONDELLE	UNTERLAGSCHEIBE	ARANDELA
8	424050	4	TAPPO PER FORI VARIABILI D=8,5-14,5	CAP	CAPUCHON	KAPPE	TAPON
9	408678	1	VITE M8X35 TE UNI 5739 ZINC	SCREW	VIS	SCHRAUBE	TORNILLO
10	408676	2	VITE M8x30 TE UNI 5739 ZINC	SCREW	VIS	SCHRAUBE	TORNILLO
11	405508	2	DISCO TRASCINATORE D=380mm	PAD HOLDER	DISQUE ENTRAÎNEUR	TREIBTELLERS	DISCO DE ARRASTRE
12	414272	2	SPAZZOLA D=400mm PPL 0.3	BRUSH	BROSSE	BÜRSTE	CEPILLO
13	414270	2	SPAZZOLA D=400mm PPL 0.6	BRUSH	BROSSE	BÜRSTE	CEPILLO
14	414273	2	SPAZZOLA D=400mm PPL 0.9	BRUSH	BROSSE	BÜRSTE	CEPILLO
15	414271	2	SPAZZOLA D=400mm TYNEX	BRUSH	BROSSE	BÜRSTE	CEPILLO

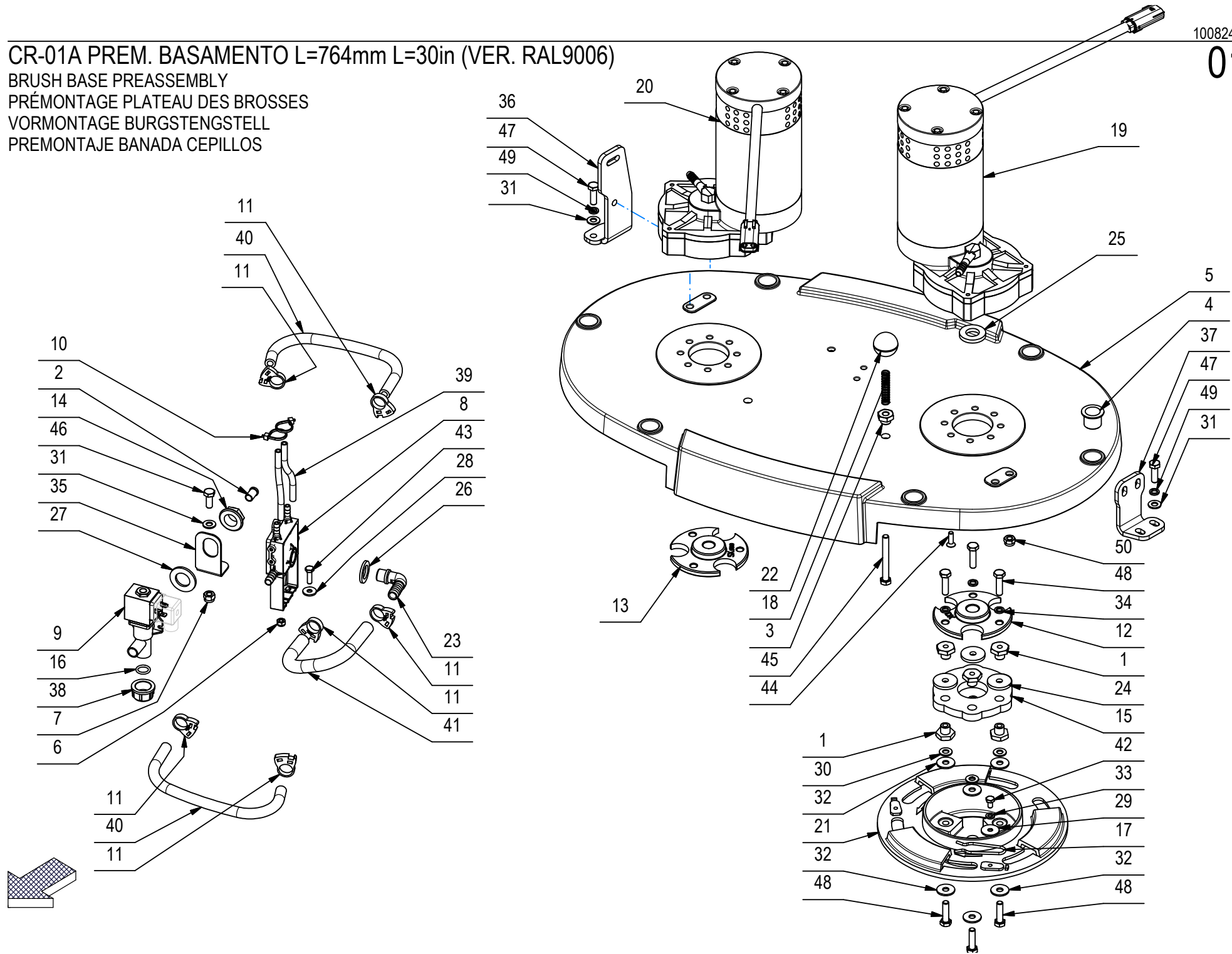
CR-01A PREM. BASAMENTO L=764mm L=30in (VER. RAL9006)

BRUSH BASE PREASSEMBLY

PRÉMONTAGE PLATEAU DES BROSSES

VORMONTAGE BURGSTENGSTELL

PREMONTAJE BANADA CEPILLOS



CR-01A PREM. BASAMENTO L=764mm L=30in (VER. RAL9006)

01A

POS	CODICE	QTA	DESCRIZIONE	DESCRIPTION	DESIGNATION	BEZEICHNUNG	DESCRIPCION
1	202467	12	BOCCOLA CH22 d=M8 S=17 AVP	BUSHING	BAGUE	BUCHSE	CASQUILLO
2	449098	1	BOCCOLA D=12-10,3 d=8,5 S=18 X5CrNi18-10	BUSHING	BAGUE	BUCHSE	CASQUILLO
3	221055	2	BOCCOLA D=CH19-G1/4 d=8 S=13,5 AVP	BUSHING	BAGUE	BUCHSE	CASQUILLO
4	443538	6	BOCCOLA FLANGIATA D=23 d=20 L=21,5	FLANGE BEARING	ROULEMENT FLASQUE	LAGER FLANSCH	COJINETE BRIDA
5	449122	1	CORPO BASAMENTO MXL 2018 75 SILVER	BRUSH BASE	EMBASE DE BROSSE	BÜRSTENGESTELL	BANCADA CEPILLO
6	415901	2	DADO M6 AUTOBL. UNI 7474 INOX	NUT	ECROU	MUTTER	TUERCA
7	409088	1	DADO M8 AUTOBL. UNI 7473 A2	LOCK NUT	ECROU AUTOBLOQUANT	STOPMUTTER	TUERCA AUTOBLOCANTE
8	442057	1	DISTRIBUTORE BASAMENTO BISPAZZOLA	DISTRIBUTOR	DISTRIBUTEUR	VERTEILER	DISTRIBUIDOR
9	407887	1	ELETTROVALVOLA COMPLETA 24V 1/2" ACL 3	SOLENOID VALVE	ELECTROVANNE	MAGNETVENTIL	ELETTROVALVULA
10	410274	2	FASCETTA PLASTICA 2.5x98	CLAMP	COLLIER	BRIDE	ABRAZADERA
11	449101	6	FASCETTA SCATTO HERBIE HCL-G Ø16,9-19,1	CLAMP	COLLIER	BRIDE	ABRAZADERA
12	438569	1	FLANGIA BASAMENTO FILETTATA M18x1,5 DX	FLANGE	FLASQUE	FLANSCH	BRIDA
13	219082	1	FLANGIA BASAMENTO Ø610 FILETTATA SX	FLANGE	FLASQUE	FLANSCH	BRIDA
14	410442	1	GHIERA 1/2"	RING NUT	EMBOUT	STOPMUTTER	TUERCA ANULAR
15	400255	2	GIUNTO ELASTICO D=115 S=11 GOMMA 4 TELE	JOINT	ATTACHE	SCHLOSS	JUNTA
16	408595	1	GUARNIZIONE OR 3056	GASKET	JOINT	DICHTUNG	JUNTA
17	408124	2	MOLLA BLOCCAGGIO SPAZZOLA	SPRING	RESSORT	FEDER	RESORTE
18	210212	2	MOLLA COMPRESSIONE 10.5x1x50	SPRING	RESSORT	FEDER	RESORTE
19	223444	1	MOTORID. 24V 500W 140RPM DX CON MOLEX	GEARED MOTOR ASSEMBLY	MOTO-REDUCTEUR COMPLET	GETRIEBEMOTOR KOMPLETT	MOTORREDUCTOR COMPLETO
20	223301	1	MOTORID. 24V 500W 140RPM SX CON MOLEX	GEARED MOTOR ASSEMBLY	MOTO-REDUCTEUR COMPLET	GETRIEBEMOTOR KOMPLETT	MOTORREDUCTOR COMPLETO
21	205990	2	PIATTO PORTASPAZZOLA D=253	BRUSH PLATE	PLATEAU DE BROSSE	BÜRSTENTRÄGER	PLATO PORTACEPILLO
22	416156	2	POMELLO A SFERA D.32 M8	KNOB	POMMEAU	RENDELSCHRAUBE	POMO
23	410349	1	PORTAGOMMA A GOMITO 3/8"x12-13	CONNECTOR	RACCORD	SCHLAUCHANSCHLUSS	EMPALME TUBO DE GOMA
24	400167	6	RONDELLA 8,2x32x4	WASHER	RONDELLE	UNTERLAGSCHEIBE	ARANDELA
25	438931	2	RONDELLA SPECIALE 18 x 35 S=5 INOX	WASHER	RONDELLE	UNTERLAGSCHEIBE	ARANDELA
26	400667	1	ROSETTA 18x30x3 NYLON	WASHER	RONDELLE	UNTERLAGSCHEIBE	ARANDELA
27	409230	1	ROSETTA 21x37x3 UNI 6592 ZINC	WASHER	RONDELLE	UNTERLAGSCHEIBE	ARANDELA
28	409161	2	ROSETTA 6,6x18x2 UNI 6593 A2	WASHER	RONDELLE	SCHEIBE	ARANDELA
29	409170	2	ROSETTA 6x24x2 UNI 6593 A2	WASHER	RONDELLE	UNTERLEGSCHIEBE	ARANDELA
30	409175	6	ROSETTA 8x17x1,6 UNI 6592 ZINC.	WASHER	RONDELLE	UNTERLAGSCHEIBE	ARANDELA
31	409177	5	ROSETTA 8x17x1.6 UNI 6592 A2	WASHER	RONDELLE	SCHEIBE	ARANDELA

CR-01A PREM. BASAMENTO L=764mm L=30in (VER. RAL9006)

01A

POS	CODICE	QTA	DESCRIZIONE	DESCRIPTION	DESIGNATION	BEZEICHNUNG	DESCRIPCION
32	409179	12	ROSETTA 9x24x2,5 UNI 6593 ZINC	WASHER	RONDELLE	UNTERLAGSCHEIBE	ARANDELA
33	409164	2	ROSETTA GROWER 6x2,5x1,8 ASA B27 ZINC	LOCK WASHER	RONDELLE FREIN	ZAHNSCHEIBE	ARANDELLA DENTADA
34	415946	6	ROSETTA M8 GROWER UNI 1751	LOCK WASHER	RONDELLE FREIN	ZAHNSCHEIBE	ARANDELLA DENTADA
35	216281	1	STAFFA FISSAGGIO FILTRO MAXIMA 2008	SUPPORT	ATTAQUE	HALTERUNG	SOPORTE FIJADOR
36	450004	1	STAFFA SOLL. BASAMENTO DX MXL 2018 2SP	SUPPORT	ATTAQUE	HALTERUNG	SOPORTE FIJADOR
37	443081	1	STAFFA SOLL. BASAMENTO SX VERSA 65 BT	SUPPORT	ATTAQUE	HALTERUNG	SOPORTE
38	410409	1	TAPPO FEMMINA 1/2" - PLASTICA	CAP	CAPUCHON	KAPPE	TAPON
39	213251	2	TUBO D=8 d=5 L=105 VITREO	PIPE	TUBE	ROHR	TUBO
40	228417	2	TUBO DIAM. D=12 d=8 L=330 PVC VITREO	PIPE	TUBE	ROHR	TUBO
41	228419	1	TUBO SPIRALATO D=12 L=220	PIPE	TUBE	ROHR	TUBO
42	407658	2	VITE M6X10 TE UNI 5739 A2	SCREW	VIS	SCHRAUBE	TORNILLO
43	407667	2	VITE M6x20 TE UNI 5739 A2	SCREW	VIS	SCHRAUBE	TORNILLO
44	408967	8	VITE M6x20 TPSEI UNI 5933 A2	SCREW	VIS	SCHRAUBE	TORNILLO
45	408686	2	VITE M8X70 TE UNI 5737 FP ZINC	SCREW	VIS	SCHRAUBE	TORNILLO
46	408671	1	VITE M8x20 TE UNI 5739 A2	SCREW	VIS	SCHRAUBE	TORNILLO
47	408675	4	VITE M8x25 TE UNI5739 A2	SCREW	VIS	SCHRAUBE	TORNILLO
48	408676	12	VITE M8x30 TE UNI 5739 ZINC	SCREW	VIS	SCHRAUBE	TORNILLO
49	409187	4	ROSETTA GROWER 8x13x2,2 A2	WASHER	RONDELLE	UNTERLAGSCHEIBE	ARANDELA
50	409087	4	DADO M8 AUTOBL. UNI 7474 INOX BASSO	LOCK NUT	ECROU AUTOFREINES	SICHERUNGSMUTTER	TUERCA AUTOBLOCANTE

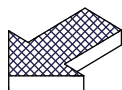
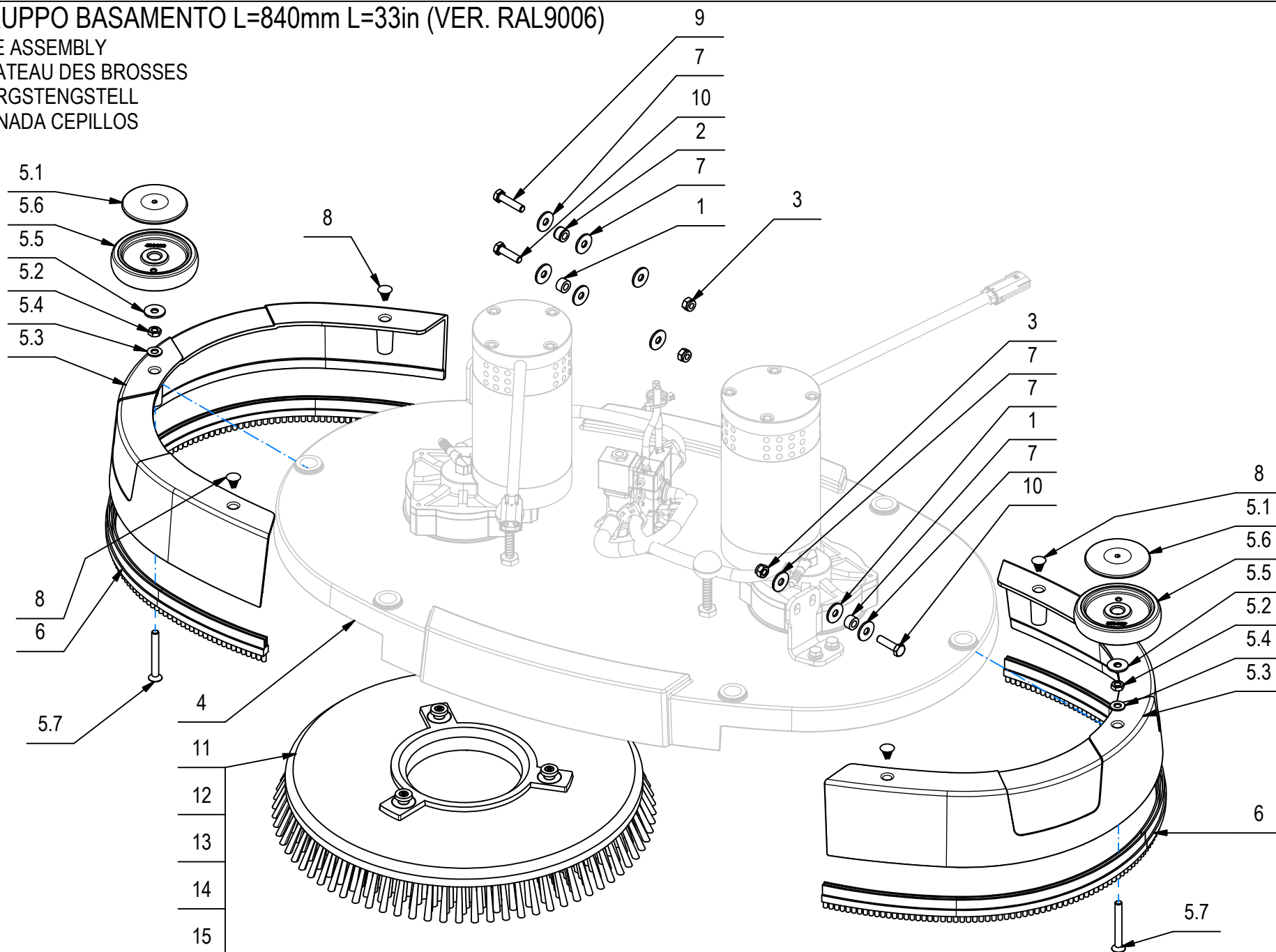
CR-01 GRUPPO BASAMENTO L=840mm L=33in (VER. RAL9006)

BRUSH BASE ASSEMBLY

GROUPE PLATEAU DES BROSSES

GRUPPE BURGSTENGSTELL

GRUPPO BANADA CEPILLOS



CR-01 GRUPPO BASAMENTO L=840mm L=33in (VER. RAL9006)

01

POS	CODICE	QTA	DESCRIZIONE	DESCRIPTION	DESIGNATION	BEZEICHNUNG	DESCRIPCION
1	408018	2	BOCCOLA D=14,9 d=8 S=8,5 OT58	BUSHING	BAGUE	BUCHSE	CASQUILLO
2	408020	1	BOCCOLA D=15 d=8 S=10,5 OT58	BUSHING	BAGUE	BUCHSE	CASQUILLO
3	409085	3	DADO M8x8.5 AUTOBL. UNI 7474 ZINC	LOCK NUT	ECROU AUTOFREINES	SICHERUNGSMUTTER	TUERCA AUTOBLOCANTE
4	228424	1	PREM. BASAMENTO MXL 2018 85 LS SILVER	PREASSEMBLY BASE BRUSHES	PREMONTAGE BROSSES DE BASE	VERMONTAGE BASE BRUSHES	PREMONTAJE CEPILLOS BASE
5	228425	2	PREM. PARASPRUZZI MXL 85 SILVER	ASSEMBLY SKIRT	ASSEMBLEE JUPE	ASSEMBLY SKIRT	ASAMBLEA FALDA
5.1	436119	1	BOCCOLA	BUSHING	BAGUE	BUCHSE	CASQUILLO
5.2	409054	1	DADO M8x5 UNI 5589 ZINC	NUT	ECROU	MUTTER	TUERCA
5.3	449125	1	PARASPRUZZI LAT. BASAMENTO	SPLASH GUARD	BAVETTE DE PROTECTION	SPRITZGARD	PARASALPICADURAS
5.4	409175	1	ROSETTA 8x17x1,6 UNI 6592 ZINC.	WASHER	RONDELLE	UNTERLAGSCHEIBE	ARANDELA
5.5	409179	1	ROSETTA 9x24x2,5 UNI 6593 ZINC	WASHER	RONDELLE	UNTERLAGSCHEIBE	ARANDELA
5.6	436120	1	RUOTINA PARACOLPI BASAMENTO D=100 H=20	BUMPER	BUTEE	PUFFER	PARACHOQUES
5.7	451539	1	VITE M8X65 TPSCE UNI 5933 A2	SCREW	VIS	SCHRAUBE	TORNILLO
6	228426	2	PROFILO LAT BASAMENTO MXL 85 L=835	SPLASH GUARD	BAVETTE DE PROTECTION	SPRITZGARD	OARASALPICADURAS
7	409179	9	ROSETTA 9x24x2,5 UNI 6593 ZINC	WASHER	RONDELLE	UNTERLAGSCHEIBE	ARANDELA
8	424050	4	TAPPO PER FORI VARIABILI D=8,5-14,5	CAP	CAPUCHON	KAPPE	TAPON
9	408678	1	VITE M8X35 TE UNI 5739 ZINC	SCREW	VIS	SCHRAUBE	TORNILLO
10	408676	2	VITE M8x30 TE UNI 5739 ZINC	SCREW	VIS	SCHRAUBE	TORNILLO
11	421819	2	DISCO TRASC.D.430 C.LOCK	PAD HOLDER	DISQUE ENTRAÎNEUR	TREIBTELLERS	DISCO DE ARRASTRE
12	405562	2	SPAZZOLA D=430 PPL	BRUSH	BROSSE	BURSTE	CEPILLO
13	405564	2	SPAZZOLA D=430 PPL d=0,9 (PPL NERO)	BRUSH	BROSSE	BÜRSTE	CEPILLO
14	405563	2	SPAZZOLA D=430 PPL d=0,6 (PPL BIANCO)	BRUSH	BROSSE	BÜRSTE	CEPILLO
15	405565	2	SPAZZOLA D=430 TYNEX d=1	BRUSH	BROSSE	BÜRSTE	CEPILLO

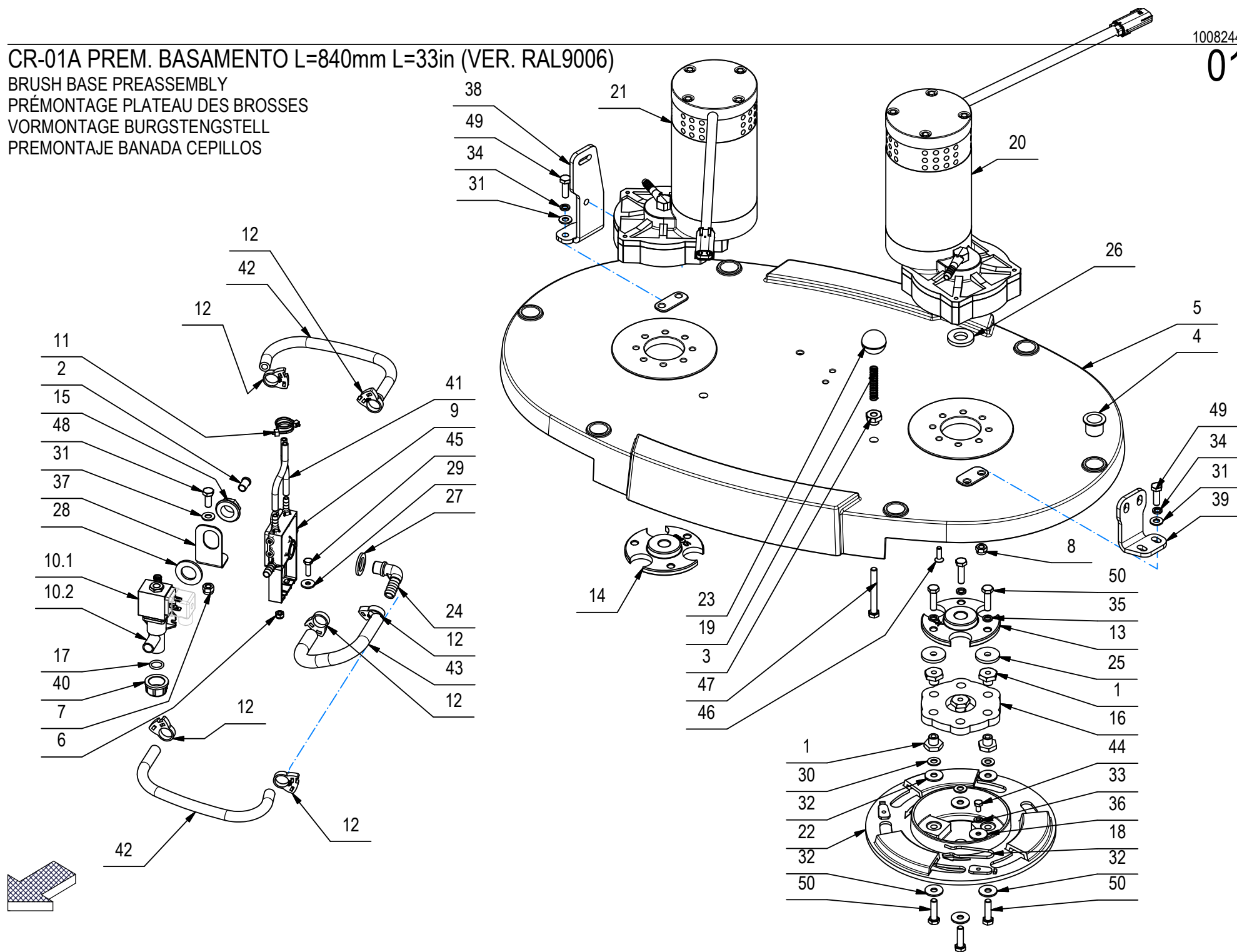
CR-01A PREM. BASAMENTO L=840mm L=33in (VER. RAL9006)

BRUSH BASE PREASSEMBLY

PRÉMONTAGE PLATEAU DES BROSSES

VORMONTAGE BURGSTENGSTELL

PREMONTAJE BANADA CEPILLOS



CR-01A PREM. BASAMENTO L=840mm L=33in (VER. RAL9006)

01A

POS	CODICE	QTA	DESCRIZIONE	DESCRIPTION	DESIGNATION	BEZEICHNUNG	DESCRIPCION
1	202467	12	BOCCOLA CH22 d=M8 S=17 AVP	BUSHING	BAGUE	BUCHSE	CASQUILLO
2	449098	1	BOCCOLA D=12-10,3 d=8,5 S=18 X5CrNi18-10	BUSHING	BAGUE	BUCHSE	CASQUILLO
3	221055	2	BOCCOLA D=CH19-G1/4 d=8 S=13,5 AVP	BUSHING	BAGUE	BUCHSE	CASQUILLO
4	443538	6	BOCCOLA FLANGIATA D=23 d=20 L=21,5	FLANGE BEARING	ROULEMENT FLASQUE	LAGER FLANSCH	COJINETE BRIDA
5	449124	1	CORPO BASAMENTO MXL 2018 85 SILVER	BRUSHES BASE	EMBASE DES BROSSES	BÜRSTENGESTELL	BANCADA CEPILLOS
6	415901	2	DADO M6 AUTOBL. UNI 7474 INOX	NUT	ECROU	MUTTER	TUERCA
7	409088	1	DADO M8 AUTOBL. UNI 7473 A2	LOCK NUT	ECROU AUTOBLOQUANT	STOPMUTTER	TUERCA AUTOBLOCANTE
8	409087	4	DADO M8 AUTOBL. UNI 7474 INOX BASSO	LOCK NUT	ECROU AUTOFREINES	SICHERUNGSMUTTER	TUERCA AUTOBLOCANTE
9	442057	1	DISTRIBUTORE BASAMENTO BISPAZZOLA	DISTRIBUTOR	DISTRIBUTEUR	VERTEILER	DISTRIBUIDOR
10	407887	1	ELETTROVALVOLA COMPLETA 24V 1/2" ACL 3	SOLENOID VALVE	ELECTROVANNE	MAGNETVENTIL	ELETTROVALVULA
10.1	407866	1	BOBINA 24V 1/2 (PER ACL 407887)	COIL	BOBINE	SPULE	BOBINA
10.2	407859	1	CORPO ELETTROVALVOLA 1/2- V.24/36 (ACL)	SOLENOID VALVE BODY	CORPS D#ELECTROVANNE	KÖRPER MAGNETVENTIL	CUERPO ELECTROVALVULA
11	410274	2	FASCETTA PLASTICA 2.5x98	CLAMP	COLLIER	BRIDE	ABRAZADERA
12	449101	6	FASCETTA SCATTO HERBIE HCL-G Ø16,9-19,1	CLAMP	COLLIER	BRIDE	ABRAZADERA
13	438569	1	FLANGIA BASAMENTO FILETTATA M18x1,5 DX	FLANGE	FLASQUE	FLANSCH	BRIDA
14	219082	1	FLANGIA BASAMENTO Ø610 FILETTATA SX	FLANGE	FLASQUE	FLANSCH	BRIDA
15	410442	1	GHIERA 1/2"	RING NUT	EMBOUT	STOPMUTTER	TUERCA ANULAR
16	400255	2	GIUNTO ELASTICO D=115 S=11 GOMMA 4 TELE	JOINT	ATTACHE	SCHLOSS	JUNTA
17	408595	1	GUARNIZIONE OR 3056	GASKET	JOINT	DICHTUNG	JUNTA
18	408124	2	MOLLA BLOCCAGGIO SPAZZOLA	SPRING	RESSORT	FEDER	RESORTE
19	210212	2	MOLLA COMPRESSIONE 10.5x1x50	SPRING	RESSORT	FEDER	RESORTE
20	223444	1	MOTORID. 24V 500W 140RPM DX CON MOLEX	GEARED MOTOR ASSEMBLY	MOTO-REDUCTEUR COMPLET	GETRIEBEMOTOR KOMPLETT	MOTORREDUCTOR COMPLETO
20.1	436411	1	CONNETTORE MOLEX MX150L FEM. 19433-0013	CONNECTOR FEMALE	CONNECTEUR FEMELLE	STECKER OHNE ZAPFEN	CONECTOR HEMBRA
20.2	414378	1	GUAINA D.12,7x300 TERMOR.	SHEATH	GAINE	SCHUTZMANTEL	VAINA
20.3	438563	1	MOTORID. 24V 500W 140RPM ALBERO FIL. DX	GEARED MOTOR ASSEMBLY	MOTO-REDUCTEUR COMPLET	GETRIEBEMOTOR KOMPLETT	MOTORREDUCTOR COMPLETO
20.4	436413	2	TERMINALE MOLEX MX150L MAS. 19431-0001	CONTACT	CONTACT	KONTAKT	CONTACTO
21	223301	1	MOTORID. 24V 500W 140RPM SX CON MOLEX	GEARED MOTOR ASSEMBLY	MOTO-REDUCTEUR COMPLET	GETRIEBEMOTOR KOMPLETT	MOTORREDUCTOR COMPLETO
21.1	436411	1	CONNETTORE MOLEX MX150L FEM. 19433-0013	CONNECTOR FEMALE	CONNECTEUR FEMELLE	STECKER OHNE ZAPFEN	CONECTOR HEMBRA
21.2	414378	1	GUAINA D.12,7x300 TERMOR.	SHEATH	GAINE	SCHUTZMANTEL	VAINA
21.3	438300	1	MOTORID. 24V 500W 140RPM ALBERO FIL. SX	GEARED MOTOR ASSEMBLY	MOTO-REDUCTEUR COMPLET	GETRIEBEMOTOR KOMPLETT	MOTORREDUCTOR COMPLETO
21.4	436413	2	TERMINALE MOLEX MX150L MAS. 19431-0001	CONTACT	CONTACT	KONTAKT	CONTACTO

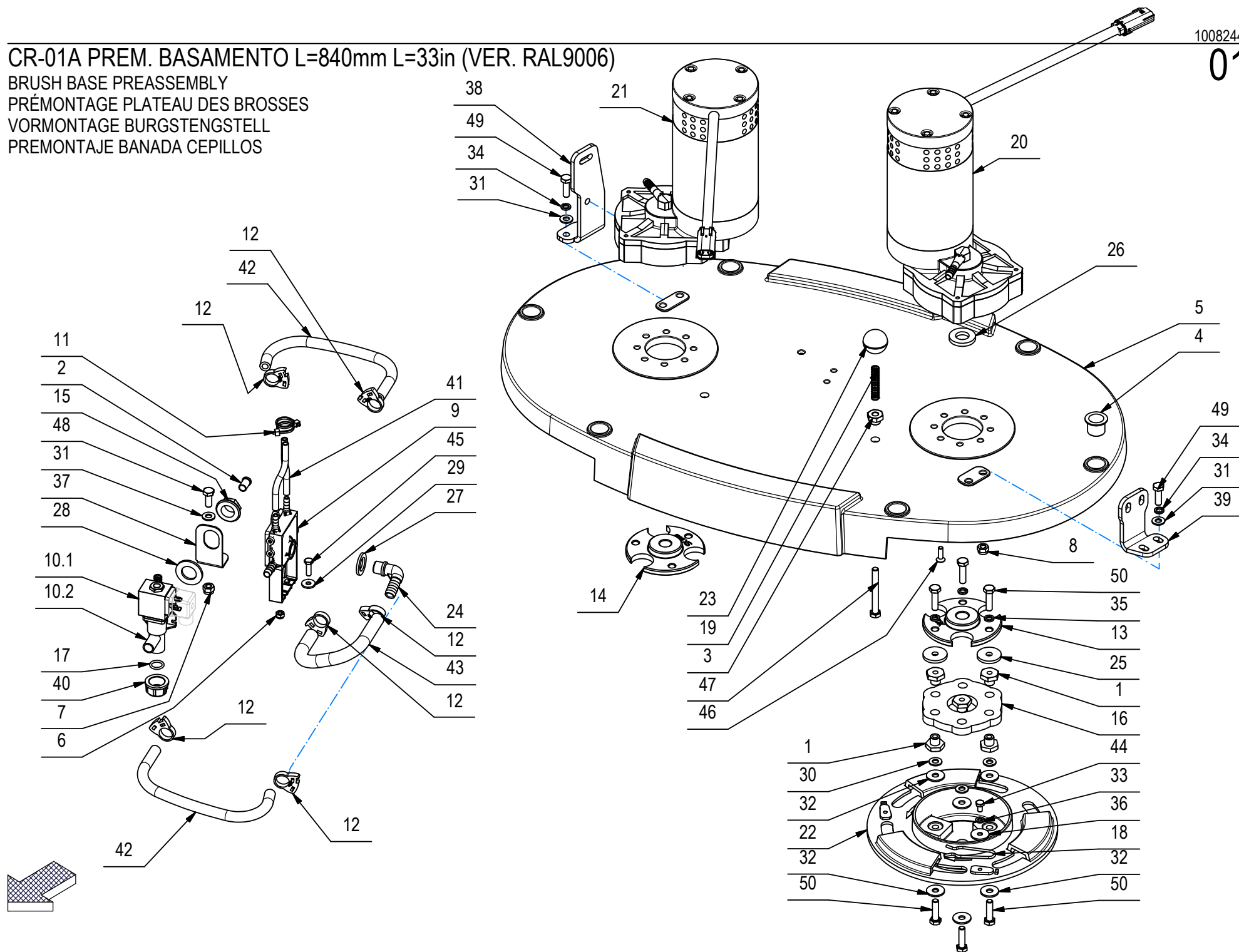
CR-01A PREM. BASAMENTO L=840mm L=33in (VER. RAL9006)

BRUSH BASE PREASSEMBLY

PRÉMONTAGE PLATEAU DES BROSSES

VORMONTAGE BURGSTENGSTELL

PREMONTAJE BANADA CEPILLOS



CR-01A PREM. BASAMENTO L=840mm L=33in (VER. RAL9006)

01A

POS	CODICE	QTA	DESCRIZIONE	DESCRIPTION	DESIGNATION	BEZEICHNUNG	DESCRIPCION
22	205990	2	PIATTO PORTASPAZZOLA D=253	BRUSH PLATE	PLATEAU DE BROSE	BÜRSTENTRÄGER	PLATO PORTACEPILLO
23	416156	2	POMELLO A SFERA D.32 M8	KNOB	POMMEAU	RENDELSCHRAUBE	POMO
24	410349	1	PORTAGOMMA A GOMITO 3/8"x12-13	CONNECTOR	RACCORD	SCHLAUCHANSCHLUSS	EMPALME TUBO DE GOMA
25	400167	6	RONDELLA 8,2x32x4	WASHER	RONDELLE	UNTERLAGSCHEIBE	ARANDELA
26	438931	2	RONDELLA SPECIALE 18 x 35 S=5 INOX	SPECIAL WASHER	RONDELLE SPECIALE	UNTERLAGSCHEIBE SPEZIAL	ARANDELA ESPECIAL
27	400667	1	ROSETTA 18x30x3 NYLON	WASHER	RONDELLE	UNTERLAGSCHEIBE	ARANDELA
28	409230	1	ROSETTA 21x37x3 UNI 6592 ZINC	WASHER	RONDELLE	UNTERLAGSCHEIBE	ARANDELA
29	409161	2	ROSETTA 6,6x18x2 UNI 6593 A2	WASHER	RONDELLE	SCHEIBE	ARANDELA
30	409175	6	ROSETTA 8x17x1,6 UNI 6592 ZINC.	WASHER	RONDELLE	UNTERLAGSCHEIBE	ARANDELA
31	409177	5	ROSETTA 8x17x1.6 UNI 6592 A2	WASHER	RONDELLE	SCHEIBE	ARANDELA
32	409179	12	ROSETTA 9x24x2,5 UNI 6593 ZINC	WASHER	RONDELLE	UNTERLAGSCHEIBE	ARANDELA
33	409164	2	ROSETTA GROWER 6x2,5x1,8 ASA B27 ZINC	LOCK WASHER	RONDELLE FREIN	ZAHNSCHEIBE	ARANDELLA DENTADA
34	409187	4	ROSETTA GROWER 8x13x2,2 A2	WASHER	RONDELLE	UNTERLAGSCHEIBE	ARANDELA
35	415946	6	ROSETTA M8 GROWER UNI 1751	LOCK WASHER	RONDELLE FREIN	ZAHNSCHEIBE	ARANDELLA DENTADA
36	409170	2	ROSETTA 6x24x2 UNI 6593 A2	WASHER	RONDELLE	UNTERLEGSCHIEBE	ARANDELA
37	216281	1	STAFFA FISSAGGIO FILTRO MAXIMA 2008	SUPPORT	ATTAQUE	HALTERUNG	SOPORTE FIJADOR
38	450004	1	STAFFA SOLL. BASAMENTO DX MXL 2018 2SP	SUPPORT	ATTAQUE	HALTERUNG	SOPORTE FIJADOR
39	443081	1	STAFFA SOLL. BASAMENTO SX VERSA 65 BT	SUPPORT	ATTAQUE	HALTERUNG	SOPORTE
40	410409	1	TAPPO FEMMINA 1/2" - PLASTICA	CAP	CAPUCHON	KAPPE	TAPON
41	213251	2	TUBO D=8 d=5 L=105 VITREO	PIPE	TUBE	ROHR	TUBO
42	228418	2	TUBO DIAM. D=12 d=8 L=330 PVC VITREO	PIPE	TUBE	ROHR	TUBO
43	228419	1	TUBO SPIRALATO D=12 L=220	PIPE	TUBE	ROHR	TUBO
44	407658	2	VITE M6X10 TE UNI 5739 A2	SCREW	VIS	SCHRAUBE	TORNILLO
45	407667	2	VITE M6x20 TE UNI 5739 A2	SCREW	VIS	SCHRAUBE	TORNILLO
46	408967	8	VITE M6x20 TPSEI UNI 5933 A2	SCREW	VIS	SCHRAUBE	TORNILLO
47	408686	2	VITE M8X70 TE UNI 5737 FP ZINC	SCREW	VIS	SCHRAUBE	TORNILLO
48	408671	1	VITE M8x20 TE UNI 5739 A2	SCREW	VIS	SCHRAUBE	TORNILLO
49	408675	4	VITE M8x25 TE UNI5739 A2	SCREW	VIS	SCHRAUBE	TORNILLO
50	408676	12	VITE M8x30 TE UNI 5739 ZINC	SCREW	VIS	SCHRAUBE	TORNILLO

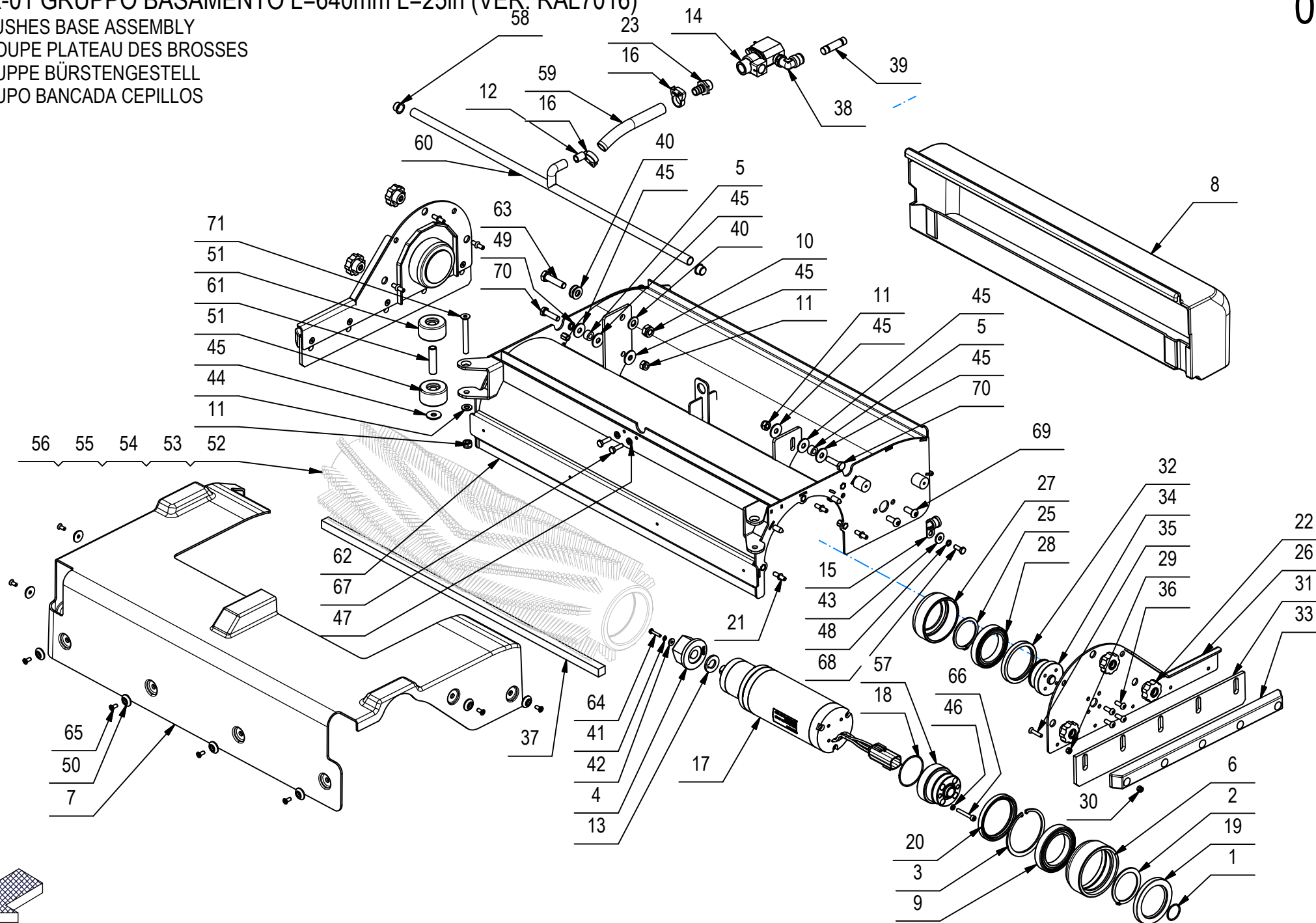
CR-01 GRUPPO BASAMENTO L=640mm L=25in (VER. RAL7016)

BRUSHES BASE ASSEMBLY

GROUPE PLATEAU DES BROSSES

GRUPPE BÜRSTENGESTELL

GRUPO BANCADA CEPILLOS



CR-01 GRUPPO BASAMENTO L=640mm L=25in (VER. RAL7016)

POS	CODICE	QTA	DESCRIZIONE	DESCRIPTION	DESIGNATION	BEZEICHNUNG	DESCRIPCION
1	422611	2	ANELLO DI TENUTA O-RING 2100 1,78x25,12	O-RING	JOINT	O-RING	JUNTA ANULAR
2	437893	2	ANELLO ELASTICO D=55 UNI 7435	STOP RING	BAGUE D#ARRET	STOPRING	ANILLO DE PARADA
3	448000	2	ANELLO UNI 7437 - 80	STOP RING	BAGUE D'ARRET	STOPRING	ANILLO DE PARADA
4	443832	2	ATTACCO PENTAGONO MOTORE MMG 2016 BS	COUPLING	ATTAQUE	KUPPLUNG	ACOPLAMIENTO
5	408018	2	BOCCOLA D=14,9 d=8 S=8,5 OT58	BUSHING	BAGUE	BUCHSE	CASQUILLO
6	448001	2	CARTER CUSCINETTO MOTORE MMG 2016 BS	BEARING PROTECTION	PROTECTION DE PALIER	LAGERSCHUTZ	PROTECCIÓN DE RODAMIENTO
7	449506	1	CARTER MXL 2018 70 BTS RAL 7016	COVER	CARTER	ABDECKUNG	CARTER
8	449148	1	CASSETTO RACCOLTA MXL 2018 BS	HOPPER	BAC A DECHETS	SCHMUTZBEHÄLTER	CAJON DE RECOLECCION
9	447994	2	CUSCINETTO 61911-2RZ 55x80x13	BEARING	ROULEMENT	LAGER	COJINETE
10	409090	1	DADO M10x10 AUTOBL. UNI 7474 ZINC	LOCK NUT	ECROU AUTOFREINES	SICHERUNGSMUTTER	TUERCA AUTOBLOCANTE
11	409085	4	DADO M8x8.5 AUTOBL. UNI 7474 ZINC	LOCK NUT	ECROU AUTOFREINES	SICHERUNGSMUTTER	TUERCA AUTOBLOCANTE
12	427680	1	DISTANZIALE D=12 d=8,4 S=16 NYLON	SPACER	ENTRETOISE	DISTANZHÜLSE	DISTANCIADOR
13	443831	2	DISTANZIALE D=29,5 d=15,1 S=3 LINGUETTA	SPACER	ENTRETOISE	DISTANZHÜLSE	DISTANCIADOR
14	414646	1	ELETTRORVALVOLA COMPLETA 24V CON CORPO	SOLENOID VALVE	ELECTROVANNE	MAGNETVENTIL	ELECTROVALVULA
15	416178	2	FASCETTA FERMAGUAINA D=12	CLAMP	COLLIER	BRIDE	ABRAZADERA
16	449101	2	FASCETTA SCATTO HERBIE HCL-G Ø16,9-19,1	CLAMP	COLLIER	BRIDE	ABRAZADERA
17	226572	2	MOTORID. BRUSHL. CILIN. 24V 450W + MOLEX	GEARED MOTOR ASSEMBLY	MOTO-REDUCTEUR COMPLET	GETRIEBEMOTOR KOMPLETT	MOTORREDUCTOR COMPLETO
18	448006	2	O-RING 2200 50,52x1,78 NBR	O-RING	JOINT TORIQUE	O-RING	JUNTA TORICA
19	447999	2	PARAOILIO 55x80x8 DIN3760 "A" NBR	OIL SEAL	JOINT PAULSTRA	SIMMERING	ARO RASCADOR DE ACEITE
20	447998	2	PARAOILIO 65x80x8 DIN3760 "A" NBR	OIL SEAL	JOINT PAULSTRA	SIMMERING	ARO RASCADOR DE ACEITE
21	443235	6	PERNO CHIUSURA TUNNEL SPAZZ. MMG 2016	PIN	AXE	BOLZEN	PERNO
22	410226	6	POMELLO VBA-35 M6 F.P.	KNOB	POMMEAU	RENDELSCHRAUBE	POMO
23	410376	1	PORTAGOMMA DIRITTO 3/8" M D12	CONNECTOR	RACCORD	SCHLAUCHANSCHLUSS	EMPALME TUBO DE GOMA
24	228712	2	PREM. CARTER CHIU.S.TUNNEL MXL 2018 BTS	COVER	CARTER	ABDECKUNG	CARTER
25	443225	1	ANELLO SEEGER E 50 x 2,15 - DIN 471 - A2	SEEGER RING	SERRE CLIPS	SEEGERRING	ANILLO SEEGER
26	443230	1	CARTER CHIUSURA TUNNEL MMG 2016 BS	COVER	CARTER	ABDECKUNG	CARTER
27	448002	1	CARTER CUSCINETTO FOLLE MMG 2016 BS	BEARING PROTECTION	PROTECTION DE PALIER	LAGERSCHUTZ	PROTECCIÓN DE RODAMIENTO
28	447995	1	CUSCINETTO 61910-2RZ 50x72x12	BEARING	ROULEMENT	LAGER	COJINETE
29	409037	5	DADO M5x5 UNI 5587 A2	NUT	ECROU	MUTTER	TUERCA
30	409081	5	DADO M5x7 AUTOBL. UNI 7473 A2	LOCK NUT	ECROU AUTOBLOCANT	SICHERUNGSMUTTER	TUERCA AUTOBLOCANTE
31	443821	1	GOMMA PARASPRUZZI TUNNEL SPAZZ. MMG 2016	SIDE RUBBER	BAVETTE LATERALE	SEITENGUMMI	GOMA LATERAL
32	447996	1	PARAOILIO 58x72x8 DIN3760 "A" NBR	OIL SEAL	JOINT PAULSTRA	SIMMERING	ARO RASCADOR DE ACEITE

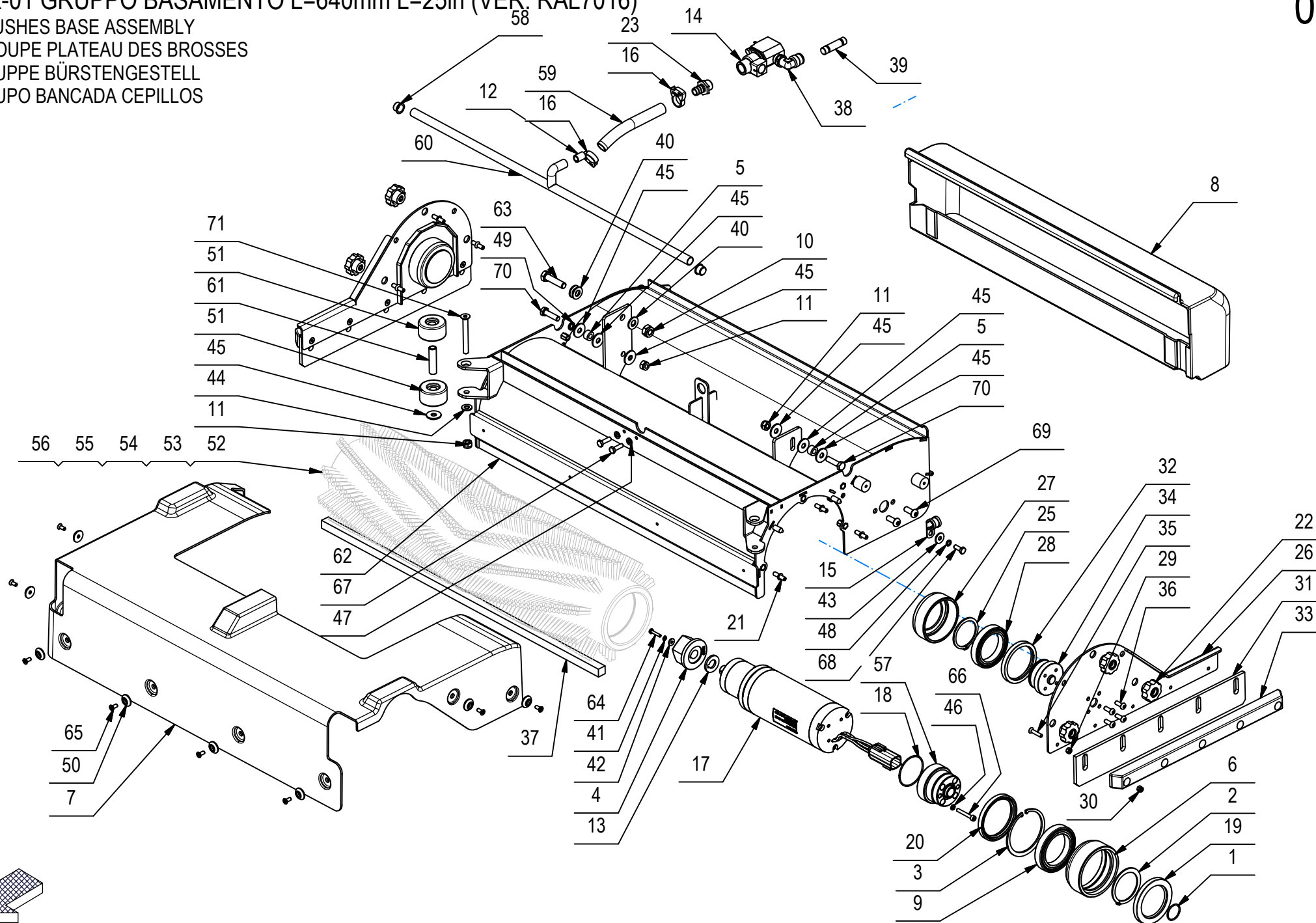
CR-01 GRUPPO BASAMENTO L=640mm L=25in (VER. RAL7016)

BRUSHES BASE ASSEMBLY

GROUPE PLATEAU DES BROSSES

GRUPPE BÜRSTENGESTELL

GRUPO BANCADA CEPILLOS



CR-01 GRUPPO BASAMENTO L=640mm L=25in (VER. RAL7016)

POS	CODICE	QTA	DESCRIZIONE	DESCRIPTION	DESIGNATION	BEZEICHNUNG	DESCRIPCION
33	449566	2	PROTEZIONE LATERALE BAS BTS MXL 2018	PROTECTION	PROTECTION	ABDECKUNG	PROTECCION
34	448009	2	SUPP. CUSCINETTO FOLLE PARAO MMG 2016 BS	SUPPORT	SUPPORT	HALTERUNG	SOPORTE
35	408960	10	VITE M5X25 TPSEI UNI 5933 A2	SCREW	VIS	SCHRAUBE	TORNILLO
36	428317	8	VITE M6x16 TCBEI UNI ISO 7380 A2	SCREW	VIS	SCHRAUBE	TORNILLO
37	229030	1	PROFILO MOUSSE 15X15X660	GASKET	JOINT	DICHTUNG	JUNTA
38	449841	1	RACCORDO A GOMITO CAMOZZI S6520 12-3/8	ELBOW	COUDE	WINKELVERSCHRAUBUNG	RACOR CODO
39	449842	1	RACCORDO A TUBO CAMOZZI 6950 12	FITTING	RACCORD	VERSCHRAUBUNG	RACOR
40	409191	3	ROSETTA 10X21X2 UNI 6592 ZINC	WASHER	RONDELLE	UNTERLAGSCHEIBE	ARANDELA
41	415941	2	ROSETTA 4 UNI1751 ZINC GROWER	LOCK WASHER	RONDELLE FREIN	ZAHNSCHEIBE	ARANDELLA DENTADA
42	409144	2	ROSETTA 4x12x1,5 UNI 6593 ZINC	WASHER	RONDELLE	UNTERLAGSCHEIBE	ARANDELA
43	409161	2	ROSETTA 6,6x18x2 UNI 6593 A2	WASHER	RONDELLE	SCHEIBE	ARANDELA
44	409175	2	ROSETTA 8x17x1,6 UNI 6592 ZINC.	WASHER	RONDELLE	UNTERLAGSCHEIBE	ARANDELA
45	409179	8	ROSETTA 9x24x2,5 UNI 6593 ZINC	WASHER	RONDELLE	UNTERLAGSCHEIBE	ARANDELA
46	409154	8	ROSETTA GROWER 5x1,6 ZINC	WASHER	RONDELLE	UNTERLAGSCHEIBE	ARANDELA
47	409164	2	ROSETTA GROWER 6x2,5x1,8 ASA B27 ZINC	LOCK WASHER	RONDELLE FREIN	ZAHNSCHEIBE	ARANDELLA DENTADA
48	415945	2	ROSETTA M6 UNI 1751 INOX GROWER	WASHER	RONDELLE	UNTERLAGSCHEIBE	ARANDELA
49	415946	1	ROSETTA M8 GROWER UNI 1751	LOCK WASHER	RONDELLE FREIN	ZAHNSCHEIBE	ARANDELLA DENTADA
50	400250	9	ROSETTA SOTTOVITE D=5X20	SPECIAL WASHER	RONDELLE SPECIALE	UNTERLAGSCHEIBE SPEZIAL	ARANDELA ESPECIAL
51	405707	4	RUOTA PARACOLPI D=45 S=25 GRIGIA	WHEEL	ROUE	RAD	RUEDA
52	449785	2	SPAZZOLA CILINDRICA D=180mm L=615mm PPL0,3 (AZZURRA)	CYLINDRICAL BRUSH	BROSSE CYLINDRIQUE	ZENTRALWALZE	CEPILLO CILINDRICO
53	448012	2	SPAZZOLA CILINDRICA D=180mm L=615mm PPL0,6 (BIANCA)	CYLINDRICAL BRUSH	BROSSE CYLINDRIQUE	ZENTRALWALZE	CEPILLO CILINDRICO
54	448013	2	SPAZZOLA CILINDRICA D=180mm L=615mm PPL0,9 (GIALLA)	CYLINDRICAL BRUSH	BROSSE CYLINDRIQUE	ZENTRALWALZE	CEPILLO CILINDRICO
55	449917	2	SPAZZOLA CILINDRICA D=180mm L=615mm TAMPICO	CYLINDRICAL BRUSH	BROSSE CYLINDRIQUE	ZENTRALWALZE	CEPILLO CILINDRICO
56	448014	2	SPAZZOLA CILINDRICA D=180mm L=615mm TYNEX	CYLINDRICAL BRUSH	BROSSE CYLINDRIQUE	ZENTRALWALZE	CEPILLO CILINDRICO
57	448011	2	SUPP. CUSCINETTO MOT. PARAO MMG 2016 BS	SUPPORT	SUPPORT	HALTERUNG	SOPORTE
58	409832	2	TAPPO SALVAFIETTO D=14.5	CAP	CAPUCHON	KAPPE	TAPON
59	202146	1	TUBO D=14 L=140 SPIRALATO	PIPE	TUBE	ROHR	TUBO
60	449568	1	TUBO DISTRIBUTORE ACQUA MXL BTS	PIPE	TUBE	ROHR	TUBO
61	203346	2	TUBO GUIDA RUOTINE PARACOLPI	PIPE	TUBE	ROHR	TUBO
62	449567	1	TUNNEL MXL	BRUSHES BASE	EMBASE DES BROSSES	BÜRSTENGESTELL	BANCADA CEPILLOS

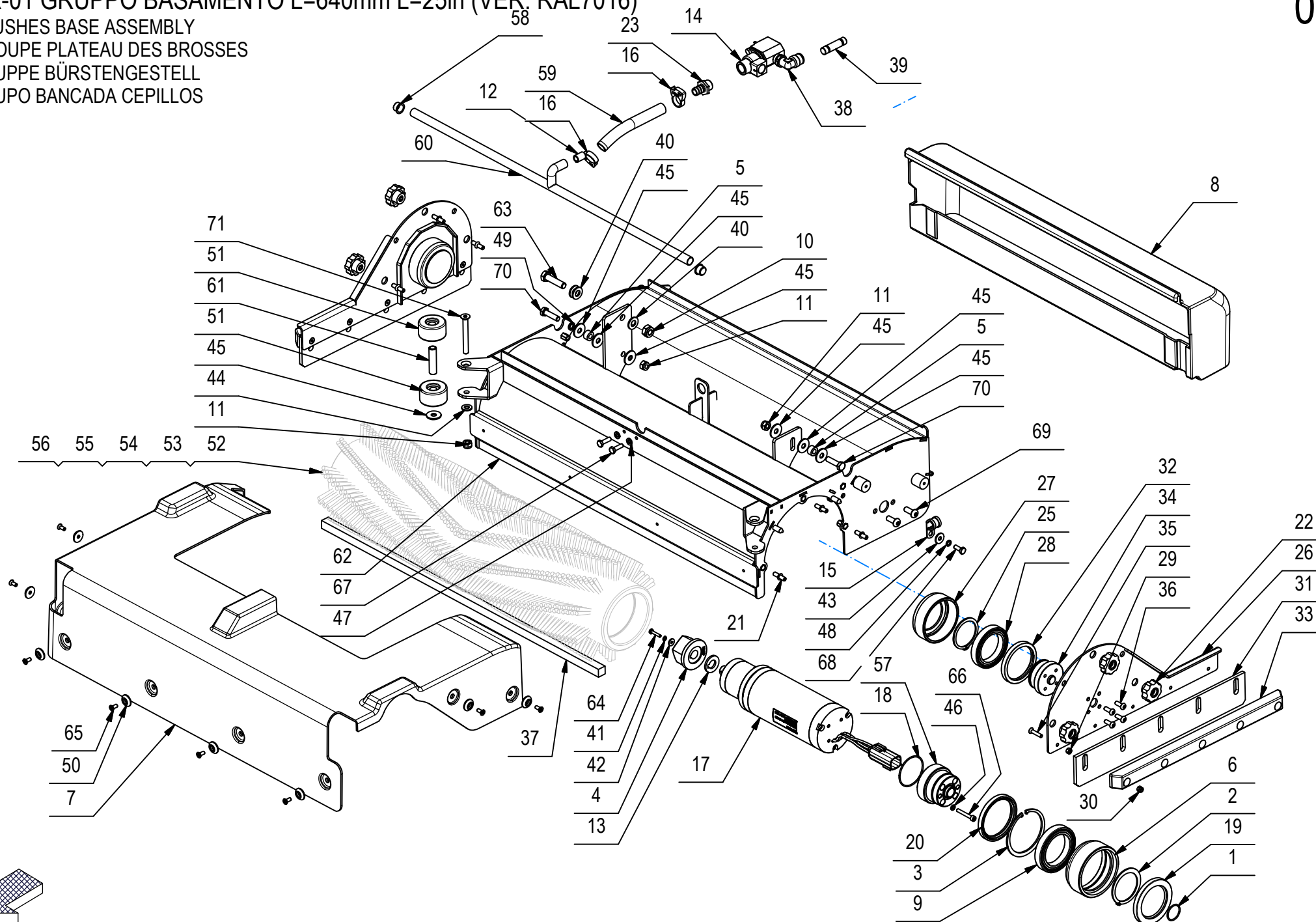
CR-01 GRUPPO BASAMENTO L=640mm L=25in (VER. RAL7016)

BRUSHES BASE ASSEMBLY

GROUPE PLATEAU DES BROSSES

GRUPPE BÜRSTENGESTELL

GRUPO BANCADA CEPILLOS

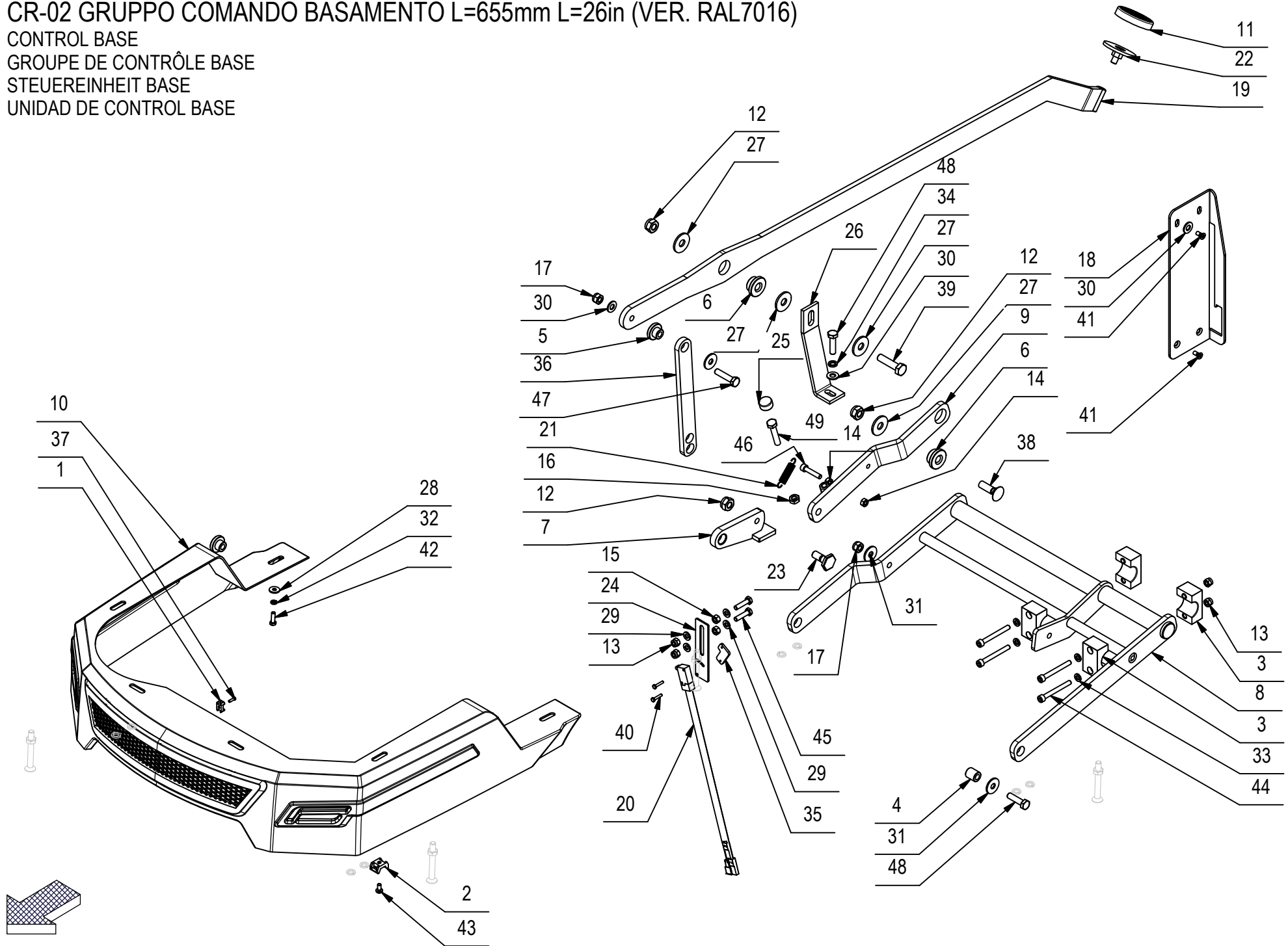


CR-01 GRUPPO BASAMENTO L=640mm L=25in (VER. RAL7016)

01

POS	CODICE	QTA	DESCRIZIONE	DESCRIPTION	DESIGNATION	BEZEICHNUNG	DESCRIPCION
63	408733	1	VITE M10X40 TE UNI 5737 FP	SCREW	VIS	SCHRAUBE	TORNILLO
64	408634	2	VITE M4x20 TE UNI 5739 ZINC	SCREW	VIS	SCHRAUBE	TORNILLO
65	438303	9	VITE M5x12 TSPEI UNI 5933 ZINC. NERO	SCREW	VIS	SCHRAUBE	TORNILLO
66	415759	8	VITE M5x35 TCEI UNI 5931	SCREW	VIS	SCHRAUBE	TORNILLO
67	407666	2	VITE M6X20 TE UNI 5739 ZINC	SCREW	VIS	SCHRAUBE	TORNILLO
68	407664	2	VITE M6x16 TE UNI 5739 A2	SCREW	VIS	SCHRAUBE	TORNILLO
69	425828	4	VITE M8x20 TBEI ISO 7380 A2	SCREW	VIS	SCHRAUBE	TORNILLO
70	408676	2	VITE M8x30 TE UNI 5739 ZINC	SCREW	VIS	SCHRAUBE	TORNILLO
71	408995	2	VITE M8x70 TPSEI UNI 5933 ZINC	SCREW	VIS	SCHRAUBE	TORNILLO

CONTROL BASE
GROUPE DE CONTRÔLE BASE
STEUEREINHEIT BASE
UNIDAD DE CONTROL BASE



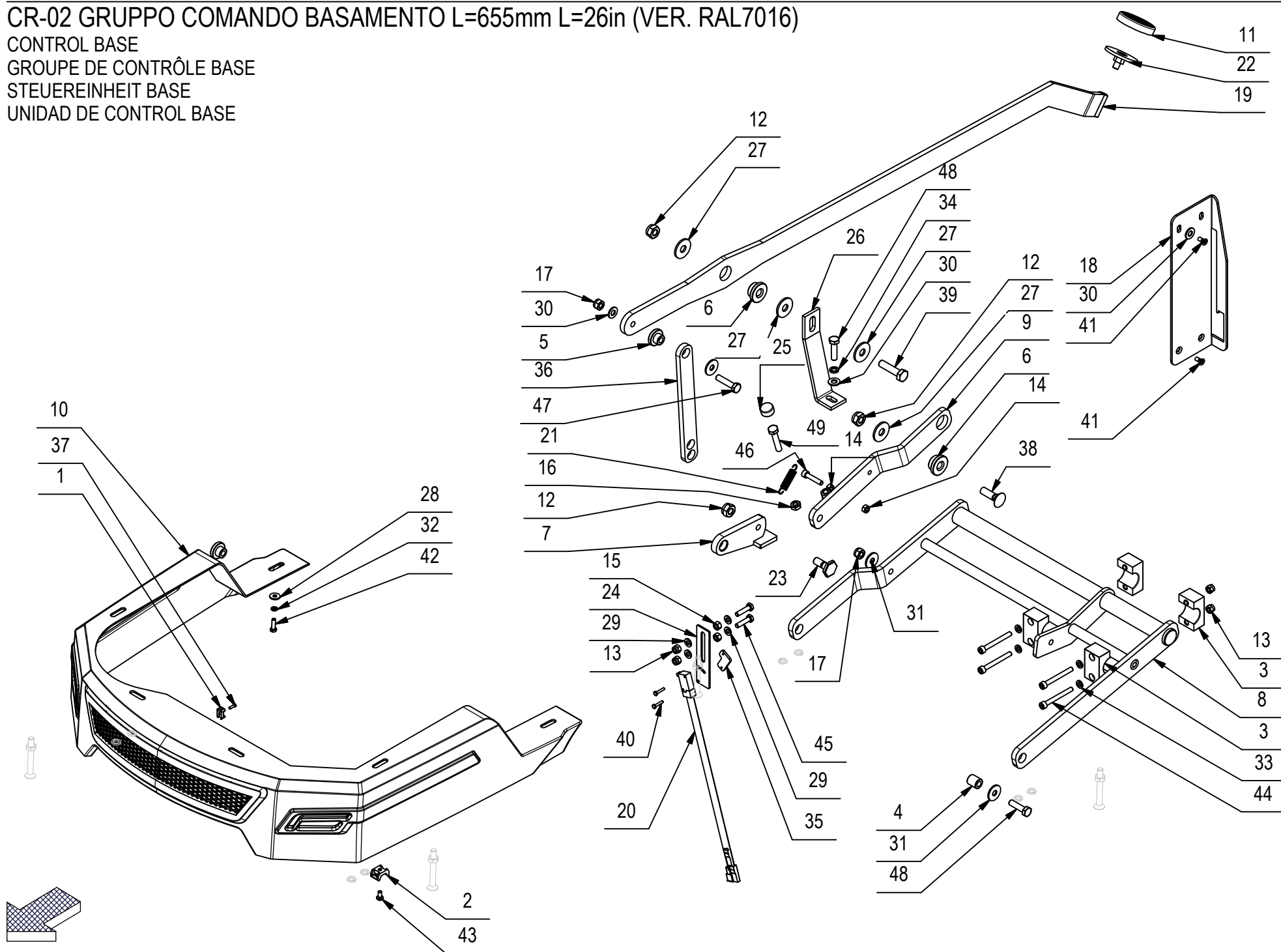
CR-02 GRUPPO COMANDO BASAMENTO L=655mm L=26in (VER. RAL7016)

POS	CODICE	QTA	DESCRIZIONE	DESCRIPTION	DESIGNATION	BEZEICHNUNG	DESCRIPCION
1	416073	3	BASETTA FISSACAVO BIANCA	SUPPORT PLATE	PLAQUE SUPPORT	STÜTZPLATTE	PLACA SOPORTE
2	409819	1	BASETTA TC 142 PER FASCETTE	SUPPORT PLATE	PLAQUE SUPPORT	STÜTZPLATTE	PLACA SOPORTE
3	448743	6	BLOCCETTO PER ROTAZIONE ALBERO D.25	BLOCK	PETIT BLOC	ARRETIERUNG	BLOQUE
4	449163	1	BOCCOLA D=14,9 D=8,25 S=17 OT58	BUSHING	BAGUE	BUCHSE	CASQUILLO
5	449872	1	BOCCOLA D=25 D=15 d=8,1 S=13.5 OT58	BUSHING	BAGUE	BUCHSE	CASQUILLO
6	449167	2	BOCCOLA D=30 D=22 d=10,2 S=13 OT58	BUSHING	BAGUE	BUCHSE	CASQUILLO
7	449168	1	BRACCIO ANT. TERZO PUNTO MXL 2018 65BT	ARM	BRAS	ARM	BRAZO
8	449180	1	BRACCIO SOLL. BAS. MXL 2018 65BT	ARM	ARM	BRAS	BRAZO
9	449179	1	BRACCIO TERZO PUNTO MXL 2018 65BT	ARM	ARM	BRAS	BRAZO
10	449129	1	CARTER ANTERIORE FANALI MXL 2018	COVER	CARTER	ABDECKUNG	CARTER
11	400773	1	COPRI PEDALE D56	PEDAL COVER	GARNITURE PEDALE	PEDALGUMMI	CUBREPEDAL
12	409090	3	DADO M10x10 AUTOBL. UNI 7474 ZINC	LOCK NUT	ECROU AUTOFREINES	SICHERUNGSMUTTER	TUERCA AUTOBLOCANTE
13	421040	6	DADO M6 AUTOBL. UNI 7473 ZINC.	LOCK NUT	ECROU AUTOBLOQUANT	STOPMUTTER	TUERCA AUTOBLOCANTE
14	409040	2	DADO M6x5 UNI 5588 ZINC	NUT	ECROU	MUTTER	TUERCA
15	409039	2	DADO M6x6 UNI 5587 ZINC	NUT	ECROU	MUTTER	TUERCA
16	409054	1	DADO M8x5 UNI 5589 ZINC	NUT	ECROU	MUTTER	TUERCA
17	409085	2	DADO M8x8.5 AUTOBL. UNI 7474 ZINC	LOCK NUT	ECROU AUTOFREINES	SICHERUNGSMUTTER	TUERCA AUTOBLOCANTE
18	449165	1	GUIDA LEVA SOLLEVAMENTO BAS. MXL 2018	GUIDE LEVER	GUIDE LEVIER	HEBEL FÜHRUNG	GUIA PALANCA
19	449164	1	LEVA SOLLEVAMENTO BAS. MXL 2018	LEVER	LEVIER	HEBEL	PALANCA
20	216691	1	MICROINT. C/ROTEL STAGNO COMPLETO	MICROSWITCH	MICROINTERRUPTEUR	MIKROSCHALTER	MICROINTERRUPTOR
21	202480	1	MOLLA TRAZ. 10X1,1X46 ZINC	SPRING	RESSORT	FEDER	RESORTE
22	206838	1	PEDALE	PEDAL	PEDALE	PEDAL	PEDAL
23	200030	1	PERNO GUIDA	PIN	AXE	BOLZEN	PERNO
24	449364	1	PIASTRA MICRO SOLL BAS MANUALE MXL 2018	PLAQUE	PLAQUE	BEFESTIGUNGSAUFLAGE	PLACA
25	409861	1	PUNTALINO GOMMA PER VITE M8	CAP	BUTEE	AUFLAGESTIFT	CAPUCHO
26	449166	1	RINFORZO MENSOLA TELAIO MXL 2018	REINFORCEMENT	RENFORCEMENT	VERSTÄRKUNG	REFUERZO
27	409194	4	ROSETTA 11x30x2,5 UNI 6593 ZINC	WASHER	RONDELLE	UNTERLEGSCHIEBE	ARANDELA
28	409151	5	ROSETTA 5,5x15x1,5 UNI 6593 ZINC	WASHER	RONDELLE	UNTERLAGSCHIEBE	ARANDELA
29	409156	4	ROSETTA 6x12x1,6 UNI 6592 ZINC	WASHER	RONDELLE	UNTERLAGSCHIEBE	ARANDELA
30	409175	4	ROSETTA 8x17x1,6 UNI 6592 ZINC.	WASHER	RONDELLE	UNTERLAGSCHIEBE	ARANDELA
31	409179	3	ROSETTA 9x24x2,5 UNI 6593 ZINC	WASHER	RONDELLE	UNTERLAGSCHIEBE	ARANDELA
32	409154	5	ROSETTA GROWER 5x1,6 ZINC	WASHER	RONDELLE	UNTERLAGSCHIEBE	ARANDELA
33	409164	6	ROSETTA GROWER 6x2,5x1,8 ASA B27 ZINC	LOCK WASHER	RONDELLE FREIN	ZAHNSCHIEBE	ARANDELLA DENTADA
34	415946	1	ROSETTA M8 GROWER UNI 1751	LOCK WASHER	RONDELLE FREIN	ZAHNSCHIEBE	ARANDELLA DENTADA
35	219111	1	STAFFETTA FERMA RELE' SOLLEV. MAN. MMG	SUPPORT	ATTAQUE	HALTERUNG	SOPORTE FIJADOR

CR-02 GRUPPO COMANDO BASAMENTO L=655mm L=26in (VER. RAL7016)

CONTROL BASE
 GROUPE DE CONTRÔLE BASE
 STEUEREINHEIT BASE
 UNIDAD DE CONTROL BASE

02



CR-02 GRUPPO COMANDO BASAMENTO L=655mm L=26in (VER. RAL7016)

02

POS	CODICE	QTA	DESCRIZIONE	DESCRIPTION	DESIGNATION	BEZEICHNUNG	DESCRIPCION
36	449162	1	TIRANTE SOLL. BASAMENTO MXL 2018 BASE	TIE ROD	TIGE	SPANNSTANGE	TIRANTE
37	441027	3	VITE AUTOF. D.3 x 10 UNI 9707-Pz-TZ A2	SCREW	VIS	SCHRAUBE	TORNILLO
38	449370	1	VITE M10X35 TTQST UNI 5732 ZINC	SCREW	VIS	SCHRAUBE	TORNILLO
39	408715	1	VITE M10x40 TE UNI 5739 (8.8)	SCREW	VIS	SCHRAUBE	TORNILLO
40	415709	2	VITE M3X16 TE UNI 5739 INOX A2	SCREW	VIS	SCHRAUBE	TORNILLO
41	415750	4	VITE M5X12 TSPTC UNI 7688 (4.8) ZINC.	SCREW	VIS	SCHRAUBE	TORNILLO
42	407645	5	VITE M5X16 TE UNI 5739 ZINC	SCREW	VIS	SCHRAUBE	TORNILLO
43	418311	1	VITE M5x10 TCTC UNI 7687 (4.8) ZINC.	SCREW	VIS	SCHRAUBE	TORNILLO
44	408801	6	VITE M6X55 TCEI UNI 5931 DIN 912 ZINC	SCREW	VIS	SCHRAUBE	TORNILLO
45	407669	2	VITE M6x25 TE UNI 5739 ZINC	SCREW	VIS	SCHRAUBE	TORNILLO
46	408798	1	VITE M6x30 TCEI UNI 5931 ZINC	SCREW	VIS	SCHRAUBE	TORNILLO
47	408678	1	VITE M8X35 TE UNI 5739 ZINC	SCREW	VIS	SCHRAUBE	TORNILLO
48	408676	2	VITE M8x30 TE UNI 5739 ZINC	SCREW	VIS	SCHRAUBE	TORNILLO
49	408679	1	VITE M8x40 TE UNI 5739 ZINC	SCREW	VIS	SCHRAUBE	TORNILLO

CR-02 GRUPPO COMANDO BASAMENTO L=764/840mm L=30/33in (VER. RAL7016)

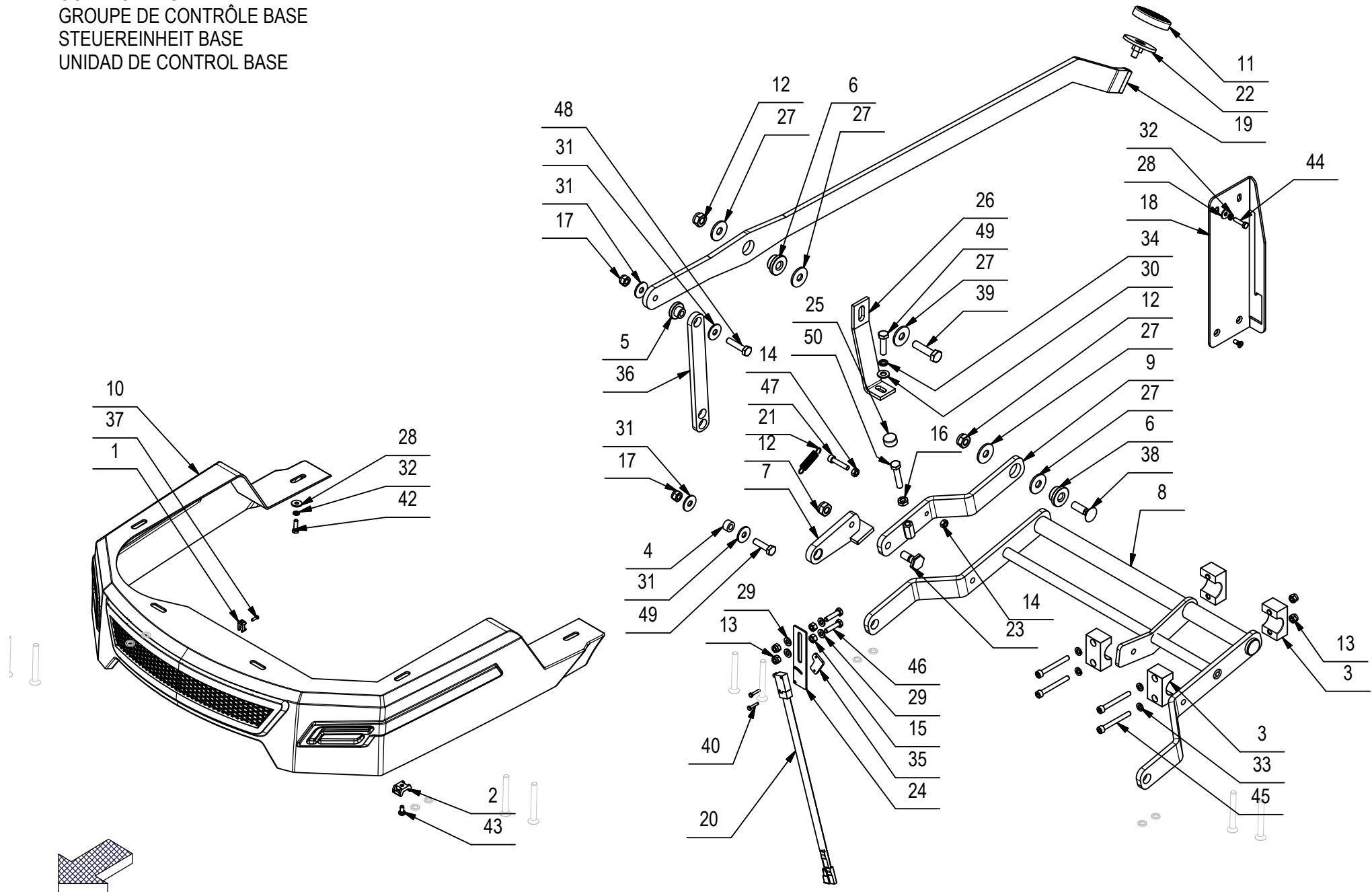
CONTROL BASE

GROUPE DE CONTRÔLE BASE

STEUEREINHEIT BASE

UNIDAD DE CONTROL BASE

02



CR-02 GRUPPO COMANDO BASAMENTO L=764/840mm L=30/33in (VER. RAL7016)

POS	CODICE	QTA	DESCRIZIONE	DESCRIPTION	DESIGNATION	BEZEICHNUNG	DESCRIPCION
1	416073	3	BASETTA FISSACAVO BIANCA	SUPPORT PLATE	PLAQUE SUPPORT	STÜTZPLATTE	PLACA SOPORTE
2	409819	1	BASETTA TC 142 PER FASCETTE	SUPPORT PLATE	PLAQUE SUPPORT	STÜTZPLATTE	PLACA SOPORTE
3	448743	6	BLOCCETTO PER ROTAZIONE ALBERO D.25	BLOCK	PETIT BLOC	ARRETIERUNG	BLOQUE
4	408018	1	BOCCOLA D=14,9 d=8 S=8,5 OT58	BUSHING	BAGUE	BUCHSE	CASQUILLO
5	449872	1	BOCCOLA D=25 D=15 d=8,1 S=13.5 OT58	BUSHING	BAGUE	BUCHSE	CASQUILLO
6	449167	2	BOCCOLA D=30 D=22 d=10,2 S=13 OT58	BUSHING	BAGUE	BUCHSE	CASQUILLO
7	449168	1	BRACCIO ANT. TERZO PUNTO MXL 2018 65BT	ARM	BRAS	ARM	BRAZO
8	449160	1	BRACCIO SOLL. BAS. MXL 2018 75-85BT	ARM	BRAS	ARM	BRAZO
9	449169	1	BRACCIO TERZO PUNTO MXL 75-85BT	ARM	ARM	BRAS	BRAZO
10	449129	1	CARTER ANTERIORE FANALI MXL 2018	COVER	CARTER	ABDECKUNG	CARTER
11	400773	1	COPRI PEDALE D56	PEDAL COVER	GARNITURE PEDALE	PEDALGUMMI	CUBREPEDAL
12	409090	3	DADO M10x10 AUTOBL. UNI 7474 ZINC	LOCK NUT	ECROU AUTOFREINES	SICHERUNGSMUTTER	TUERCA AUTOBLOCANTE
13	421040	6	DADO M6 AUTOBL. UNI 7473 ZINC.	LOCK NUT	ECROU AUTOBLOQUANT	STOPMUTTER	TUERCA AUTOBLOCANTE
14	409040	2	DADO M6x5 UNI 5588 ZINC	NUT	ECROU	MUTTER	TUERCA
15	409039	2	DADO M6x6 UNI 5587 ZINC	NUT	ECROU	MUTTER	TUERCA
16	409054	1	DADO M8x5 UNI 5589 ZINC	NUT	ECROU	MUTTER	TUERCA
17	409085	2	DADO M8x8.5 AUTOBL. UNI 7474 ZINC	LOCK NUT	ECROU AUTOFREINES	SICHERUNGSMUTTER	TUERCA AUTOBLOCANTE
18	449165	1	GUIDA LEVA SOLLEVAMENTO BAS. MXL 2018	GUIDE LEVER	GUIDE LEVIER	HEBEL FÜHRUNG	GUIA PALANCA
19	449164	1	LEVA SOLLEVAMENTO BAS. MXL 2018	LEVER	LEVIER	HEBEL	PALANCA
20	216691	1	MICROINT. C/ROTEL STAGNO COMPLETO	MICROSWITCH	MICROINTERRUPTEUR	MIKROSCHALTER	MICROINTERRUPTOR
21	202480	1	MOLLA TRAZ. 10X1,1X46 ZINC	SPRING	RESSORT	FEDER	RESORTE
22	206838	1	PEDALE	PEDAL	PEDALE	PEDAL	PEDAL
23	200030	1	PERNO GUIDA	PIN	AXE	BOLZEN	PERNO
24	449364	1	PIASTRA MICRO SOLL BAS MANUALE MXL 2018	PLAQUE	PLAQUE	BEFESTIGUNGSAUFLAGE	PLACA
25	409861	1	PUNTALINO GOMMA PER VITE M8	CAP	BUTEE	AUFLAGESTIFT	CAPUCHO
26	449166	1	RINFORZO MENSOLA TELAIO MXL 2018	REINFORCEMENT	RENFORCEMENT	VERSTÄRKUNG	REFUERZO
27	409194	5	ROSETTA 11x30x2,5 UNI 6593 ZINC	WASHER	RONDELLE	UNTERLEGSCHIEBE	ARANDELA
28	409151	7	ROSETTA 5,5x15x1,5 UNI 6593 ZINC	WASHER	RONDELLE	UNTERLAGSCHIEBE	ARANDELA
29	409156	4	ROSETTA 6x12x1,6 UNI 6592 ZINC	WASHER	RONDELLE	UNTERLAGSCHIEBE	ARANDELA
30	409175	1	ROSETTA 8x17x1,6 UNI 6592 ZINC.	WASHER	RONDELLE	UNTERLAGSCHIEBE	ARANDELA
31	409179	4	ROSETTA 9x24x2,5 UNI 6593 ZINC	WASHER	RONDELLE	UNTERLAGSCHIEBE	ARANDELA
32	409154	7	ROSETTA GROWER 5x1,6 ZINC	WASHER	RONDELLE	UNTERLAGSCHIEBE	ARANDELA
33	409164	6	ROSETTA GROWER 6x2,5x1,8 ASA B27 ZINC	LOCK WASHER	RONDELLE FREIN	ZAHNSCHIEBE	ARANDELLA DENTADA
34	415946	1	ROSETTA M8 GROWER UNI 1751	LOCK WASHER	RONDELLE FREIN	ZAHNSCHIEBE	ARANDELLA DENTADA
35	219111	1	STAFFETTA FERMA RELE' SOLLEV. MAN. MMG	SUPPORT	ATTAQUE	HALTERUNG	SOPORTE FIJADOR

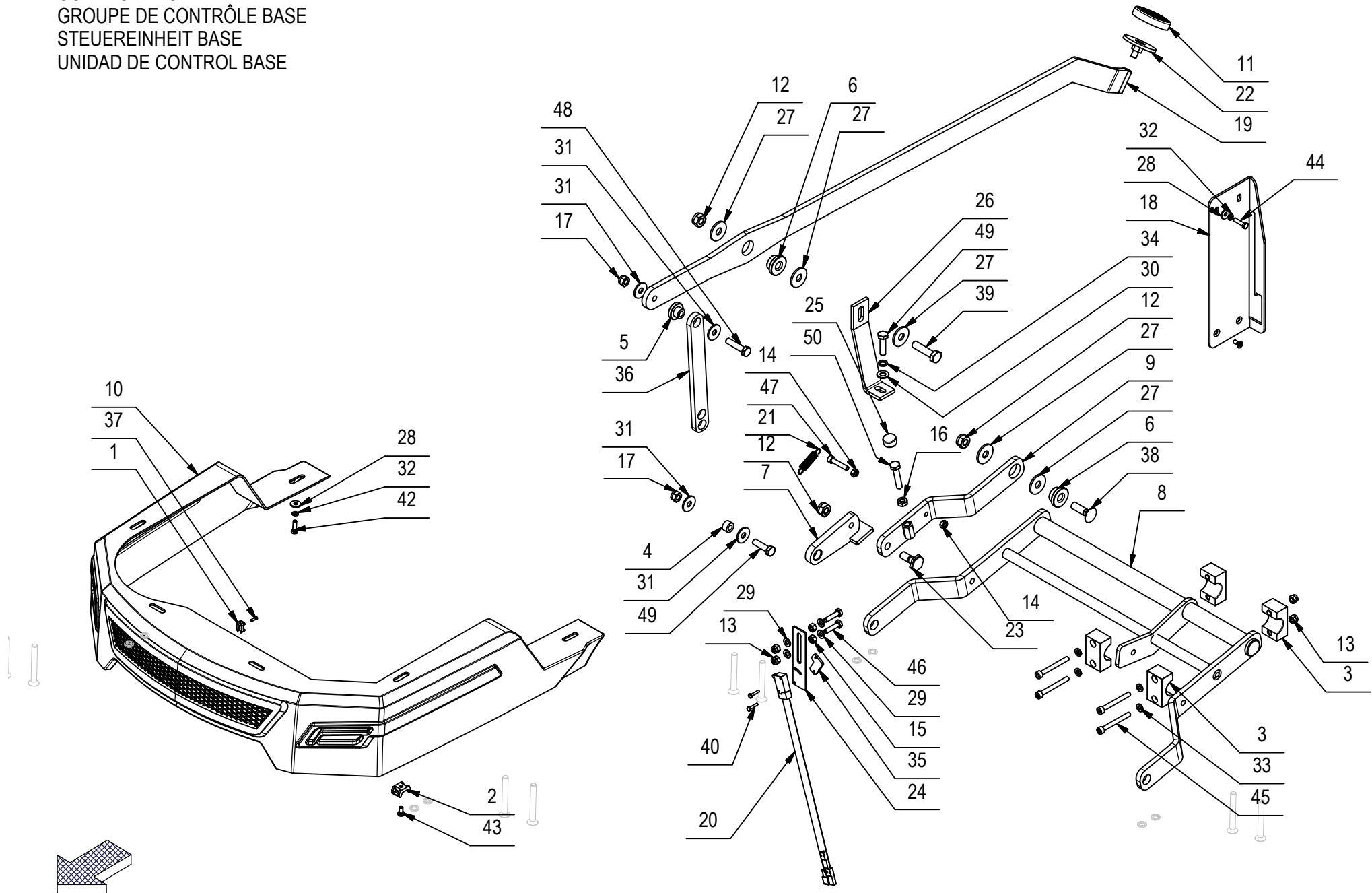
CR-02 GRUPPO COMANDO BASAMENTO L=764/840mm L=30/33in (VER. RAL7016)

CONTROL BASE

GROUPE DE CONTRÔLE BASE

STEUEREINHEIT BASE

UNIDAD DE CONTROL BASE



CR-02 GRUPPO COMANDO BASAMENTO L=764/840mm L=30/33in (VER. RAL7016)

02

POS	CODICE	QTA	DESCRIZIONE	DESCRIPTION	DESIGNATION	BEZEICHNUNG	DESCRIPCION
36	449162	1	TIRANTE SOLL. BASAMENTO MXL 2018 BASE	TIE ROD	TIGE	SPANNSTANGE	TIRANTE
37	441027	3	VITE AUTOF. D.3 x 10 UNI 9707-Pz-TZ A2	SCREW	VIS	SCHRAUBE	TORNILLO
38	449370	1	VITE M10X35 TTQST UNI 5732 ZINC	SCREW	VIS	SCHRAUBE	TORNILLO
39	408715	1	VITE M10x40 TE UNI 5739 (8.8)	SCREW	VIS	SCHRAUBE	TORNILLO
40	415709	2	VITE M3X16 TE UNI 5739 INOX A2	SCREW	VIS	SCHRAUBE	TORNILLO
41	415750	2	VITE M5X12 TSPTC UNI 7688 (4.8) ZINC.	SCREW	VIS	SCHRAUBE	TORNILLO
42	407645	5	VITE M5X16 TE UNI 5739 ZINC	SCREW	VIS	SCHRAUBE	TORNILLO
43	418311	1	VITE M5x10 TCTC UNI 7687 (4.8) ZINC.	SCREW	VIS	SCHRAUBE	TORNILLO
44	407647	2	VITE M5x20 TE UNI 5739 ZINC	SCREW	VIS	SCHRAUBE	TORNILLO
45	408801	6	VITE M6X55 TCEI UNI 5931 DIN 912 ZINC	SCREW	VIS	SCHRAUBE	TORNILLO
46	407669	2	VITE M6x25 TE UNI 5739 ZINC	SCREW	VIS	SCHRAUBE	TORNILLO
47	408798	1	VITE M6x30 TCEI UNI 5931 ZINC	SCREW	VIS	SCHRAUBE	TORNILLO
48	408678	1	VITE M8X35 TE UNI 5739 ZINC	SCREW	VIS	SCHRAUBE	TORNILLO
49	408676	2	VITE M8x30 TE UNI 5739 ZINC	SCREW	VIS	SCHRAUBE	TORNILLO
50	408679	1	VITE M8x40 TE UNI 5739 ZINC	SCREW	VIS	SCHRAUBE	TORNILLO

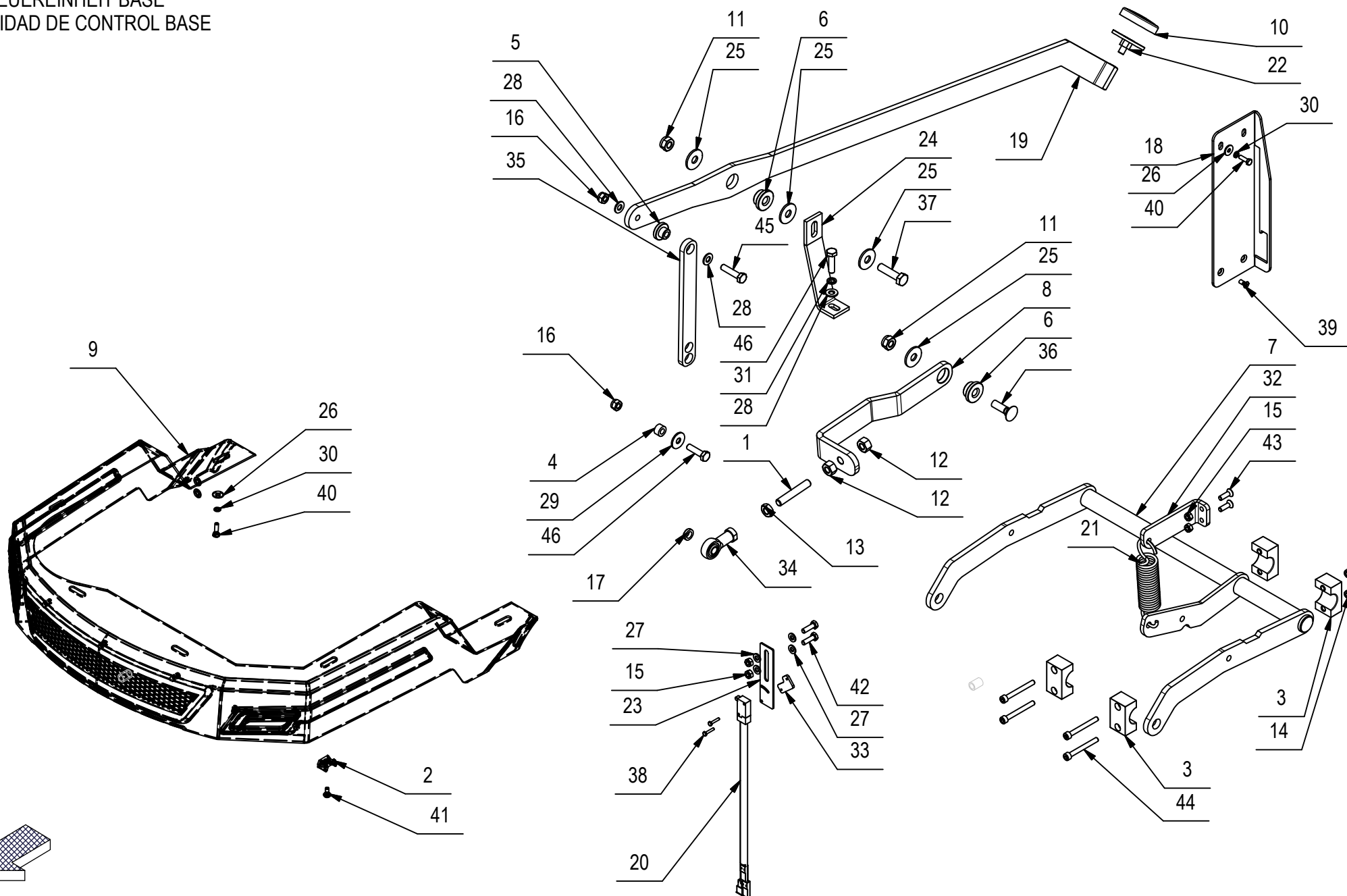
CR-02 GRUPPO COMANDO BASAMENTO L=640mm L=25in (VER. RAL7016)

CONTROL BASE

GROUPE DE CONTRÔLE BASE

STEUEREINHEIT BASE

UNIDAD DE CONTROL BASE



CR-02 GRUPPO COMANDO BASAMENTO L=640mm L=25in (VER. RAL7016)

POS	CODICE	QTA	DESCRIZIONE	DESCRIPTION	DESIGNATION	BEZEICHNUNG	DESCRIPCION
1	450170	1	BARRA FILETTATA M10 L=60	PIN	AXE A FIXATION	SCHNAPPVERSCHLUSS	PASADOR
2	409819	1	BASSETTA TC 142 PER FASCETTE	SUPPORT PLATE	PLAQUE SUPPORT	STÜTZPLATTE	PLACA SOPORTE
3	448743	6	BLOCCETTO PER ROTAZIONE ALBERO D.25	BLOCK	PETIT BLOC	ARRETIERUNG	BLOQUE
4	408018	1	BOCCOLA D=14,9 d=8 S=8,5 OT58	BUSHING	BAGUE	BUCHSE	CASQUILLO
5	449872	1	BOCCOLA D=25 D=15 d=8,1 S=13.5 OT58	BUSHING	BAGUE	BUCHSE	CASQUILLO
6	449167	2	BOCCOLA D=30 D=22 d=10,2 S=13 OT58	BUSHING	BAGUE	BUCHSE	CASQUILLO
7	449383	1	BRACCIO SOLL. BAS. MXL 2018 BTS	ARM	BRAS	ARM	BRAZO
8	449382	1	BRACCIO TERZO PUNTO MXL 2018 BTS	SUPPORT	ATTAQUE	HALTERUNG	SOPORTE FIJADOR
9	449130	1	CARTER ANTERIORE FANALI MXL 2018 BS	COVER	CARTER	ABDECKUNG	CARTER
10	400773	1	COPRI PEDALE D56	PEDAL COVER	GARNITURE PEDALE	PEDALGUMMI	CUBREPEDAL
11	409090	2	DADO M10x10 AUTOBL. UNI 7474 ZINC	LOCK NUT	ECROU AUTOFREINES	SICHERUNGSMUTTER	TUERCA AUTOBLOCANTE
12	409058	2	DADO M10x10 UNI 5587 ZINC	NUT	ECROU	MUTTER	TUERCA
13	409059	1	DADO M10x6 UNI 5589 ZINC	NUT	ECROU	MUTTER	TUERCA
14	421040	4	DADO M6 AUTOBL. UNI 7473 ZINC.	LOCK NUT	ECROU AUTOBLOQUANT	STOPMUTTER	TUERCA AUTOBLOCANTE
15	409082	4	DADO M6x6 AUTOBL UNI 7474 ZINC	LOCK NUT	ECROU AUTOFREINES	SICHERUNGSMUTTER	TUERCA AUTOBLOCANTE
16	409085	2	DADO M8x8.5 AUTOBL. UNI 7474 ZINC	LOCK NUT	ECROU AUTOFREINES	SICHERUNGSMUTTER	TUERCA AUTOBLOCANTE
17	206567	1	DISTANZIALE D=16 d=10 S=5 Fe360	SPACER	ENTRETOISE	DISTANZHÜLSE	DISTANCIADOR
18	449165	1	GUIDA LEVA SOLLEVAMENTO BAS. MXL 2018	GUIDE LEVER	GUIDE LEVIER	HEBEL FÜHRUNG	GUIA PALANCA
19	449164	1	LEVA SOLLEVAMENTO BAS. MXL 2018	LEVER	LEVIER	HEBEL	PALANCA
20	216691	1	MICROINT. C/ROTEL STAGNO COMPLETO	MICROSWITCH	MICROINTERRUPTEUR	MIKROSCHALTER	MICROINTERRUPTOR
21	202482	1	MOLLA TRAZ. 30X4X142	SPRING	RESSORT	FEDER	RESORTE
22	206838	1	PEDALE	PEDAL	PEDALE	PEDAL	PEDAL
23	449364	1	PIASTRA MICRO SOLL BAS MANUALE MXL 2018	PLAQUE	PLAQUE	BEFESTIGUNGSAUFLAGE	PLACA
24	449166	1	RINFORZO MENSOLA TELAIO MXL 2018	REINFORCEMENT	RENFORCEMENT	VERSTÄRKUNG	REFUERZO
25	409194	4	ROSETTA 11x30x2,5 UNI 6593 ZINC	WASHER	RONDELLE	UNTERLEGSCHEIBE	ARANDELA
26	409151	7	ROSETTA 5,5x15x1.5 UNI 6593 ZINC	WASHER	RONDELLE	UNTERLAGSCHEIBE	ARANDELA
27	409156	4	ROSETTA 6x12x1,6 UNI 6592 ZINC	WASHER	RONDELLE	UNTERLAGSCHEIBE	ARANDELA
28	409175	3	ROSETTA 8x17x1,6 UNI 6592 ZINC.	WASHER	RONDELLE	UNTERLAGSCHEIBE	ARANDELA
29	409179	1	ROSETTA 9x24x2,5 UNI 6593 ZINC	WASHER	RONDELLE	UNTERLAGSCHEIBE	ARANDELA
30	409154	7	ROSETTA GROWER 5x1,6 ZINC	WASHER	RONDELLE	UNTERLAGSCHEIBE	ARANDELA
31	415946	1	ROSETTA M8 GROWER UNI 1751	LOCK WASHER	RONDELLE FREIN	ZAHNSCHEIBE	ARANDELLA DENTADA
32	449379	1	STAFFA MOLLA EXTRAPRESS MXL 2018 PRO	SUPPORT	ATTAQUE	HALTERUNG	SOPORTE FIJADOR
33	219111	1	STAFFETTA FERMA RELE' SOLLEV. MAN. MMG	SUPPORT	ATTAQUE	HALTERUNG	SOPORTE FIJADOR
34	408466	1	TESTA A SNODO D.10X14 M10 FEMM.DIN 468K	ARTICULATION HEAD	TETE ARTICULEE	KOPFGELENK	TESTA DE ARTICULACION
35	449162	1	TIRANTE SOLL. BASAMENTO MXL 2018 BASE	TIE ROD	TIGE	SPANNSTANGE	TIRANTE

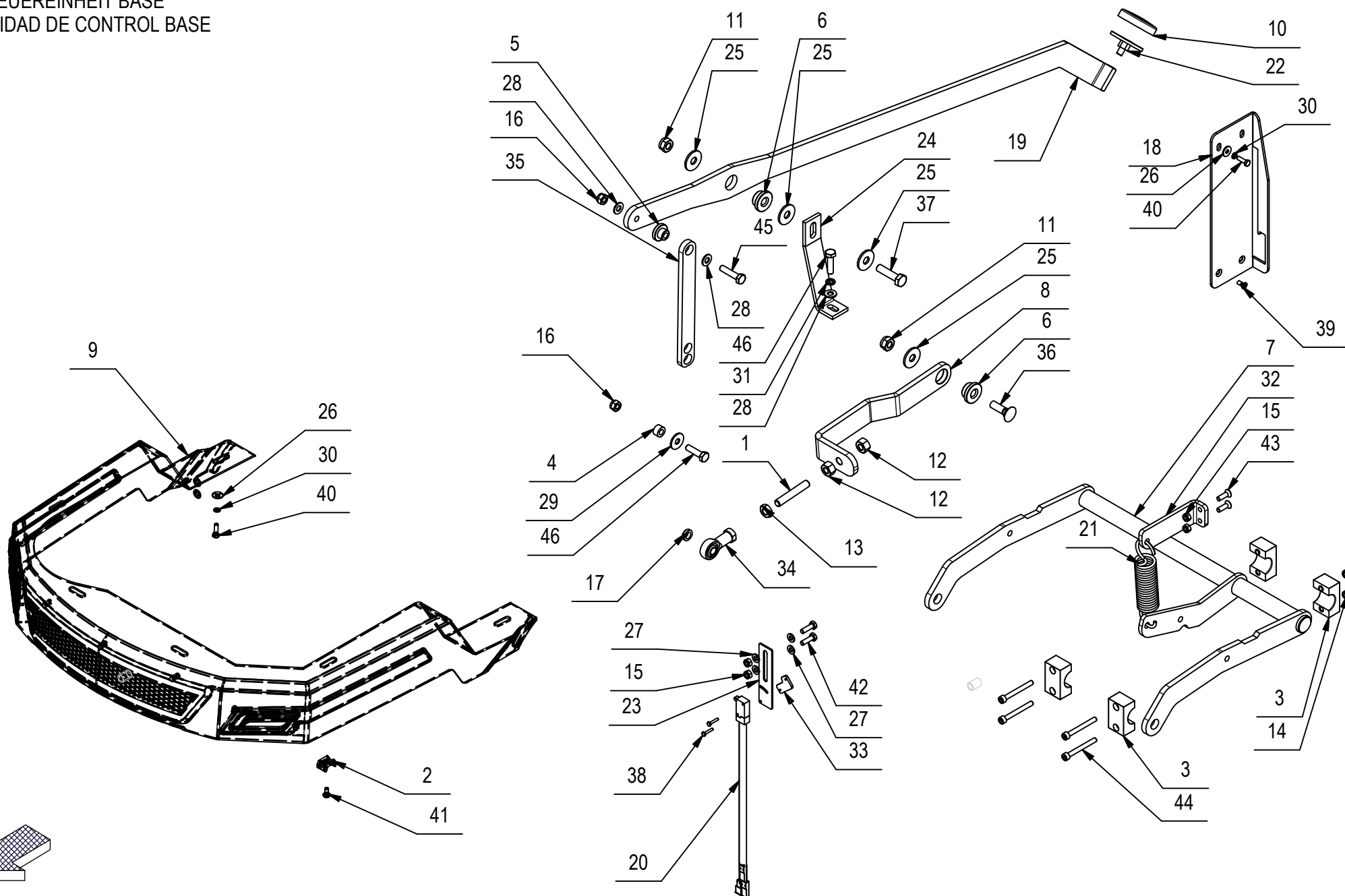
CR-02 GRUPPO COMANDO BASAMENTO L=640mm L=25in (VER. RAL7016)

CONTROL BASE

GROUPE DE CONTRÔLE BASE

STEUEREINHEIT BASE

UNIDAD DE CONTROL BASE



CR-02 GRUPPO COMANDO BASAMENTO L=640mm L=25in (VER. RAL7016)

02

POS	CODICE	QTA	DESCRIZIONE	DESCRIPTION	DESIGNATION	BEZEICHNUNG	DESCRIPCION
36	449370	1	VITE M10X35 TTQST UNI 5732 ZINC	SCREW	VIS	SCHRAUBE	TORNILLO
37	408715	1	VITE M10x40 TE UNI 5739 (8.8)	SCREW	VIS	SCHRAUBE	TORNILLO
38	415709	2	VITE M3X16 TE UNI 5739 INOX A2	SCREW	VIS	SCHRAUBE	TORNILLO
39	415750	2	VITE M5X12 TSPTC UNI 7688 (4.8) ZINC.	SCREW	VIS	SCHRAUBE	TORNILLO
40	407645	7	VITE M5X16 TE UNI 5739 ZINC	SCREW	VIS	SCHRAUBE	TORNILLO
41	418311	1	VITE M5x10 TCTC UNI 7687 (4.8) ZINC.	SCREW	VIS	SCHRAUBE	TORNILLO
42	407666	2	VITE M6X20 TE UNI 5739 ZINC	SCREW	VIS	SCHRAUBE	TORNILLO
43	408975	2	VITE M6X20 TPSEI UNI 5933 ZINC	SCREW	VIS	SCHRAUBE	TORNILLO
44	408801	6	VITE M6X55 TCEI UNI 5931 DIN 912 ZINC	SCREW	VIS	SCHRAUBE	TORNILLO
45	408678	1	VITE M8X35 TE UNI 5739 ZINC	SCREW	VIS	SCHRAUBE	TORNILLO
46	408676	2	VITE M8x30 TE UNI 5739 ZINC	SCREW	VIS	SCHRAUBE	TORNILLO

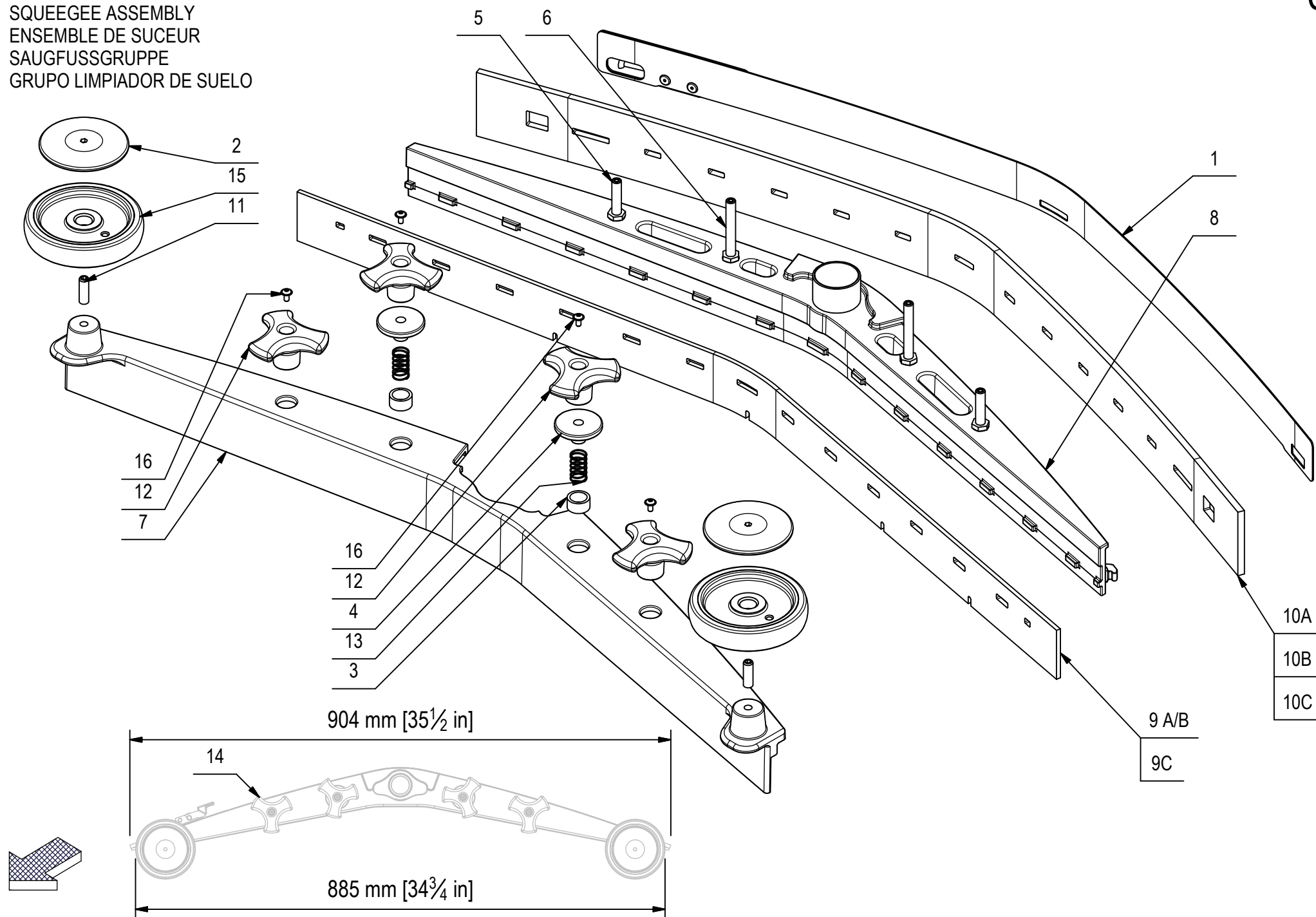
CR-03 PREM. TERGIPAVIMENTO L=885mm L=34,75in

SQUEEGEE ASSEMBLY

ENSEMBLE DE SUCEUR

SAUGFUSSGRUPPE

GRUPO LIMPIADOR DE SUELO



CR-03 PREM. TERGIPAVIMENTO L=885mm L=34,75in

POS	CODICE	QTÀ	DESCRIZIONE	DENOMINATION	DESCRIPTION	BENENNUNG	DESCRIPCION
1	225365	1	ASSIEME PREMIGOMMA TERGI MMG 2016	BLADE	PLAQUETTE	LEISTE	LISTON
2	436119	2	BOCCOLA COPERTURA RUOTINA BASAMENTO MXR	BUSHING	BAGUE	BUCHSE	CASQUILLO
3	442949	2	BOCCOLA D=19 d=14,4 S=10 OTTONE	BUSHING	BAGUE	BUCHSE	CASQUILLO
4	442948	2	BOCCOLA SF. BLOCCAGGIO TERGI MMG 2016	BUSHING	BAGUE	BUCHSE	CASQUILLO
5	442954	2	COLONNETTA M8-M12 CH=13 H=51 - A2	STUD BOLT	TIGE	GEWINDEBOLZEN	PRISIONERO
6	442951	2	COLONNETTA M8-M12 CH=13 H=73 - A2	STUD BOLT	TIGE	GEWINDEBOLZEN	PRISIONERO
7	449144	1	CORPO ESTERNO TERGI MXL 2018 L=900	SQUEEGEE BODY	CORPS DE SUCEUR	SAUGFUSSKÖRPER	CUERPO LIMPIAPAVIMENTOS
8	449145	1	CORPO INTERNO TERGI MXL 2018 L=900	SQUEEGEE BODY	CORPS DE SUCEUR	SAUGFUSSKÖRPER	CUERPO LIMPIAPAVIMENTOS
9 A/B	442945	1	GOMMA ANTERIORE L=914mm H=50mm S=4mm (PARA 40Sh)	FRONT RUBBER (PARA 40Sh)	BAVETTE AVANT (PARA 40Sh)	VORDERER SAUGGUMMI (PARA 40Sh)	GOMA DELANTERA (PARA 40Sh)
9C	443679	1	GOMMA ANTERIORE L=914mm H=50mm S=4mm (PU)	FRONT RUBBER (PU)	BAVETTE AVANT (PU)	VORDERER SAUGGUMMI (PU)	GOMA DELANTERA (PU)
10A	442943	1	GOMMA POSTERIORE L=939mm H=65mm S=6mm (PARA 33Sh)	REAR RUBBER (PARA 33Sh)	BAVETTE ARRIERE (PARA 33Sh)	HINTERER SAUGGUMMI (PARA 33Sh)	GOMA TRASERA (PARA 33Sh)
10B	442941	1	GOMMA POSTERIORE L=939mm H=65mm S=6mm (PARA 40Sh)	REAR RUBBER (PARA 40Sh)	BAVETTE ARRIERE (PARA 40Sh)	HINTERER SAUGGUMMI (PARA 40Sh)	GOMA TRASERA (PARA 40Sh)
10C	442942	1	GOMMA POSTERIORE L=939mm H=65mm S=6mm (PU)	REAR RUBBER (PU)	BAVETTE ARRIERE (PU)	HINTERER SAUGGUMMI (PU)	GOMA TRASERA (PU)
11	408913	2	GRANO M8x25 EI UNI 5923 A2	DOWEL	VIS CYLINDRIQUE	MADENSCHRAUBE	TORNILLO
12	442892	4	MANOPOLA DI BLOCCO TERGI MMG 2016	KNOB	POIGNEE	HANDGRIFF	EMPUÑADURA
13	442956	2	MOLLA COMPRESS. De=14 Df=0,9 L=25 Sp=7	SPRING	RESSORT	FEDER	RESORTE
14	228448	1	PREM. TERGIPAVIMENTO L=885mm L=34,75in	SQUEEGEE ASSEMBLY	SUCEUR COMPLETE	SAUGFUSS KOMPLETT	LIMPIAPAVIMENTOS COMPLETO
15	436120	2	RUOTINA PARACOLPI BASAMENTO D=100 H=20	BUMPER	BUTEE	PUFFER	PARACHOQUES
16	442958	4	VITE M4x8/8 ISO 7380-2 A2	SCREW	VIS	SCHRAUBE	TORNILLO

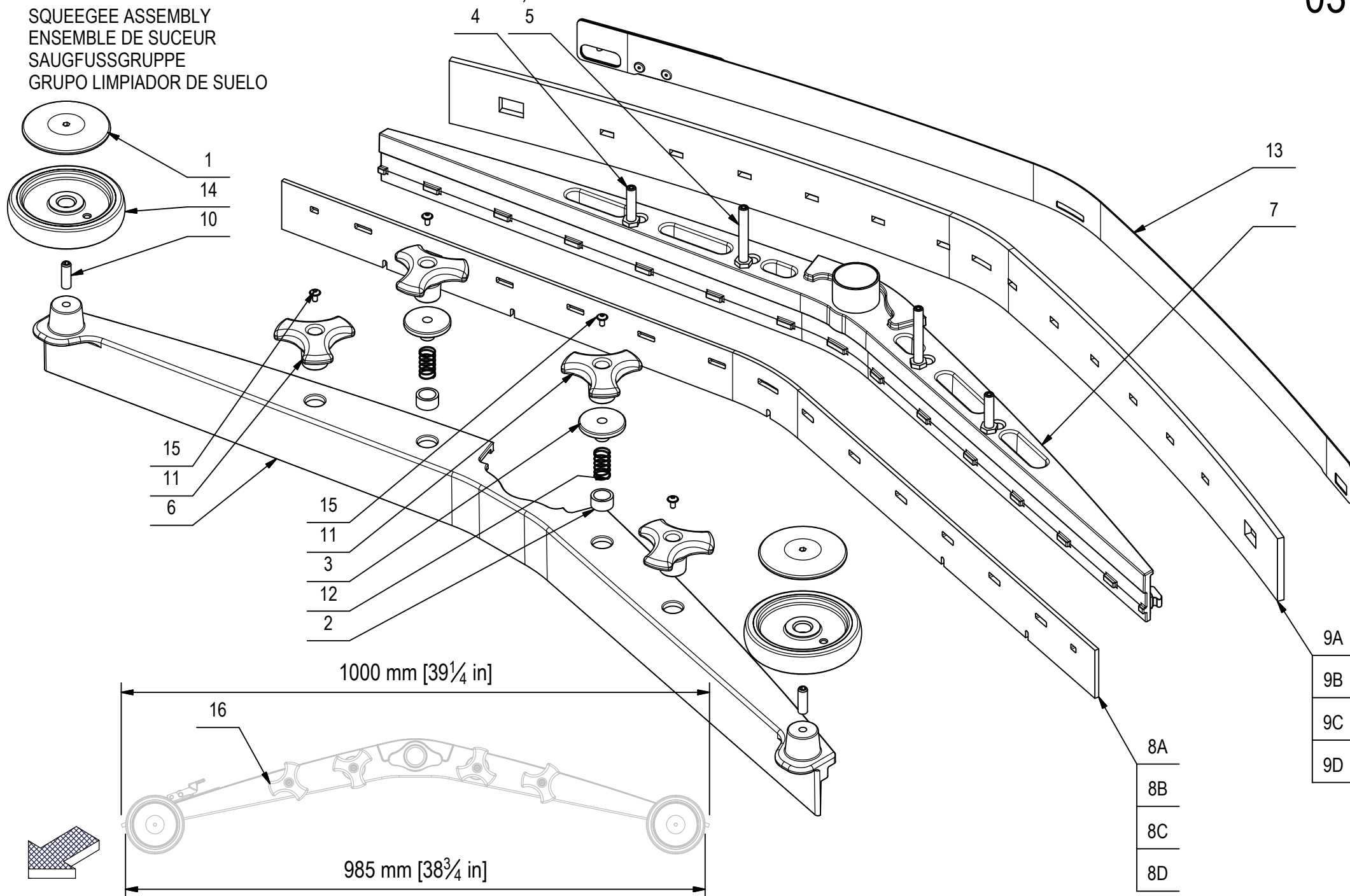
CR-03 PREM. TERGIPAVIMENTO L=985mm L=38,75in

SQUEEGEE ASSEMBLY

ENSEMBLE DE SUCEUR

SAUGFUSSGRUPPE

GRUPO LIMPIADOR DE SUELO

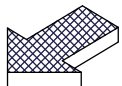
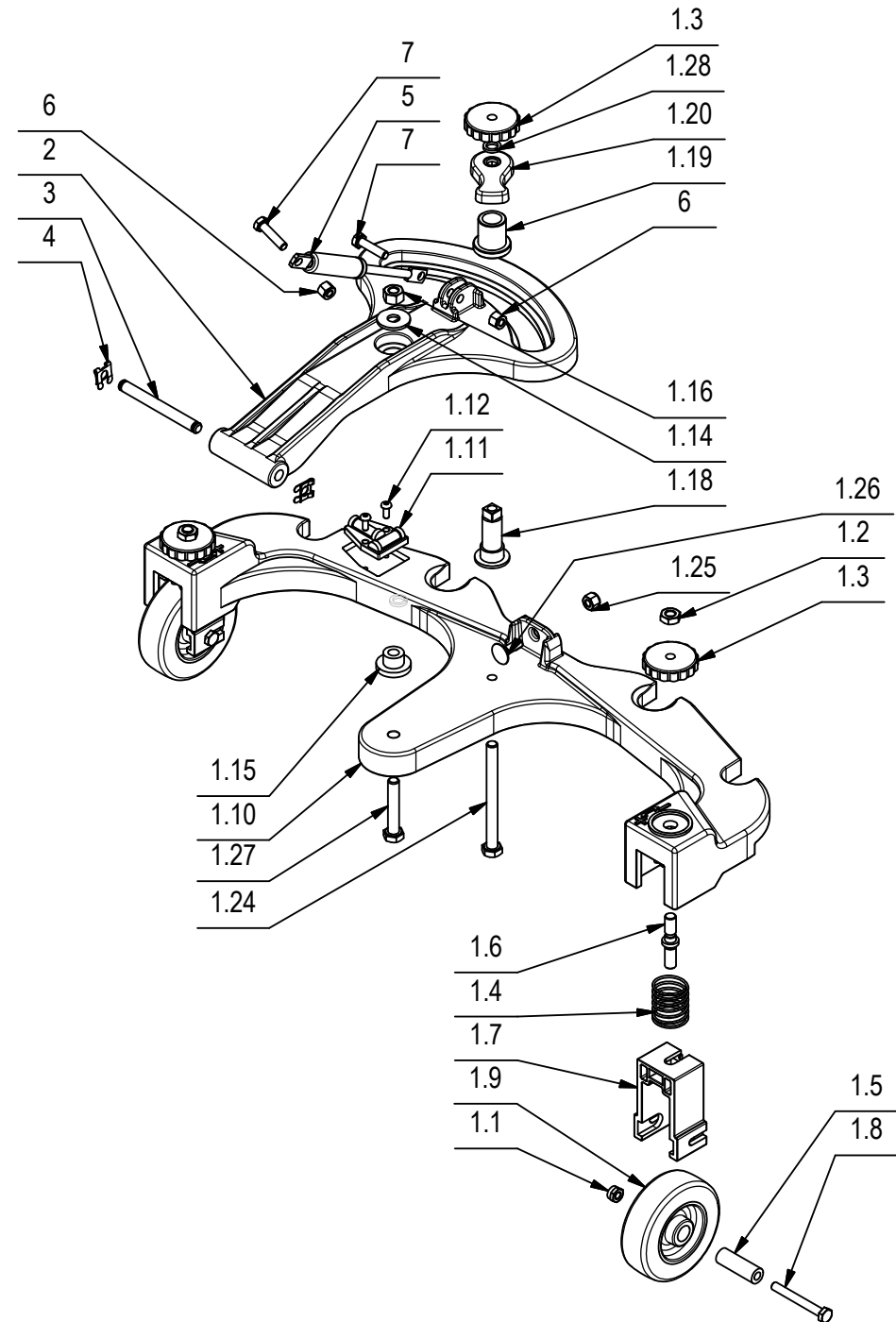
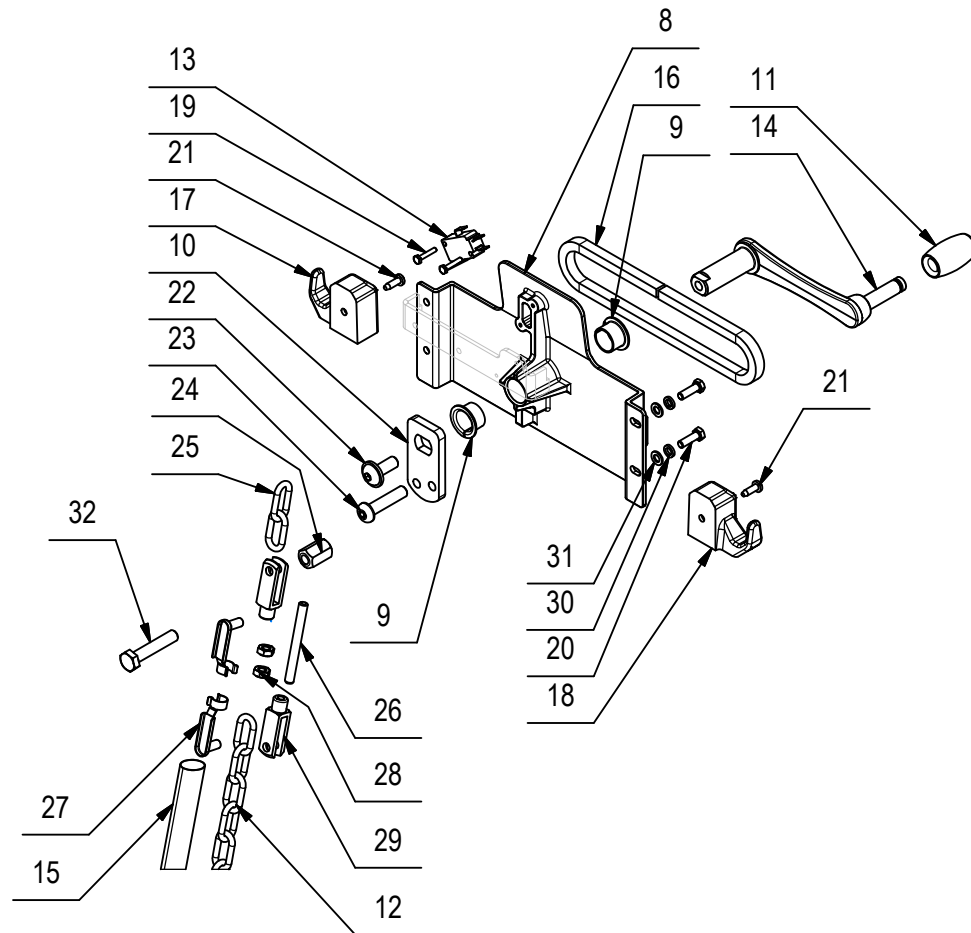


CR-03 PREM. TERGIPAVIMENTO L=985mm L=38,75in

POS	CODICE	QTÀ	DESCRIZIONE	DENOMINATION	DESCRIPTION	BENENNUNG	DESCRIPCION
1	436119	2	BOCCOLA COPERTURA RUOTINA BASAMENTO	BUSHING	BAGUE	BUCHSE	CASQUILLO
2	442949	2	BOCCOLA D=19 d=14,4 S=10 OTTONE	BUSHING	BAGUE	BUCHSE	CASQUILLO
3	442948	2	BOCCOLA SF. BLOCCAGGIO TERGI MMG 2016	BUSHING	BAGUE	BUCHSE	CASQUILLO
4	442954	2	COLONNETTA M8-M12 CH=13 H=51 - A2	STUD BOLT	TIGE	GEWINDEBOLZEN	PRISIONERO
5	442951	2	COLONNETTA M8-M12 CH=13 H=73 - A2	STUD BOLT	TIGE	GEWINDEBOLZEN	PRISIONERO
6	449147	1	CORPO ESTERNO TERGI MXL 2018 L=1000	OUTDOOR BODY SQUEEGEE	CORPS EXTÉRIEUR DE SUCEUR	AUSSENKÖRPERSAUGFUSS	CUERPO EXTERIOR LIMPIAPAVIMENTOS
7	449146	1	CORPO INTERNO TERGI MXL 2018 L=1000	BODY INTERNAL SQUEEGEE	CORPS INTERNE CORPS DE SUCEUR	INNENBODENHEIZUNG	CUERPO INTERIOR DEL CUERPO LIMPIAPAVIMEN
8A	449183	1	GOMMA ANTERIORE L=997mm H=50mm S=4mm (PARA 33Sh)	FRONT RUBBER (PARA 33Sh)	BAVETTE AVANT (PARA 33Sh)	VORDERER SAUGGUMMI (PARA 33Sh)	GOMA DELANTERA (PARA 33Sh)
8B	449184	1	GOMMA ANTERIORE L=997mm H=50mm S=4mm (PARA 40Sh)	FRONT RUBBER (PARA 40Sh)	BAVETTE AVANT (PARA 40Sh)	VORDERER SAUGGUMMI (PARA 40Sh)	GOMA DELANTERA (PARA 40Sh)
8C	449185	1	GOMMA ANTERIORE L=997mm H=50mm S=4mm (PU)	FRONT RUBBER (PU)	BAVETTE AVANT (PU)	VORDERER SAUGGUMMI (PU)	GOMA DELANTERA (PU)
8D	449186	1	GOMMA ANTERIORE L=997mm H=50mm S=4mm (LINATEX)	FRONT RUBBER (LINATEX)	BAVETTE AVANT (LINATEX)	VORDERER SAUGGUMMI (LINATEX)	GOMA DELANTERA (LINATEX)
9A	449189	1	GOMMA POSTERIORE L=1040mm H=65mm S=6mm (PARA 33Sh)	REAR RUBBER (PARA 33Sh)	BAVETTE ARRIERE (PARA 33Sh)	HINTERER SAUGGUMMI (PARA 33Sh)	GOMA TRASERA (PARA 33Sh)
9B	449190	1	GOMMA POSTERIORE L=1040mm H=65mm S=6mm (PARA 40Sh)	REAR RUBBER (PARA 40Sh)	BAVETTE ARRIERE (PARA 40Sh)	HINTERER SAUGGUMMI (PARA 40Sh)	GOMA TRASERA (PARA 40Sh)
9C	449191	1	GOMMA POSTERIORE L=1040mm H=65mm S=6mm (PU)	REAR RUBBER (PU)	BAVETTE ARRIERE (PU)	HINTERER SAUGGUMMI (PU)	GOMA TRASERA (PU)
9D	449192	1	GOMMA POSTERIORE L=1040mm H=65mm S=6mm LINATEX)	REAR RUBBER (LINATEX)	BAVETTE ARRIERE (LINATEX)	HINTERER SAUGGUMMI (LINATEX)	GOMA TRASERA (LINATEX)
10	408913	2	GRANO M8x25 EI UNI 5923 A2	DOWEL	VIS CYLINDRIQUE	MADENSCHRAUBE	TORNILLO
11	442892	4	MANOPOLA DI BLOCCO TERGI MMG 2016	KNOB	POIGNEE	HANDGRIFF	EMPUÑADURA
12	442956	2	MOLLA COMPRESS. De=14 Df=0,9 L=25 Sp=7	SPRING	RESSORT	FEDER	RESORTE
13	228449	1	PREM. PREMIGOMMA TERGI L=1000	BLADE	PLAQUETTE	LEISTE	LISTON
14	436120	2	RUOTINA PARACOLPI BASAMENTO D=100 H=20	BUMPER	BUTEE	PUFFER	PARACHOQUES
15	442958	4	VITE M4x8/8 ISO 7380-2 A2	SCREW	VIS	SCHRAUBE	TORNILLO
16	228450	1	PREM. TERGI MXL 2018 L=1000	SQUEEGEE ASSEMBLY	SUCEUR COMPLETE	SAUGFUSS KOMPLETT	LIMPIAPAVIMENTOS COMPLETO

CR-04 GRUPPO COMANDO TERGIPAVIMENTO

SQUEEGEE CONTROL ASSEMBLY
 GROUPE COMMANDE DE SUCEUR
 GRUPPE SAUGFUSSBETÄTIGUNG
 GRUPO MANDO LIMPIAPAVIMENTOS

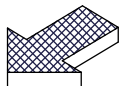
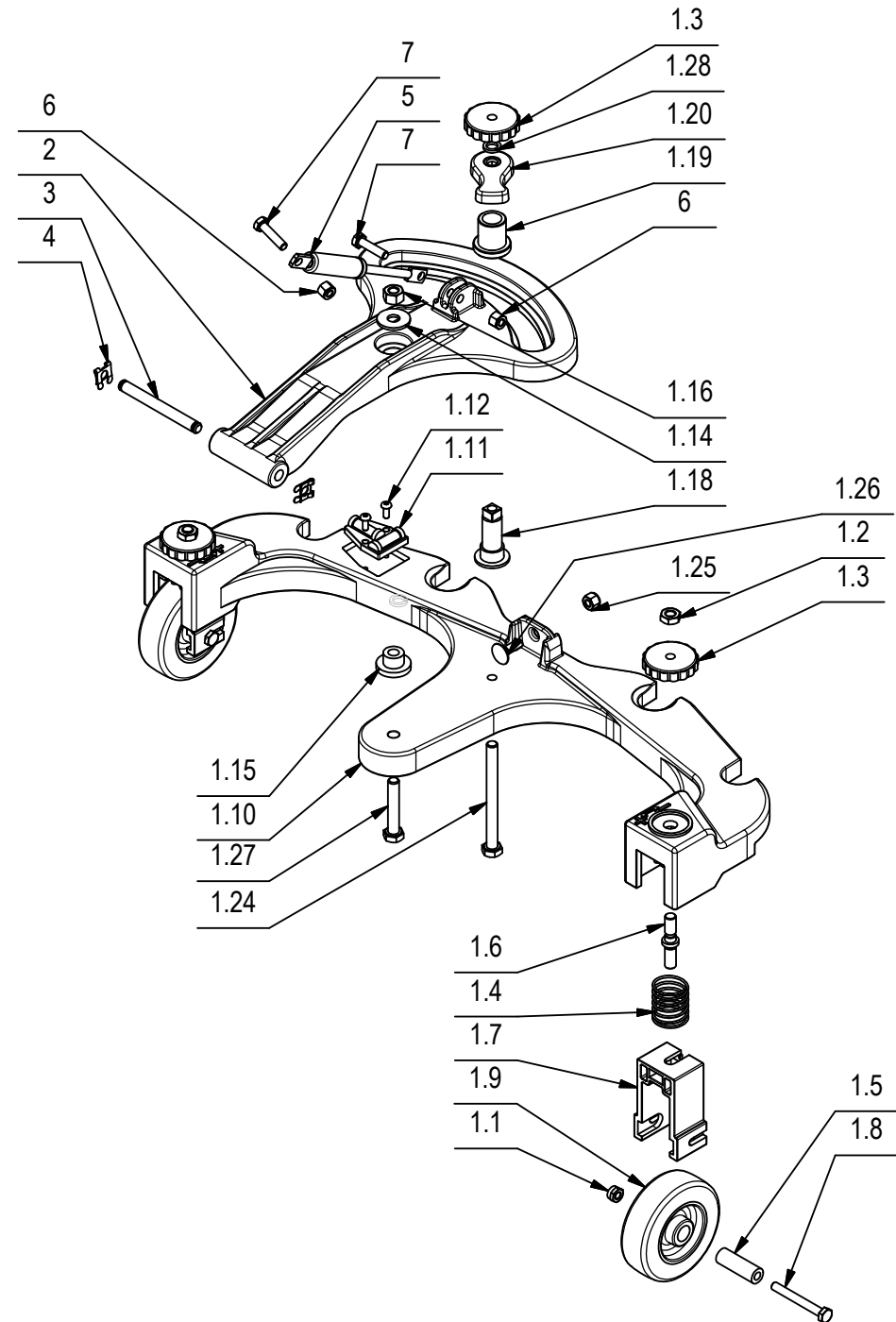
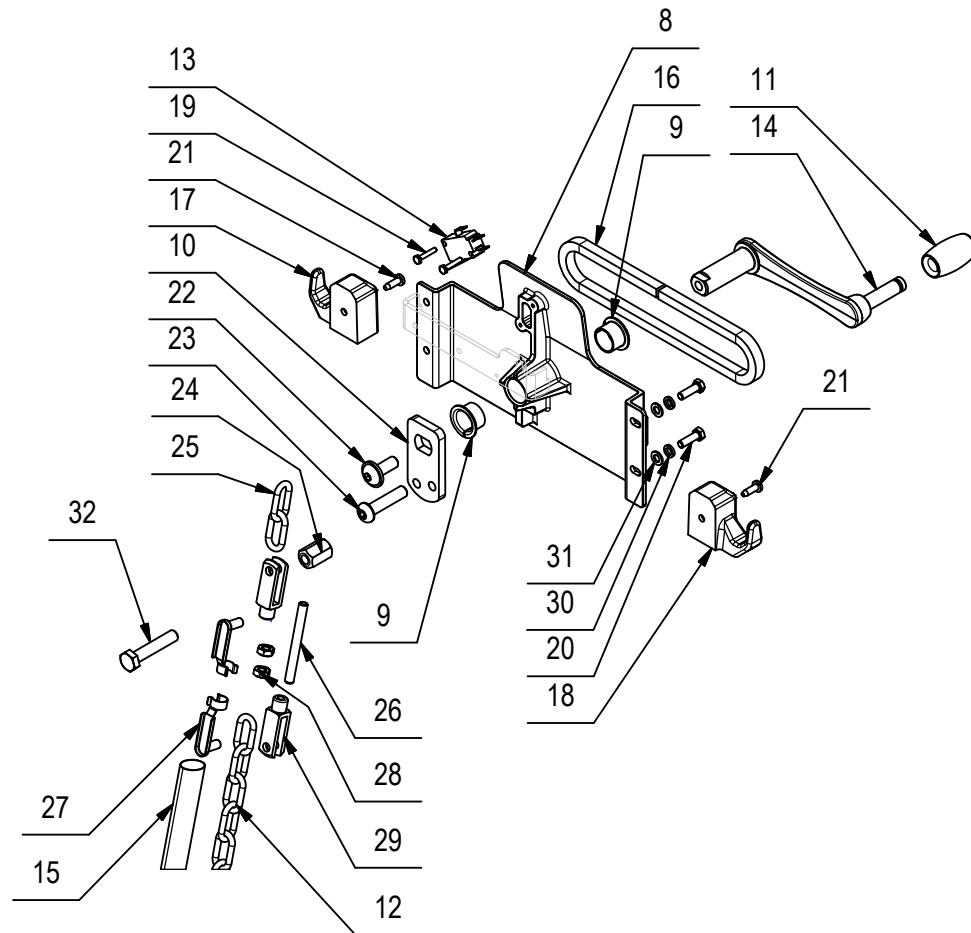


CR-04 GRUPPO COMADO TERGIPAVIMENTO

POS	CODICE	QTÀ	DESCRIZIONE	DENOMINATION	DESCRIPTION	BENENNUNG	DESCRIPCION
1	227006	1	PREM. ATTACCO TERGI MAXIMA 2017	SAUGFUSSKUPPLUNG	ATTAQUE DE SUCEUR	SAUGFUSSKUPPLUNG	ACOPLAMIENTO LIMPIADOR
1.1	415901	2	DADO M6 AUTOBL. UNI 7474 INOX	NUT	ECROU	MUTTER	TUERCA
1.2	409048	2	DADO M8x5 UNI 5589 A2	NUT	ECROU	MUTTER	TUERCA
1.3	447887	3	VOLANTINO LOBATO PASSANTE V/40/PS M8 YEL	HANDWHEEL	VOLANT	HANDGRIFF	RUEDA DE MANIOBRA
1.4	408092	2	MOLLA COMPR. E 26 L 30 FILO 1.5	SPRING	RESSORT	FEDER	RESORTE
1.5	408086	2	DISTANZIALE D=12 d=6,2 S=36 C40	SPACER	ENTRETOISE	DISTANZHÜLSE	DISTANCIADOR
1.6	400841	2	PERNO REGISTRO SIMPLA	PIN	AXE	BOLZEN	PERNO
1.7	400839	2	STAFFA RUOTA ATTACCO TERGI SIMPLA	SUPPORT	ATTAQUE	HALTERUNG	SOPORTE FIJADOR
1.8	408657	2	VITE M6X50 TE UNI 5739 A2	SCREW	VIS	SCHRAUBE	TORNILLO
1.9	438487	2	RUOTA D=80 H=25 GOMMA GRIGIA	WHEEL	ROUE	RAD	RUEDA
1.10	445474	1	ATTACCO TERGI MAXIMA 2017	SQUEEGEE COUPLING	ATTAQUE DE SUCEUR	SAUGFUSSKUPPLUNG	ACOPLAMIENTO LIMPIADOR
1.11	442964	1	BOLLA DI LIVELLO DOPPIA	BUBBLE LEVEL	NIVEAU A BULLE	BUBBLE LEVEL	NIVEL BURBUJA
1.12	422111	2	VITE M4x10 TCBEI ISO 7380 A2	SCREW	VIS	SCHRAUBE	TORNILLO
1.14	409185	1	ROSETTA 9x24x2,5 UNI 6593 A2	WASHER	RONDELLE	UNTERLEGSCHEIBE	ARANDELA
1.15	446343	1	BOCCOLA D=25-14,9 d=8,2 S=14,7 OT58	BUSHING	BAGUE	BUCHSE	CASQUILLO
1.16	409051	1	DADO M8X8 INOX UNI 5587	NUT	ECROU	MUTTER	TUERCA
1.18	446337	1	PERNO REGOLAZIONE TERGI MAXIMA 2017 P.01	PIN	AXE	BOLZEN	PERNO
1.19	446342	1	PERNO REGOLAZIONE TERGI MAXIMA 2017 P.02	PIN	AXE	BOLZEN	PERNO
1.20	445471	1	MANOPOLA REGOLAZIONE TERGI MAXIMA 2017	KNOB	POIGNEE	HANDGRIFF	EMPUÑADURA
1.24	447841	1	VITE M8x90 TE UNI 5739 A2	SCREW	VIS	SCHRAUBE	TORNILLO
1.25	409083	1	DADO M6x8 AUTOBL. UNI 7473 DIN 982 A2	NUT	ECROU	MUTTER	TUERCA
1.26	408622	1	VITE M6X20 TTQST UNI 5732 A2	SCREW	VIS	SCHRAUBE	TORNILLO
1.27	408695	1	VITE M8x45 TE UNI 5739 A2	SCREW	VIS	SCHRAUBE	TORNILLO
1.28	409187	1	ROSETTA GROWER 8x13x2,2 A2	WASHER	RONDELLE	UNTERLAGSCHEIBE	ARANDELA
2	445473	1	BRACCIO ANT. ATTACCO TERGI MAXIMA 2017	ARM	BRAS	ARM	BRAZO
3	441678	1	PERNO ATTACCO TERGI ANTEA B-BT	PIN	AXLE	BOLZEN	PERNO
4	422570	2	MOLLE SL PER PERNO FORCELLA DIAM 8	SPRING	RESSORT	FEDER	RESORTE
5	436190	1	MOLLA A GAS 16-1 L=146 CORSA=40 F=150 N	GAS SHOCK ABSORBER	RESSORT	GASFEDER	AMORTIGUADOR A GAS
6	409083	2	DADO M6x8 AUTOBL. UNI 7473 DIN 982 A2	NUT	ECROU	MUTTER	TUERCA
7	407670	2	VITE M6x25 TE UNI 5739 A2	SCREW	VIS	SCHRAUBE	TORNILLO
8	445624	1	PIASTRA SOLLEVAMENTO TERGI MAXIMA 2017	PLAQUE	PLAQUE	BEFESTIGUNGSAUFLAGE	PLACA
9	408058	2	BOCCOLA LAMEL. Ø18 x ø16 x H12 COLL. Ø24	BUSHING	BAGUE	BUCHSE	CASQUILLO
10	446349	1	PIASTRA MICROINTERRUTTORE MAXIMA 2017	SUPPORT	SUPPORT	HALTERUNG	SUPORTE
11	436587	1	MANOPOLA LEVA COMANDO BASAM.-TERGI MXR	KNOB	POIGNEE	HANDGRIFF	EMPUÑADURA
12	227007	1	CATENA INOX NR 17 FILO=4 20 ANELLI	CHAIN	CHAINE	KETTE	CADENA

CR-04 GRUPPO COMANDO TERGIPAVIMENTO

SQUEEGEE CONTROL ASSEMBLY
 GROUPE COMMANDE DE SUCEUR
 GRUPPE SAUGFUSSBETÄTIGUNG
 GRUPO MANDO LIMPIAPAVIMENTOS



CR-04 GRUPPO COMADO TERGIPAVIMENTO

POS	CODICE	QTÀ	DESCRIZIONE	DENOMINATION	DESCRIPTION	BENENNUNG	DESCRIPCION
13	409499	1	MICRO 16A 3x22 LEVA CORTA	MICROSWITCH	MICROINTERRUPTEUR	MIKROSCHALTER	MICROINTERRUPTOR
14	446348	1	LEVA COMANDO TERGI MAXIMA 2017	LEVER	LEVIER	HEBEL	PALANCA
15	227940	1	GUAINA TERMORESTRINGENTE D=19 L=420	SHEATH	GAINE	SCHUTZMANTEL	VAINA
16	446803	1	GUARNIZ. EPDM 8 x 7 L=396 (POR304/B/OPC)	GASKET	JOINT	DICHTUNG	JUNTA
17	446286	1	GANCIO SINGOLO DX MAXIMA 2017	HOOK RIGHT	CROCHET DROITE	HAKEN RECHTS	GANCHO DERECHO
18	446285	1	GANCIO SINGOLO SX MAXIMA 2017	HOOK LEFT	CROCHET GAUCHE	HAKEN LINKS	GANCHO IZQUIERDO
19	415709	2	VITE M3X16 TE UNI 5739 INOX A2	SCREW	VIS	SCHRAUBE	TORNILLO
20	407645	4	VITE M5X16 TE UNI 5739 ZINC	SCREW	VIS	SCHRAUBE	TORNILLO
21	418275	2	VITE AUTOF. 4,2x13 TCTC SPUNTATA NERA	SCREW	VIS	SCHRAUBE	TORNILLO
22	428729	1	VITE M8x20 TBEI ISO 7380 FL INOX	SCREW	VIS	SCHRAUBE	TORNILLO
23	416779	1	VITE M8x35 TBEI ISO 7380 ZINC	SCREW	VIS	SCHRAUBE	TORNILLO
24	447897	1	DADO PROLUNGA M8X20	NUT	ECROU	MUTTER	TUERCA
25	215741	1	CATENELLA ZN i=22x8 FILO=4 N°2 ANELLO	CHAIN	CHAINE	KETTE	CADENA
26	424416	1	GRANO M6x60 UNI 5923 ZINC.	SCREW	VIS	SCHRAUBE	TORNILLO
27	410463	2	CLIPS PER FORCELLA M6X24 LUNGA	CLIP	CLIP	KLIPP	CLIP
28	415887	2	DADO M6x4 UNI 5589 ZINC.	NUT	ECROU	MUTTER	TUERCA
29	410455	2	FORCELLA M6X24 UNI 1676 LUNGA	FORK	FOURCHETTE	GABELKOPF	HORQUILLA
30	409154	4	ROSETTA GROWER 5x1,6 ZINC	WASHER	RONDELLE	UNTERLAGSCHEIBE	ARANDELA
31	409150	4	ROSETTA 5X11X1 UNI 6592 ZINC	WASHER	RONDELLE	UNTERLAGSCHEIBE	ARANDELA
32	408691	1	VITE M8x40 TE UNI5737 A2	SCREW	VIS	SCHRAUBE	TORNILLO

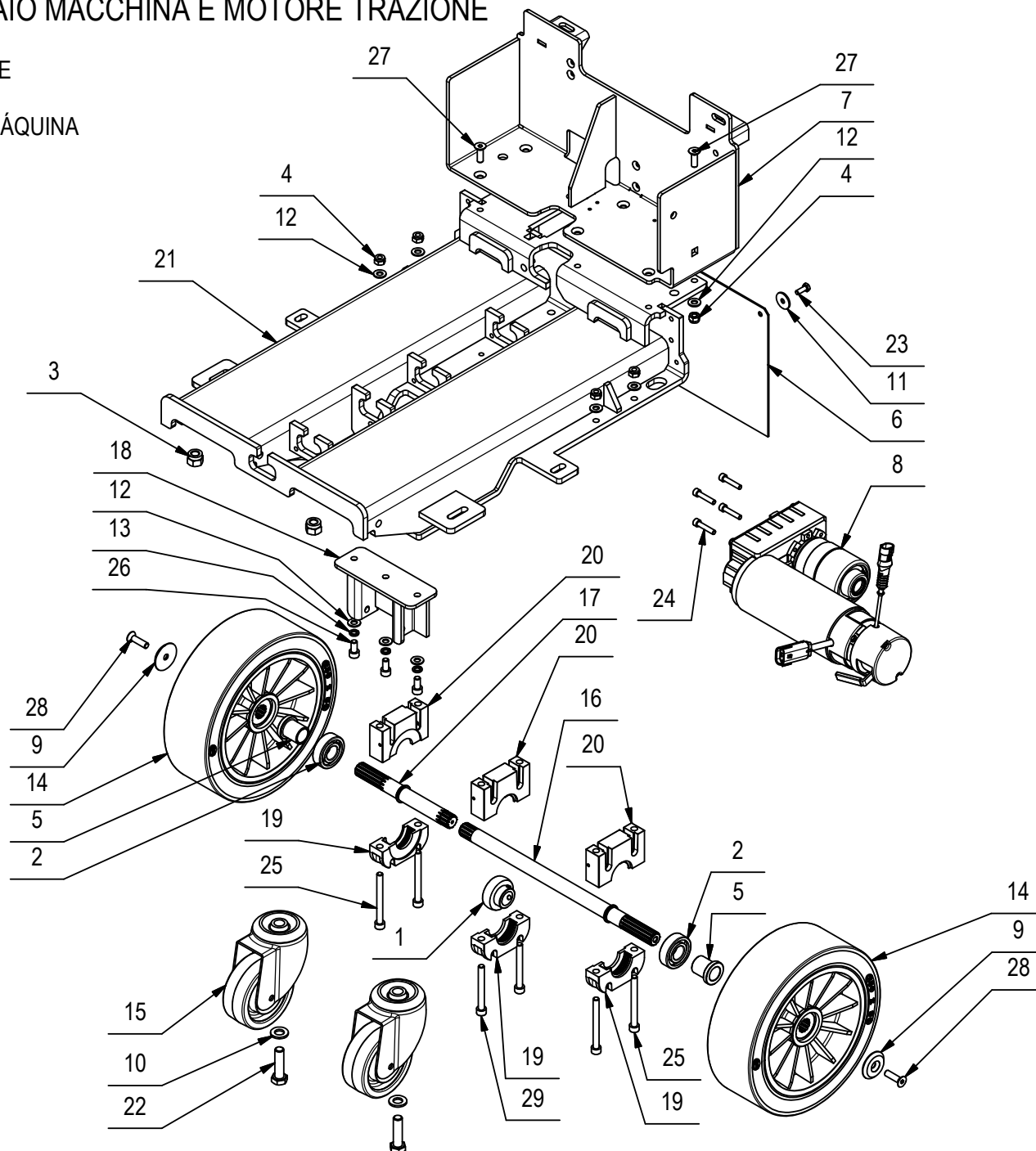
CR-05 GRUPPO TELAIO MACCHINA E MOTORE TRAZIONE

GROUP CHASSIS MACHINE

GROUPE CHASSIS MACHINE

GROUP FRAME MACHINE

GRUPO BASTIDOR DE LA MÁQUINA



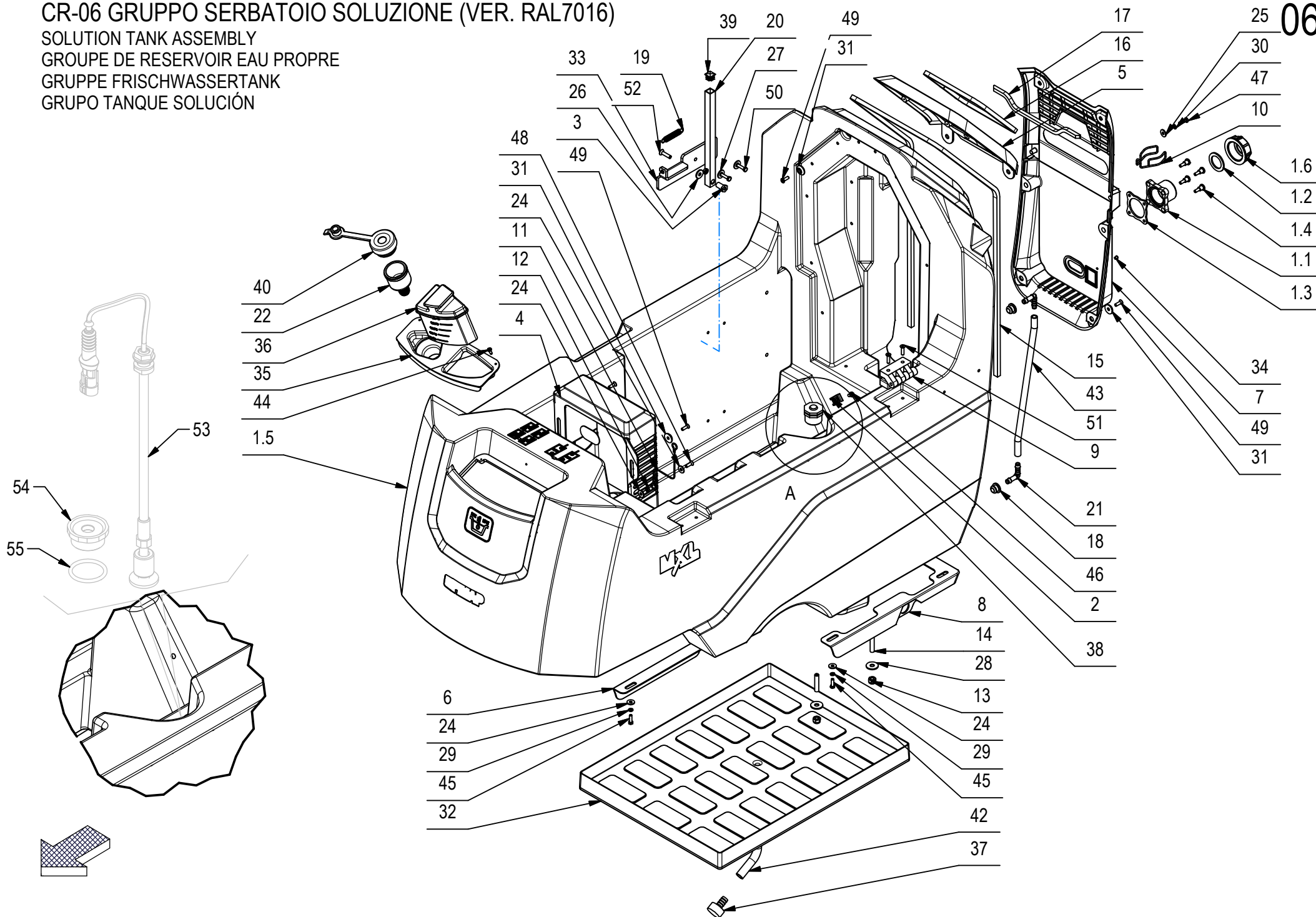
CR-05 GRUPPO TELAIO MACCHINA E MOTORE TRAZIONE

POS	CODICE	QTA	DESCRIZIONE	DESCRIPTION	DESIGNATION	BEZEICHNUNG	DESCRIPCION
1	415662	1	CUSCINETTO SB 204 CON BLOCC. PER SUPP.	BEARING	ROULEMENT	LAGER	COJINETE
2	408435	2	CUSCINETTO SF 6204 D=47 d=20 S=14	BEARING	ROULEMENT	LAGER	COJINETE
3	409093	2	DADO M12x15 AUTOBL. UNI 7473 ZINC	NUT	ECROU	MUTTER	TUERCA
4	409085	7	DADO M8x8.5 AUTOBL. UNI 7474 ZINC	LOCK NUT	ECROU AUTOFREINES	SICHERUNGSMUTTER	TUERCA AUTOBLOCANTE
5	449201	2	DISTANZIALE D=33-25 d=20,2 L=32 S235	SPACER	ENTRETOISE	DISTANZHÜLSE	DISTANCIADOR
6	449197	1	GOMMA LUBRITENE PROTEZIONE TERGI 435x207	RUBBER	BAVETTE	SAUGGUMMI	GOMA
7	449200	1	MENSOLA PER TELAIO MXL 2018	SUPPORT FRAME	SUPPORT CHASSIS	HALTERUNG RAHMEN	SOPORTE BASTIDOR
8	222454	1	MOTORID. 24V 300W 115G 18A EL.FRE.+MOLEX	GEARED MOTOR	MOTO-REDUCTEUR	GETRIEBEMOTOR	MOTORREDUCTOR
9	415250	2	RONDELLA d=8,5 D=40 S=5 PER RUOTA	WASHER	RONDELLE	UNTERLAGSCHEIBE	ARANDELA
10	409201	2	ROSETTA 13x24x2.5 UNI 6592 ZINC	WASHER	RONDELLE	UNTERLAGSCHEIBE	ARANDELA
11	409162	4	ROSETTA 6,5x24x2 UNI 6593 ZINC	WASHER	RONDELLE	UNTERLAGSCHEIBE	ARANDELA
12	409175	10	ROSETTA 8x17x1,6 UNI 6592 ZINC.	WASHER	RONDELLE	UNTERLAGSCHEIBE	ARANDELA
13	409181	3	ROSETTA GROWER 8x13x2,2 ZINC	LOCK WASHER	RONDELLE FREIN	ZAHNSCHEIBE	ARANDELLA DENTADA
14	449202	2	RUOTA D=250 L=80 DIN5482 20-17 PU	WHEEL	ROUE	RAD	RUEDA
15	426305	2	RUOTA PIVOTTANTE D=100 h=141 RES	CASTOR WHEEL	ROUE PIVOTANTE	LENKROLLE	RUEDA PIVOTANTE
16	437903	1	SEMIASSE FSR D=20 L=364,5 (53-18)	AXLE SHAFT	DEMI-ESSIEU	ACHSWELLE	SEMIEJE
17	216811	1	SEMIASSE SX MMX	LEFT AXLE SHAFT	DEMI-ESSIEU GAUCHE	ACHSWELLE LINKS	SEMIEJE IZQUIERDO
18	449198	1	SUPPORTO BRACCIO TERGI MXL 2018	SUPPORT	SUPPORT	HALTERUNG	SOPORTE
19	210489	3	SUPPORTO CUSCINETTO INF. LAVORATO HS50	BEARING SUPPORT	SUPPORT ROULEMENT	LAGERHALTERUNG	SOPORTE COJINETE
20	210488	3	SUPPORTO CUSCINETTO SUP. LAVORATO HS50	BEARING SUPPORT	SUPPORT ROULEMENT	LAGERHALTERUNG	SOPORTE COJINETE
21	449203	1	TELAIO MXL 2018	FRAME	CHASSIS	RAHMEN	BASTIDOR
22	408747	2	VITE M12x45 TE UNI 5739 (8.8) ZINC.	SCREW	VIS	SCHRAUBE	TORNILLO
23	407663	4	VITE M6x16 TE UNI 5739 ZINC	SCREW	VIS	SCHRAUBE	TORNILLO
24	408798	4	VITE M6x30 TCEI UNI 5931 ZINC	SCREW	VIS	SCHRAUBE	TORNILLO
25	408822	4	VITE M8x80 TCCE UNI 5931 (8.8) ZINC	SCREW	VIS	SCHRAUBE	TORNILLO
26	415765	3	VITE M8x16 ZINC TCEI UNI 5931	SCREW	VIS	SCHRAUBE	TORNILLO
27	408986	6	VITE M8x25 TPSEI UNI5933 ZINC	SCREW	VIS	SCHRAUBE	TORNILLO
28	408982	2	VITE M8x30 TPSEI UNI 5933 ZINC	SCREW	VIS	SCHRAUBE	TORNILLO
29	418302	2	VITE M8x70 TCEI UNI 5931 FP ZINC	SCREW	VIS	SCHRAUBE	TORNILLO

CR-06 GRUPPO SERBATOIO SOLUZIONE (VER. RAL7016)

SOLUTION TANK ASSEMBLY
 GROUPE DE RESERVOIR EAU PROPRE
 GRUPPE FRISCHWASSERTANK
 GRUPO TANQUE SOLUCIÓN

06



CR-06 GRUPPO SERBATOIO SOLUZIONE (VER. RAL7016)

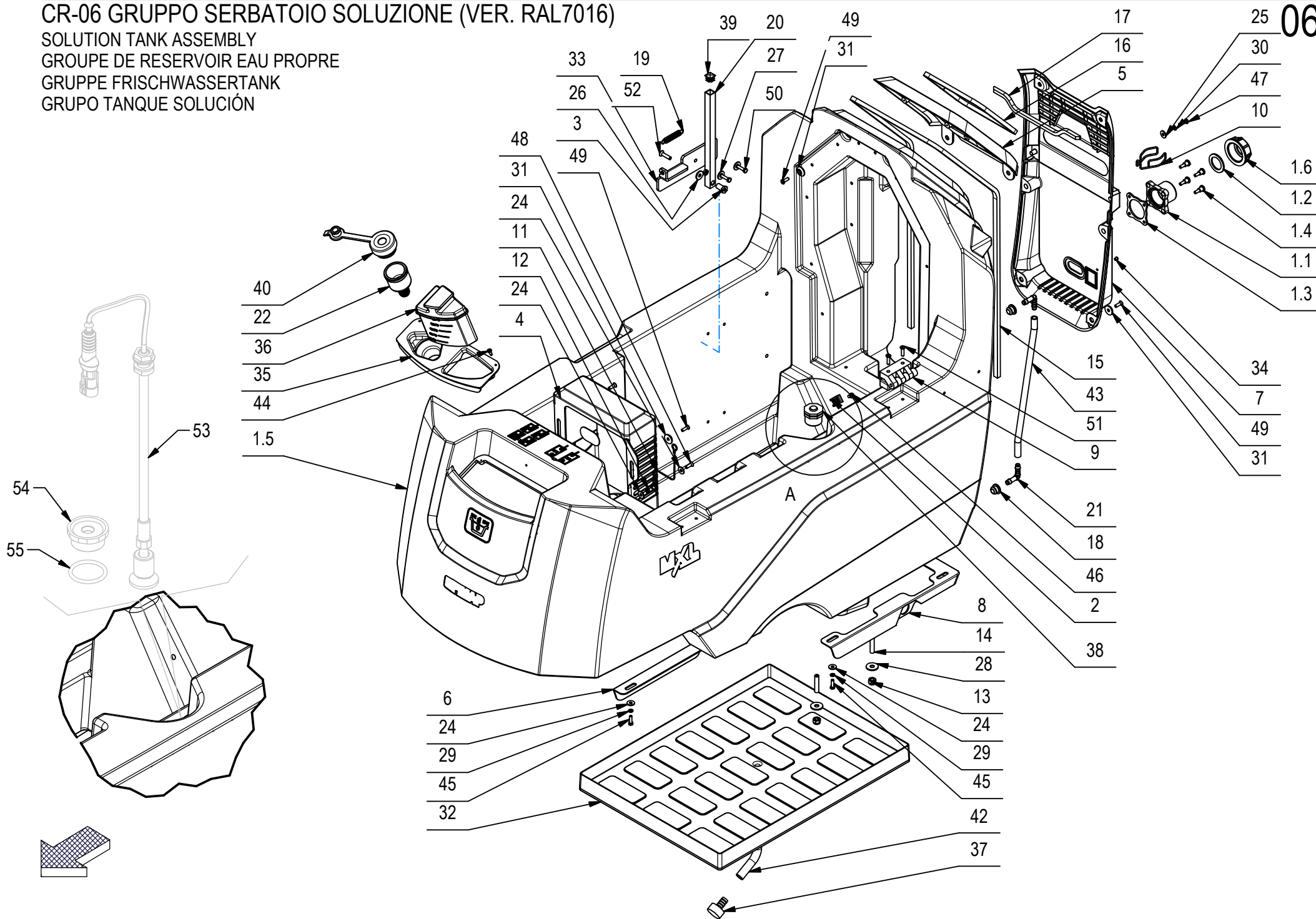
06

POS	CODICE	QTA	DESCRIZIONE	DESCRIPTION	DESIGNATION	BEZEICHNUNG	DESCRIPCION
1	228991	1	ASSIEME SERBATOIO SOLUZIONE MXL 2018	SOLUTION TANK	RESERVOIR EAU PROPRE	FRISCHWSSERTANK	TANQUE SOLUCION
1.1	449972	1	FLANGIA 1-1/4 GAS M GEOLINE SERIE 463	FLANGE	FLASQUE	FLANSCH	BRIDA
1.2	424271	1	GUARNIZIONE 27,5x39,5x2,5 (ARG 40015)	GASKET	JOINT	DICHTUNG	JUNTA
1.3	449975	1	GUARNIZIONE PER FLANGIA 449972	GASKET	JOINT	DICHTUNG	JUNTA
1.4	449997	4	PERNO D8X8 M5X12	PIN	AXE	BOLZEN	PERNO
1.5	448671	1	SERBATOIO SOLUZIONE MXL 2018 RAL 7016	SOLUTION TANK	RESERVOIR EAU PROPRE	FRISCHWSSERTANK	TANQUE SOLUCION
1.6	449973	1	TAPPO 1-1/4 GAS GEOLINE 2102050	COVER	COUVERCLE	DECKEL	TAPA
2	409819	5	BASSETTA TC 142 PER FASCETTE	SUPPORT PLATE	PLAQUE SUPPORT	STÜTZPLATTE	PLACA SOPORTE
3	449800	1	BOCCOLA D=CH13-10 D=M6 S=20 INOX	BUSHING	BAGUE	BUCHSE	CASQUILLO
4	449303	1	CARTER CARICABATTERIA MXL 2018	COVER	CARTER	ABDECKUNG	CARTER
5	445776	1	CARTER CARICABATTERIE ALTO MAXIMA 2017	COVER	CARTER	ABDECKUNG	CARTER
6	449132	1	CARTER POSTERIORE DX MXL 2018	COVER RIGHT	CARTER DROITE	ABDECKUNG RECHTS	CARTER DERECHO
7	445777	1	CARTER POSTERIORE MAXIMA 2017	COVER	CARTER	ABDECKUNG	CARTER
8	449131	1	CARTER POSTERIORE SX MXL 2018	COVER LEFT	CARTER GAUCHE	ABDECKUNG LINKS	CARTER IZQUIERDO
9	416320	2	CERNIERA GAMM MODELLO C65/A	HINGE	CHARNIERE	SCHARNIER	BISAGRA
10	435588	1	CLIP TUBO SCARICO D=37 FILO D=2,5	SPRING	RESSORT	FEDER	RESORTE
11	400653	1	CORDA CON OCCHIELLI D 2X450	STRING	CORDE	SCHNUR	CUERDA
12	409038	1	DADO M5x3,5 UNI 5589 ZINC	LOCK NUT	ECROU AUTOFREINES	SICHERUNGSMUTTER	TUERCA AUTOBLOCANTE
13	409085	4	DADO M8x8.5 AUTOBL. UNI 7474 ZINC	LOCK NUT	ECROU AUTOFREINES	SICHERUNGSMUTTER	TUERCA AUTOBLOCANTE
14	438818	4	GRANO M8x40 EI INOX UNI 5923	DOWEL	VIS CYLINDRIQUE	MADENSCHRAUBE	TORNILLO
15	446812	1	GUARNIZIONE 8X10 L=1640 EPDM LATO ADES	GASKET	JOINT	DICHTUNG	JUNTA
16	446809	1	GUARNIZIONE 8X10 L=596 EPDM LATO ADES	GASKET	JOINT	DICHTUNG	JUNTA
17	446791	1	GUARNIZIONE 8x7 L=280 POR304/B/OPC	GASKET	JOINT	DICHTUNG	JUNTA
18	428561	2	GUARNIZIONE D=20 d=8 L=12,5 TIPO PWS8	GASKET	JOINT	DICHTUNG	JUNTA
19	408113	1	MOLLA 10x1,1x55	SPRING	RESSORT	FEDER	RESORTE
20	449797	1	PUNTELLO SERB. RECUPERO MXL 2018 RAL1018	PROP	LEVIER	ABSTÜTZUNG	PUNTAL
21	428562	2	RACCORDO A GOMITO D=8 L=30 TIPO WS8	ELBOW	COUDE	WINKELVERSCHRAUBUNG	RACOR CODO
22	433650	1	RACCORDO RIPIEMPIENTO PER TUBO Ø18 - MY50	FITTING	RACCORD	VERSCHRAUBUNG	RACOR
23	417989	2	RONDELLA 5.5x20x1.5 ZNT DIN 9021	WASHER	RONDELLE	UNTERLAGSCHEIBE	ARANDELA
24	409151	7	ROSETTA 5,5x15x1.5 UNI 6593 ZINC	WASHER	RONDELLE	UNTERLAGSCHEIBE	ARANDELA
25	409152	1	ROSETTA 5x15x1.5 UNI 6593 A2	WASHER	RONDELLE	SCHEIBE	ARANDELA
26	409161	1	ROSETTA 6,6x18x2 UNI 6593 A2	WASHER	RONDELLE	SCHEIBE	ARANDELA
27	409175	2	ROSETTA 8x17x1,6 UNI 6592 ZINC.	WASHER	RONDELLE	UNTERLAGSCHEIBE	ARANDELA
28	409179	4	ROSETTA 9x24x2,5 UNI 6593 ZINC	WASHER	RONDELLE	UNTERLAGSCHEIBE	ARANDELA
29	409154	5	ROSETTA GROWER 5x1,6 ZINC	WASHER	RONDELLE	UNTERLAGSCHEIBE	ARANDELA

CR-06 GRUPPO SERBATOIO SOLUZIONE (VER. RAL7016)

SOLUTION TANK ASSEMBLY
 GROUPE DE RESERVOIR EAU PROPRE
 GRUPPE FRISCHWASSERTANK
 GRUPO TANQUE SOLUCIÓN

06



CR-06 GRUPPO SERBATOIO SOLUZIONE (VER. RAL7016)

POS	CODICE	QTA	DESCRIZIONE	DESCRIPTION	DESIGNATION	BEZEICHNUNG	DESCRIPCION
30	409155	1	ROSETTA M5 UNI 1751 INOX GROWER	WASHER	RONDELLE	UNTERLAGSCHEIBE	ARANDELA
31	400250	19	ROSETTA SOTTOVITE D=5X20	WASHER	RONDELLE	UNTERLAGSCHEIBE	ARANDELA
32	430990	1	SOTTOFONDO BATTERIE ABS DIM. 532x394	BATTERY BASE	BAC LOGEMENT BATTERIES	BATTERIEKASTEN	PLACA ASIENTO BATERIAS
33	449796	1	STAFFA PUNTELLO SERB. REC. MXL 2018	PLAQUE	PLAQUE	BEFESTIGUNGSAUFLAGE	PLACA
34	409827	1	TAPPO A SCATTO DIAM.4,8 HEYCO	PLUG	BOUCHON	DECKEL	ASIENTO
35	445778	1	TAPPO ACQUA ANTERIORE MAXIMA 2017	CAP	CAPUCHON	KAPPE	TAPON
36	436385	1	TAPPO CARICO ACQUA CON DOSATORE MXR	COVER	COUVERCLE	DECKEL	TAPA
37	400651	1	TAPPO D=13 NYLON	PLUG	BOUCHON	STOPFEN	TAPON
38	443274	1	TAPPO MASCHIO G1" 215040 ARAG	CAP	CAPUCHON	KAPPE	TAPON
39	442004	1	TAPPO PER TUBO QUADRO 15x15	CAP	CAPUCHON	KAPPE	TAPON
40	221057	1	TAPPO RIEMPIM. RAPIDO SOLUZIONE FORATO	CAP	CAPUCHON	KAPPE	TAPON
41	436261	1	TUBO FLEX EVA D=19,5 L=1500	PIPE	TUBE	ROHR	TUBO
42	229039	1	TUBO LAGUNA D=16 d=14 L=180	PIPE	TUBE	ROHR	TUBO
43	217670	1	TUBO VITREO D=12 d=8 L=310	PIPE	TUBE	ROHR	TUBO
44	408879	2	VITE D.4,2x13 AUTOF. UNI 6954 A2	SCREW	VIS	SCHRAUBE	TORNILLO
45	407645	5	VITE M5X16 TE UNI 5739 ZINC	SCREW	VIS	SCHRAUBE	TORNILLO
46	418311	5	VITE M5x10 TCTC UNI 7687 (4.8) ZINC.	SCREW	VIS	SCHRAUBE	TORNILLO
47	407646	1	VITE M5x16 TE UNI 5739 A2	SCREW	VIS	SCHRAUBE	TORNILLO
48	422975	1	VITE M5x16 TPSEI UNI 5933 ZN	SCREW	VIS	SCHRAUBE	TORNILLO
49	438302	19	VITE M5x16 TSPTC UNI 7688 ZINC. NERO	SCREW	VIS	SCHRAUBE	TORNILLO
50	407647	2	VITE M5x20 TE UNI 5739 ZINC	SCREW	VIS	SCHRAUBE	TORNILLO
51	408958	4	VITE M5x20 TPSEI UNI 5933 A2	SCREW	VIS	SCHRAUBE	TORNILLO
52	408972	1	VITE M6x25 TPSEI UNI 5933 A2	SCREW	VIS	SCHRAUBE	TORNILLO
53	229049	1	GALLEGG. A STELO L=250+CONN.AMP+DIST	FLOAT	FLOTTEUR	SCHWIMMER	FLOTADOR
54	443809	1	TAPPO ESAG. X GALLEG. D=G1" d=12 OT58	CAP	CAPUCHON	KAPPE	TAPON
55	408497	1	GUARNIZIONE OR 4125 (138) D.31,34x3,53	O-RING	JOINT	O-RING	JUNTA ANULAR

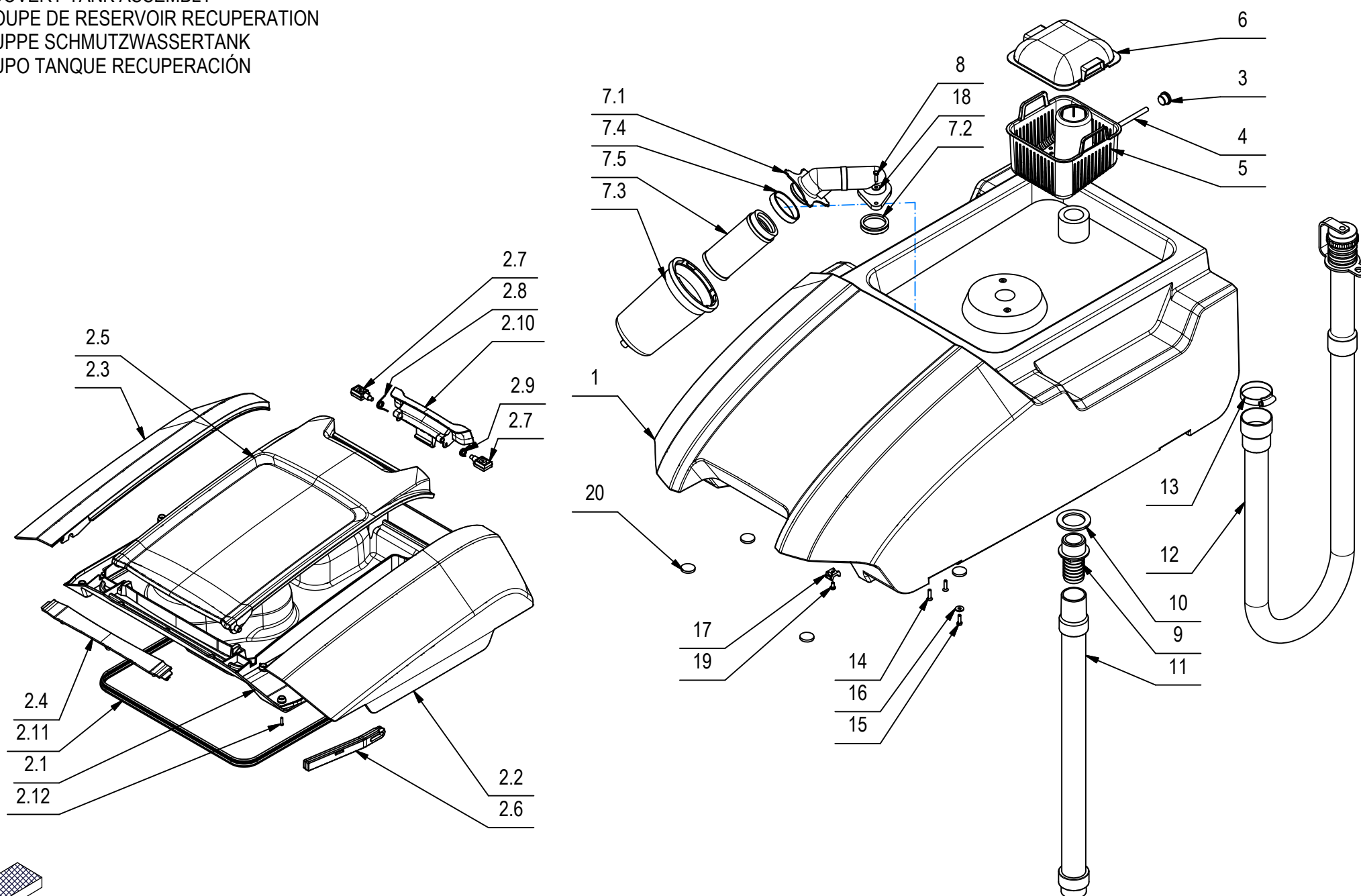
CR-07 GRUPPO SERBATOIO RECUPERO (VER. RAL5012)

RECOVERY TANK ASSEMBLY

GROUPE DE RESERVOIR RECUPERATION

GRUPPE SCHMUTZWASSERTANK

GRUPO TANQUE RECUPERACIÓN



CR-07 GRUPPO SERBATOIO RECUPERO (VER. RAL5012)

POS	CODICE	QTÀ	DESCRIZIONE	DESCRIPTION	DESIGNATION	BEZEICHNUNG	DESCRIPCION
1	448672	1	SERBATOIO RECUPERO MXL 2018 RAL 5012	RECOVERY TANK	RESERVOIR EAU SALE	SCHMUTZWSSERTANK	TANQUE AGUA SUCIA
2	228458	1	PREM. COPERCHIO ASP. MXL 2018	COVER	COUVERCLE	DECKEL	TAPA
2.1	449134	1	SCOCCA INFERIORE COPERCHIO MXL 2018	LOWER FRAME	CHASSIS INFERIEUR	UNTERES GESTELL	BASTIDOR INFERIOR
2.2	449137	1	SCOCCA SX SUPERIORE COPERCHIO MXL 2018	LEFT COVER	CARTER GAUCHE	LINKE ABDECKUNG	COBERTURA IZQUIERDA
2.3	449140	1	SCOCCA DX SUPERIORE COPERCHIO MXL 2018	RIGHT COVER	CARTER DROITE	RECHTE ABDECKUNG	COBERTURA DERECHA
2.4	449141	1	TRAVERSO SCOCCA COPERCHIO MXL 2018	BAR	TRAVERSE	TRÄGER	TRAVERSAÑO
2.5	445773	1	SPORTELLO COPERCHIO MAXIMA 2017	COVER	COUVERCLE	DECKEL	TAPA
2.6	445771	1	ASTINA COPERCHIO MAXIMA 2017	ROD	TIGE	STANGE	VARILLA
2.7	446092	2	BLOCCHETTO MANIGLIA COPERCHIO MAXIMA17	BLOCK HANDLE	PETIT BLOC MANCHE	ARRETIERUNG HANDGRIFF	BLOQUE MANILLA
2.8	446659	1	MOLLA DX MANIGLIA MANUBRIO MAXIMA 2017	SPRING	RESSORT	FEDER	RESORTE
2.9	446665	1	MOLLA SX MANIGLIA MANUBRIO MAXIMA 2017	SPRING	RESSORT	FEDER	RESORTE
2.10	445770	1	MANIGLIA SPORTELLO COPERCHIO MAXIMA 2017	HANDLE	MANCHE	HANDGRIFF	MANILLA
2.11	228457	1	GUARNIZIONE TENUTA COP. MXL L=1710	GASKET	JOINT	DICHTUNG	JUNTA
2.12	440886	13	VITE AUTOF. D.3,5 x 14 UNI 9707-Pz-TZ A2	SCREW	VIS	SCHRAUBE	TORNILLO
3	447668	1	TAPPO MISELLI TCNB/38 G3/8" + GUARNIZ	CAP	CAPUCHON	KAPPE	TAPON
4	446352	1	PERNO COPERCHIO MAXIMA 2017	PIN	AXE	BOLZEN	PERNO
5	445614	1	VASCHETTA INFERIORE MAXIMA 2017	DISTRIBUTOR	DISTRIBUTEUR	VERTEILER	DISTRIBUDOR
6	445615	1	CUPOLA VASCHETTA MAXIMA 2017	COVER	COUVERCLE	DECKEL	TAPA
7	227015	1	ASSIEME GALLEGGIANTE MAXIMA	FLOAT	FLOTTEUR	SCHWIMMER	FLOTADOR
7.1	445612	1	ATTACCO GALLEGGIANTE D=38 MAXIMA 2017	COUPLING FLOAT	ATTAQUE FLOTTEUR	KUPPLUNG SCHWIMMER	ACOPLAMIENTO FLOTADOR
7.2	446353	1	GUARNIZIONE V-RING VA0040 H=9 NBR	GASKET	JOINT	DICHTUNG	JUNTA
7.3	433652	1	PROTEZIONE GALLEGGIANTE D.110 x 182 MY50	FLOAT PROTECTION	FLOTTEUR PROTECTION	SCHWIMMERE ABDECKUNG	PROTECCION FLOTADOR
7.4	432893	1	FASCETTA FILTRO	CLAMP	COLLIER	BRIDE	ABRAZADERA
7.5	412363	1	ASSIEME FILTRO A CARTUCCIA D=60 H=130	FILTER ASSEMBLY	FILTRE COMPLET	FILTER KOMPLETT	FILTRO COMPLETO
8	407646	2	VITE M5x16 TE UNI 5739 A2	SCREW	VIS	SCHRAUBE	TORNILLO
9	410397	1	RACCORDO PORTAGOMMA DIRITTO D38	FITTING	RACCORD	VERSCHRAUBUNG	RACOR
10	405960	1	GUARNIZIONE GOMMA PER RACCORDO 410397	GASKET	JOINT	DICHTUNG	JUNTA
11	446963	1	TUBO ESTENSIBILE 1:4 d=35 L=650 SVI	PIPE	TUBE	ROHR	TUBO
12	449788	1	TUBO D.38x1380 SPIR. MAN. D.50+TAPPO ARR	PIPE	TUBE	ROHR	TUBO
13	410295	1	FASCETTA A VITE 44-56 X 12,2	CLAMP	COLLIER	BRIDE	ABRAZADERA
14	408958	4	VITE M5x20 TPSEI UNI 5933 A2	SCREW	VIS	SCHRAUBE	TORNILLO
15	407645	1	VITE M5X16 TE UNI 5739 ZINC	SCREW	VIS	SCHRAUBE	TORNILLO
16	409151	1	ROSETTA 5,5x15x1.5 UNI 6593 ZINC	WASHER	RONDELLE	UNTERLAGSCHEIBE	ARANDELA
17	409819	1	BASSETTA TC 142 PER FASCETTE	SUPPORT PLATE	PLAQUE SUPPORT	STÜTZPLATTE	PLACA SOPORTE
18	409152	2	ROSETTA 5x15x1.5 UNI 6593 A2	WASHER	RONDELLE	SCHEIBE	ARANDELA

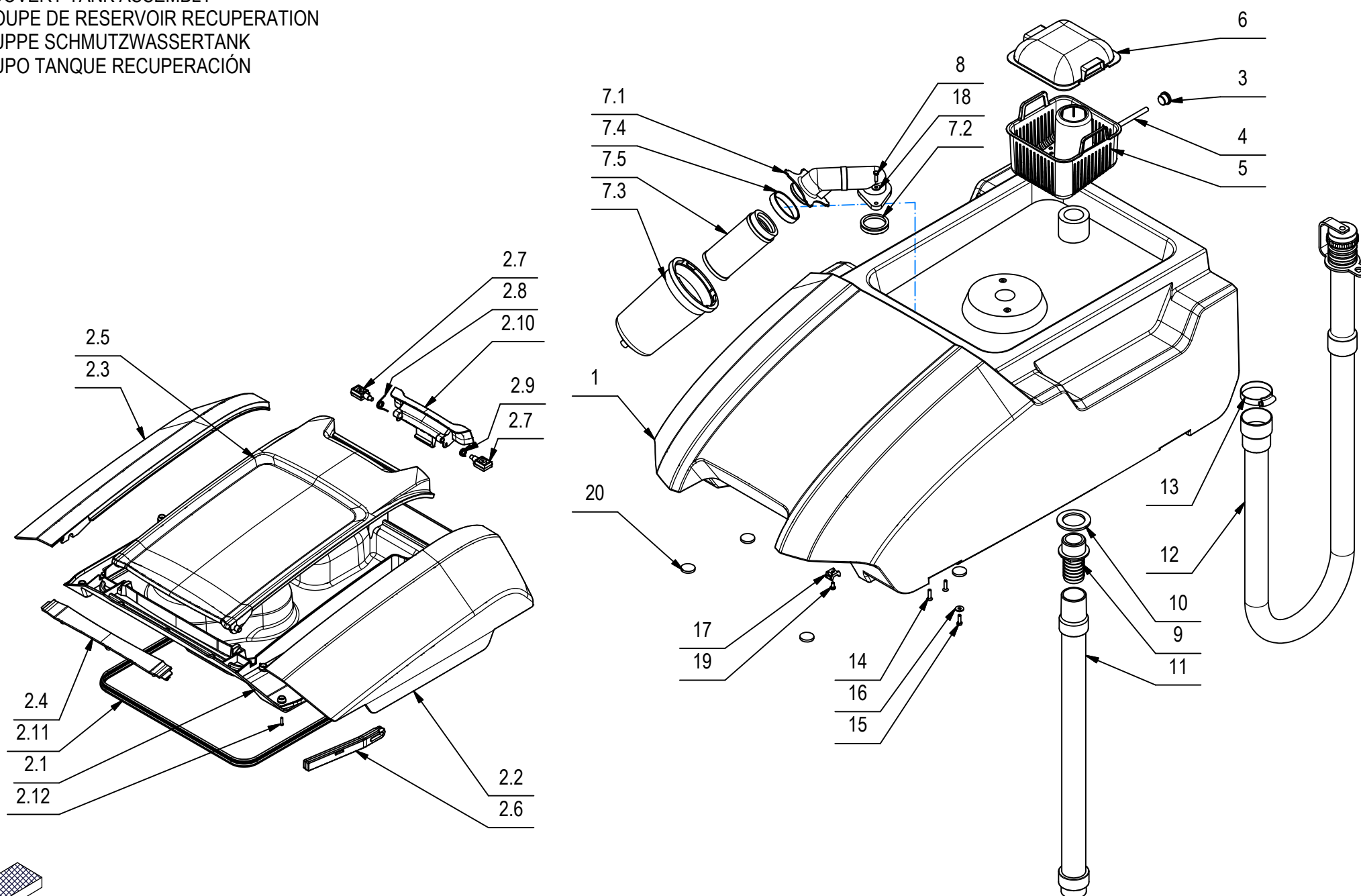
CR-07 GRUPPO SERBATOIO RECUPERO (VER. RAL5012)

RECOVERY TANK ASSEMBLY

GROUPE DE RESERVOIR RECUPERATION

GRUPPE SCHMUTZWASSERTANK

GRUPO TANQUE RECUPERACIÓN



CR-07 GRUPPO SERBATOIO RECUPERO (VER. RAL5012)

07

POS	CODICE	QTÀ	DESCRIZIONE	DESCRIPTION	DESIGNATION	BEZEICHNUNG	DESCRPCIÓN
19	418311	1	VITE M5x10 TCTC UNI 7687 (4.8) ZINC.	SCREW	VIS	SCHRAUBE	TORNILLO
20	449762	4	GOMMINO APPOGGIO SERB RECUPERO MXL 2018	RUBBER	BAVETTE	SAUGGUMMI	GOMA

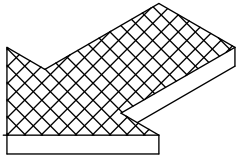
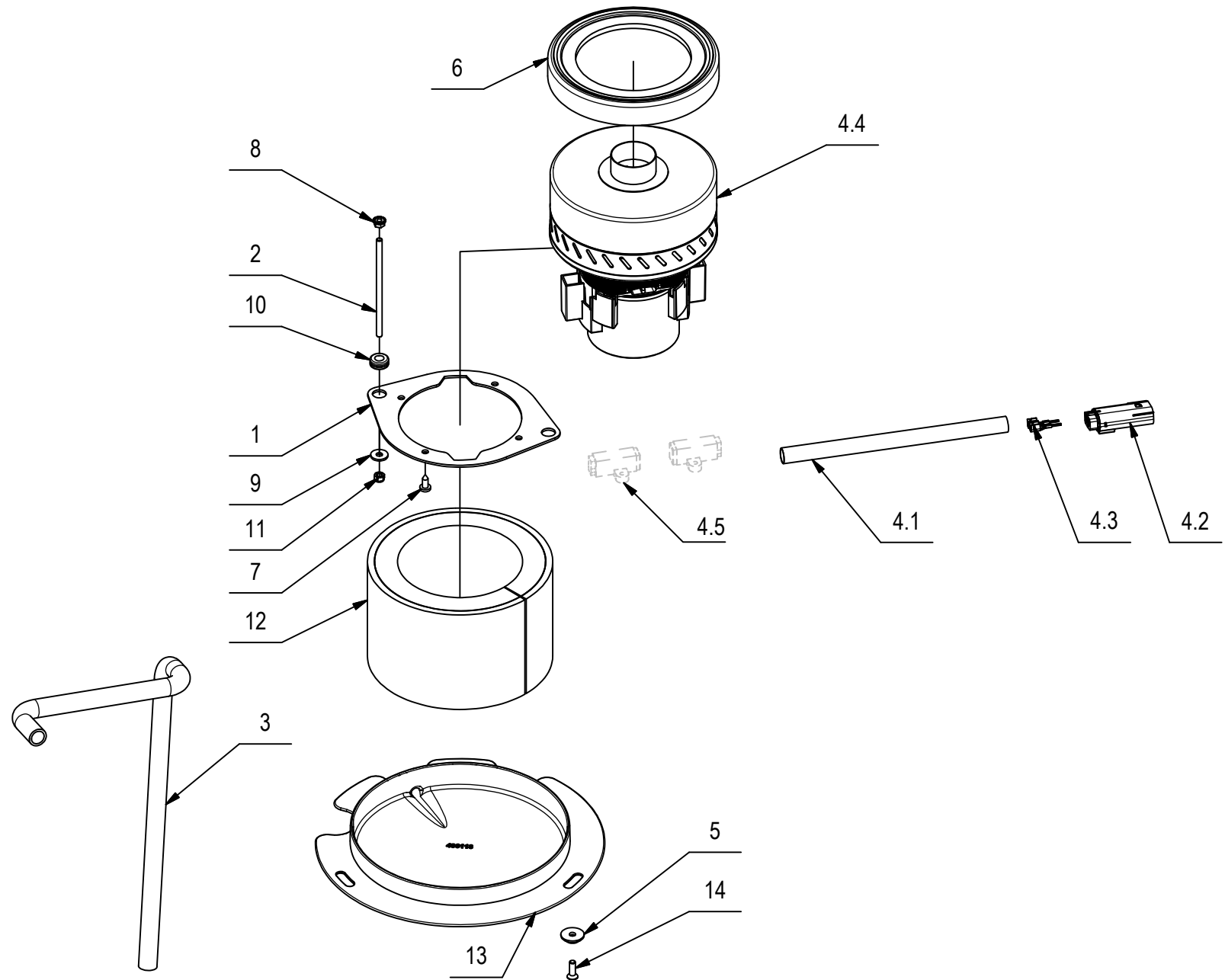
CR-08 GRUPPO MOTORE ASPIRAZIONE (VER. 24V 422W 2ST)

SUCTION MOTOR ASSEMBLY

GROUPE MOTEUR DASPIRATION

SAUGMOTORGRUPE

GRUPO MOTOR SUCCION

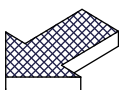
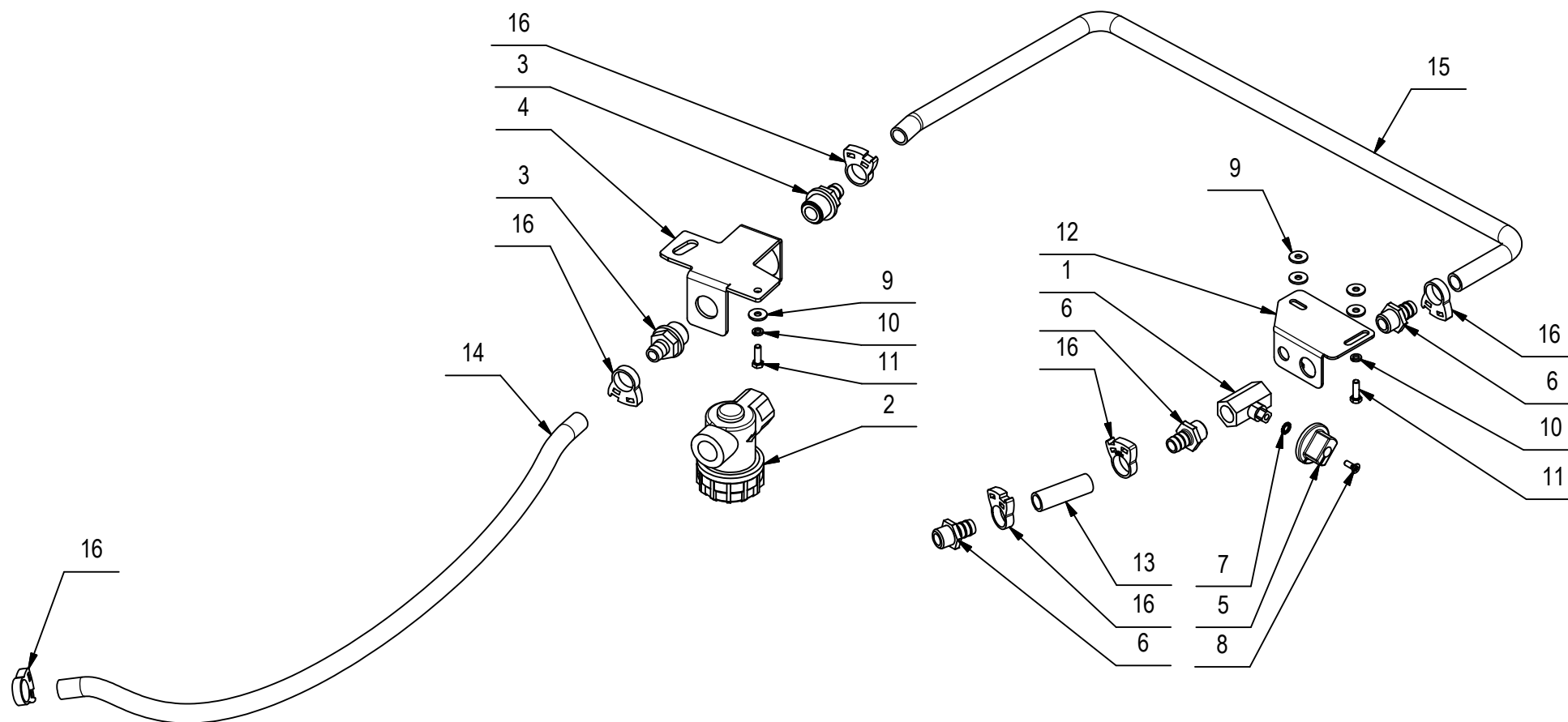


CR-08 GRUPPO MOTORE ASPIRAZIONE (VER. 24V 422W 2ST)**08**

POS.	CODICE	QTÀ	DESCRIZIONE	DENOMINATION	DESCRIPTION	BENENNUNG	DESCRIPCION
1	204233	1	PIASTRA MOTORE	PLAQUE	PLAQUE	BEFESTIGUNGSAUFLAGE	PLACA
2	218967	2	BARRA FILETTATA M5 L=102 ZINCATA	ROD	TIGE	STANGE	VARILLA
3	222430	1	GUAINA DF 12N NERA L=600	SHEATH	GAINE	SCHUTZMANTEL	VAINA
4	227727	1	PREM. MOT. ASP. 24V 422W H1216 BB30SC66	SUCTION MOTOR	MOTEUR D'ASPIRATION	SAUGMOTOR	MOTOR DE ASPIRACION
4.1	217530	1	GUAINA TERMORESTRING. D.12,7 NERA L=200	SHEATH	GAINE	SCHUTZMANTEL	VAINA
4.2	436411	1	CONNETTORE MOLEX MX150L FEM. 19433-0013	CONNECTOR FEMALE	CONNECTEUR FEMELLE	STECKER OHNE ZAPFEN	CONECTOR HEMBRA
4.3	436413	2	TERMINALE MOLEX MX150L MAS. 19431-0001	CONTACT	CONTACT	KONTAKT	CONTACTO
4.4	447762	1	MOT. ASP. 24V 422W H1216 BB30SC66.5TH39	SUCT. MOTOR	MOTEUR ASP.	SAUGMOTOR	MOT. ASPIRACIÓN
4.5	424210	2	SPAZZOLE MOTORE ASP. A471 EMB (11,2X71)	CARBON BRUSH MOTOR	CHARBON MOTEUR	KOHLEBÜRSTE	ESCOBILLA MOTOR
5	400250	3	ROSETTA SOTTOVITE D=5X20	SPECIAL WASHER	RONDELLE SPECIALE	UNTERLAGSCHEIBE SPEZIAL	ARANDELA ESPECIAL
6	405936	1	CUFFIA MOTORE ASPIRAZIONE	SHROUD	JOINT	LAGERRING	ANILLO
7	408883	4	VITE D.4,8x13 TCTC AUTOF. NICH UNI 6954	SCREW	VIS	SCHRAUBE	TORNILLO
8	409124	2	DADO M5 SERPRESS	NUT	ECROU	MUTTER	TUERCA
9	409151	2	ROSETTA 5,5x15x1.5 UNI 6593 ZINC	WASHER	RONDELLE	UNTERLAGSCHEIBE	ARANDELA
10	409810	2	PASSAFILO DIAM. 8x12x1.5	FAIRLEAD	PASSE-CABLE	KABELDURCHGANG	GUIACABLE
11	416781	2	DADO M5X5 AUTOBL. UNI 7473 ZINC	LOCK NUT	ECROU AUTOFREINES	SICHERUNGSMUTTER	TUERCA AUTOBLOCANTE
12	433704	1	FONOASSORBENTE SP= 6+20 L=410 H=100	DEADENING	ISOLANT PHONIQUE	SCHALLDICHTUNG	FONOABSORBENTE
13	436113	1	CARTER MOTORE ASPIRAZIONE MXR	COVER	CARTER	ABDECKUNG	CARTER
14	438302	3	VITE M5x16 TSPTC UNI 7688 ZINC. NERO	SCREW	VIS	SCHRAUBE	TORNILLO

CR-09 GRUPPO IMPIANTO IDRICO

WATER UNIT
 GROUPE HYDRIQUE
 WASSERGRUPPE
 GRUPO AGUA

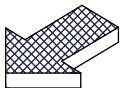


CR-09 GRUPPO IMPIANTO IDRICO

09

POS	CODICE	QTÀ	DESCRIZIONE	DESCRIPTION	DESIGNATION	BEZEICHNUNG	DESCRIPCión
1	410332	1	CORPO RUBINETTO 3/8 FORO FIL. M5	COCK	ROBINET	WASSERHAHN	GRIFO
2	212616	1	FILTRO 1/2" F-F	FILTER ASSEMBLY	FILTRE COMPLET	FILTER KOMPLETT	FILTRO COMPLETO
3	210541	2	PORTAGOMMA DIRITTO G 1-2" MASCHIO D=13	CONNECTOR	RACCORD	SCHLAUCHANSCHLUSS	EMPALME TUBO DE GOMA
4	449840	1	SUPPORTO FILTRO MXL 2018	SUPPORT	SUPPORT	HALTERUNG	SUPORTE
5	400332	1	MANOPOLA RUBINETTO	KNOB	POIGNEE	HANDGRIFF	EMPUÑADURA
6	410376	3	PORTAGOMMA DIRITTO 3/8" M D12	CONNECTOR	RACCORD	SCHLAUCHANSCHLUSS	EMPALME TUBO DE GOMA
7	415942	1	ROSETTA M5 UNI 6798/A NERA DENTELLAT	WASHER	RONDELLE	UNTERLAGSCHEIBE	ARANDELA
8	415793	1	VITE M4X12 TPSTC UNI 7688 (4.8) ZINC	SCREW	VIS	SCHRAUBE	TORNILLO
9	409151	5	ROSETTA 5,5x15x1.5 UNI 6593 ZINC	WASHER	RONDELLE	UNTERLAGSCHEIBE	ARANDELA
10	409154	3	ROSETTA GROWER 5x1,6 ZINC	WASHER	RONDELLE	UNTERLAGSCHEIBE	ARANDELA
11	407645	3	VITE M5X16 TE UNI 5739 ZINC	SCREW	VIS	SCHRAUBE	TORNILLO
12	446350	1	STAFFA RUBINETTO MAXIMA 2017	SUPPORT	ATTAQUE	HALTERUNG	SOPORTE FIJADOR
13	214251	1	TUBO VITREO SPIRALATO D=17 D=12 L=50	PIPE	TUBE	ROHR	TUBO
14	218100	1	TUBO VITREO SPIRALATO D=17 D=12 L=750	PIPE	TUBE	ROHR	TUBO
15	228829	1	TUBO VITREO SPIRALATO D=17 D=12 L=790	PIPE	TUBE	ROHR	TUBO
16	449101	6	FASCETTA SCATTO HERBIE HCL-G Ø16,9-19,1	CLAMP	COLLIER	BRIDE	ABRAZADERA

CONTROL HANDLEBAR GROUP
GROUPE CONTRÔLE DE GUIDONS
KONTROLLE LENKERGRUPPE
GRUPO MANILLAR DE CONTROL



CR-10 GRUPPO COMANDO MARCIA (VER. BT-BTS-BTO BASE)

10

POS	CODICE	QTÀ	DESCRIZIONE	DENOMINATION	DESCRIPTION	BENENNUNG	DESCRIPCION
1	227019	1	ASSIEME CHIAVE MAXIMA 2017	KEY	CLEF	SCHLÜSSEL	LLAVE
2	446293	1	CAMMA POTENZIOMETRO MANUBRIO MAXIMA 2017	CAM WHEEL POTENTIOMETER	CAME POTENTIOMETRE	NOCKEN POTENTIOMETER	LEVA DENTADA POTENCIOMETRO
3	436210	1	CAPPUCCIO GRIGIO RAL7004 MEC1US03 RETRO	CAP	CAPUCHON	KAPPE	TAPON
4	446670	1	CAPPUCCIO VERDE ECO-ACQUASTOP	CAP	CAPUCHON	KAPPE	TAPON
5	446600	1	CAVI MANUBRIO INF. MAXIMA 2017 BT-PLUS	LOWER HANDLEBAR ELECTRICAL WIRING	CÂBLAGE ÉLECTRIQUE DE GUIDON INFÉRIEUR	UNTERE LENKERKABEL	CABLEADO ELÉCTRICO INFERIOR DEL MANILLAR
6	446616	1	CAVI MANUBRIO SUP. MAXIMA 2017 BT	UPPER HANDLEBAR ELECTRICAL WIRING	CÂBLAGE ÉLECTRIQUE DE GUIDON SUPÉRIEUR	ELEKTRISCHE VERDRAHTUNG DES OBEREN LENKERS	CABLE ELÉCTRICO SUPERIOR MANILLAR
7	446599	1	CAVO POTENZIOMETRO MAXIMA 2017	POTENTIOMETER CABLE	CABLE DE POTENTIOMETRE	POTENTIOMETERKABEL	CABLE DE POTENCIOMETRO
8	440063	1	CONTAORE CON INDICATORE BATTERIA NE306	HOURLY METER	COMPTEUR HORAIRE	BETRIEBSSTUNDENZÄHLER	CUENTAHORAS
9	445744	1	COPERCHIO TASTO SOS RAL 7016	COVER	COUVERCLE	DECKEL	TAPA
10	409077	1	DADO M3x4,5 AUTOBL. UNI 7474 ZINC	LOCK NUT	ECROU AUTOFREINES	SICHERUNGSMUTTER	TUERCA AUTOBLOCANTE
11	409078	1	DADO M4x6 AUTOBL. UNI 7473 ZINC	LOCK NUT	ECROU AUTOFREINES	SICHERUNGSMUTTER	TUERCA AUTOBLOCANTE
12	446675	1	ETICHETTA CRUSCOTTO MAXIMA 2017 BASE B	DECAL	ETIQUETTE	SCHILD	ETIQUETA
13	410274	2	FASCETTA PLASTICA 2.5x98	CLAMP	COLLIER	BRIDE	ABRAZADERA
14	435489	1	FUNGO DI ARRESTO NP2-BS542	PUSH BUTTON	BOUTON POUSSOIR	DRUCKKNOPF	PULSADOR
15*	447081	1	INTERRUTTORE APEM 635h2	SWITCH	INTERRUPTEUR	SCHALTER	INTERRUPTOR
16	445619	1	LEVA PRESENZA UOMO MAXIMA 2017	LEVER	LEVIER	HEBEL	PALANCA
17	445623	1	MANUBRIO INFERIORE MAXIMA 2017	LOWER HANDLE	TIMON INFERIEUR	UNTERES LENKSTANGE	MANILLAR INFERIOR
18	445622	1	MANUBRIO SUPERIORE MAXIMA 2017 BASE	UPPER HANDLE	TIMON SUPERIEUR	OBERES LENKSTANGE	MANILLAR SUPERIOR
19	409491	3	MICROINT.10A 3X22 C/ROTEL 4.8 V5C010FB3D	MICROSWITCH	MICROINTERRUPTEUR	MIKROSCHALTER	MICROINTERRUPTOR
20	446642	1	MOLLA CAMMA LEVA MANUBRIO MAXIMA 2017	SPRING	RESSORT	FEDER	RESORTE
21	446358	1	MOLLA CHIAVE MANUBRIO MAXIMA 2017	SPRING	RESSORT	FEDER	RESORTE
22	446357	1	PERNO LEVA MANUBRIO MAXIMA 2017	PIN	AXE	BOLZEN	PERNO
23	446356	1	PIASTRA RINFORZO MANUBRIO MAXIMA 2017	FLANGE	FLASQUE	FLANSCH	BRIDA
24	446844	1	PIGNONE COMANDO MARCIA MAXIMA 2017	PINION	PIGNON	RITZEL	PIÑON
25	446864	1	RONDELLA D=18 d=4 S=1,5 ZINC	WAHSE	RONDELLE	UNTERLAGSCHEIBE	ARANDELA
26	409139	2	ROSETTA 3x8x1 UNI 6593 ZINC	WASHER	RONDELLE	UNTERLAGSCHEIBE	ARANDELA
27	409175	4	ROSETTA 8x17x1,6 UNI 6592 ZINC.	WASHER	RONDELLE	UNTERLAGSCHEIBE	ARANDELA
28	409181	4	ROSETTA GROWER 8x13x2,2 ZINC	LOCK WASHER	RONDELLE FREIN	ZAHNSCHEIBE	ARANDELLA DENTADA
29	446359	2	SCHEDA 7CFCT020	CARD	PLAQUE	KONTROLLELEMENT	FICHA
30	436393	2	SUPPORTO AD OCCHIELLO D=4,1 (COD. 5461E)	SUPPORT	SUPPORT	HALTERUNG	SOPORTE
31	446294	1	SUPPORTO MICRO MANUBRIO MAXIMA 2017	SUPPORT	SUPPORT	HALTERUNG	SOPORTE

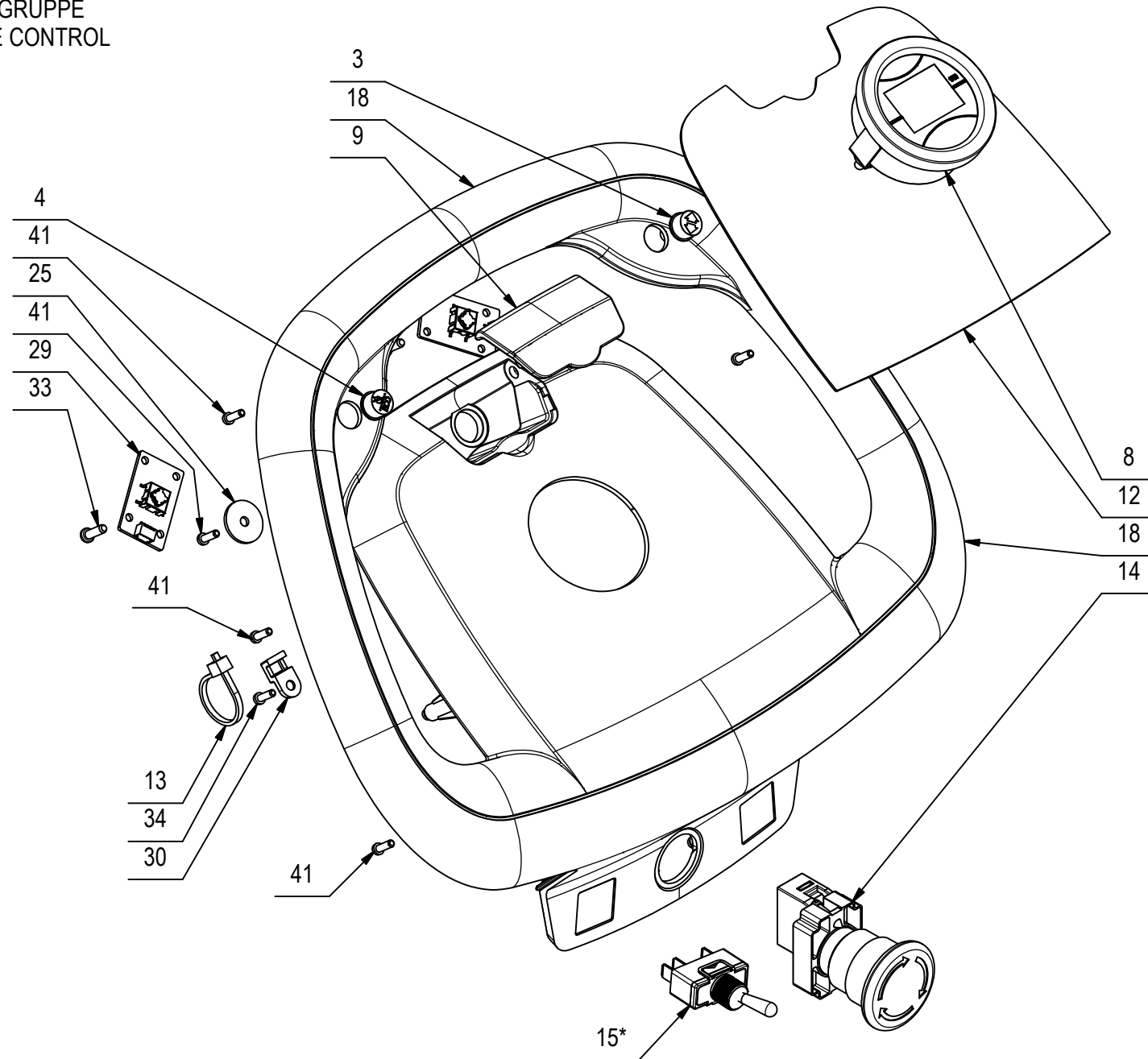
CR-10 GRUPPO COMANDO MARCIA (VER. BT-BTS-BTO BASE)

CONTROL HANDLEBAR GROUP

GROUPE CONTRÔLE DE GUIDONS

KONTROLLE LENKERGRUPPE

GRUPO MANILLAR DE CONTROL



CR-10 GRUPPO COMANDO MARCIA (VER. BT-BTS-BTO BASE)

10

POS	CODICE	QTÀ	DESCRIZIONE	DENOMINATION	DESCRIPTION	BENENNUNG	DESCRIPCION
32	446354	1	TELAIO SUPPORTO POTENZIOMET MAXIMA 2017	FRAME	CHASSIS	RAHMEN	BASTIDOR
33	440580	4	VITE AUTOF. 3.5x12 x PLASTICA SP. NERA	SCREW	VIS	SCHRAUBE	TORNILLO
34	441027	2	VITE AUTOF. D.3 x 10 UNI 9707-Pz-TZ A2	SCREW	VIS	SCHRAUBE	TORNILLO
35	440893	3	VITE AUTOF. D.3,5 x 14 UNI 9707-Pz-TZ ZN	SCREW	VIS	SCHRAUBE	TORNILLO
36	408836	2	VITE M3x30 TCTC UNI 7687 ZINC	SCREW	VIS	SCHRAUBE	TORNILLO
37	408846	2	VITE M4X16 TCTC UNI 7687 ZINC	SCREW	VIS	SCHRAUBE	TORNILLO
38	416785	3	VITE M4x10 TCTC UNI 7687 ZINC	SCREW	VIS	SCHRAUBE	TORNILLO
39	408634	1	VITE M4x20 TE UNI 5739 ZINC	SCREW	VIS	SCHRAUBE	TORNILLO
40	408692	4	VITE M8X50 TE UNI 5739 ZINC	SCREW	VIS	SCHRAUBE	TORNILLO
41	440883	18	VITE UNI 9707-Pz-TZ D.3 x 10 ZINC.	SCREW	VIS	SCHRAUBE	TORNILLO

*: VALIDO SOLO PER LE VERSIONI L=510mm L=20in

*: VALID ONLY FOR VERSIONS L=510mm L=20in

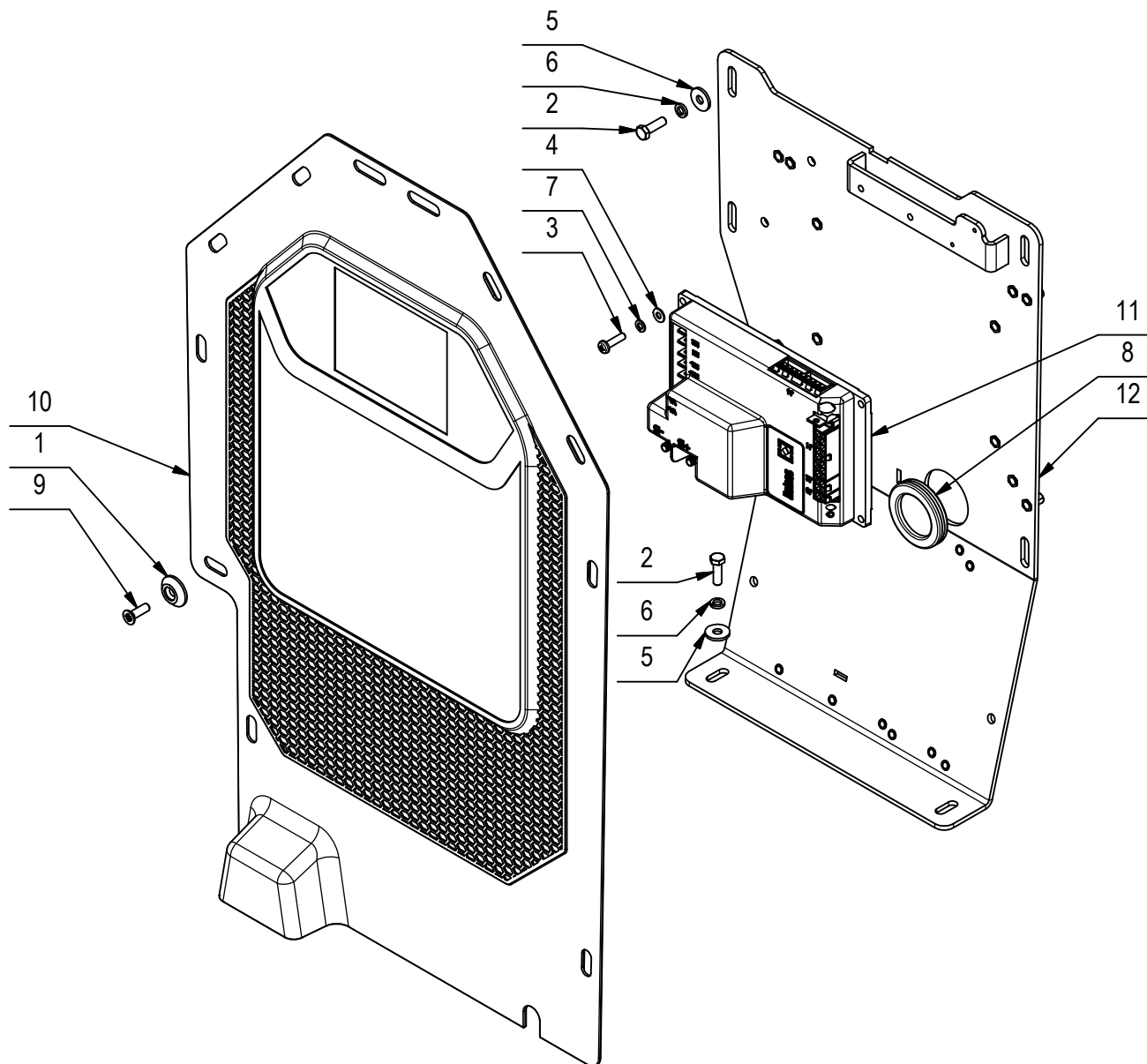
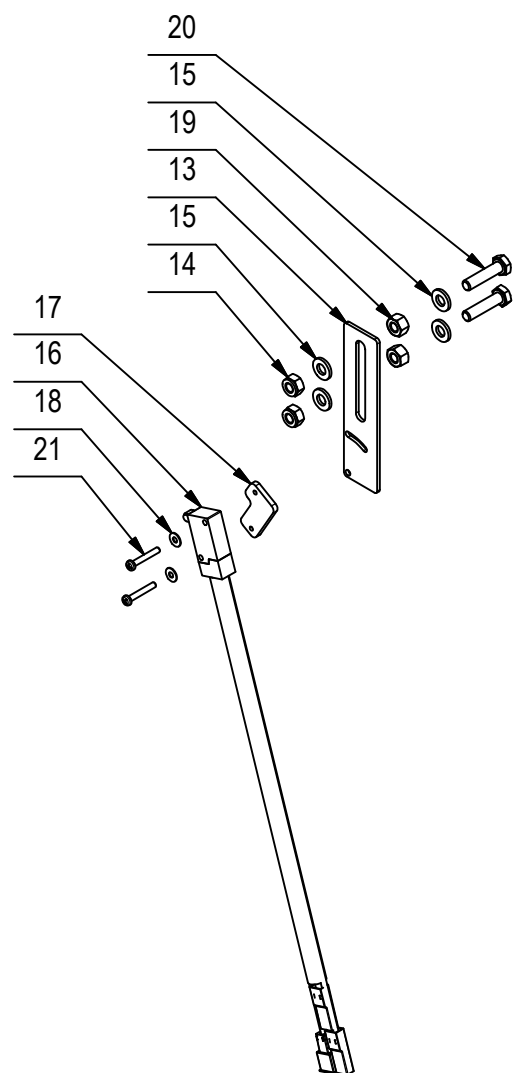
*: VALABLE UNIQUEMENT POUR LES VERSIONS L=510mm L=20in

*: GILT NUR FÜR VERSIONEN L=510mm L=20in

*: VÁLIDO SOLO PARA VERSIONES L=510mm L=20in

CR-11 GRUPPO IMPIANTO ELETTRICO

ELECTRIC COMPONENTS ASSEMBLY
 GROUPE COMPOSANTS ELECTRIQUES
 GRUPPE ELEKTROTEILE
 GRUPO COMPONENTES ELÉCTRICOS

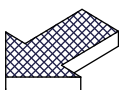
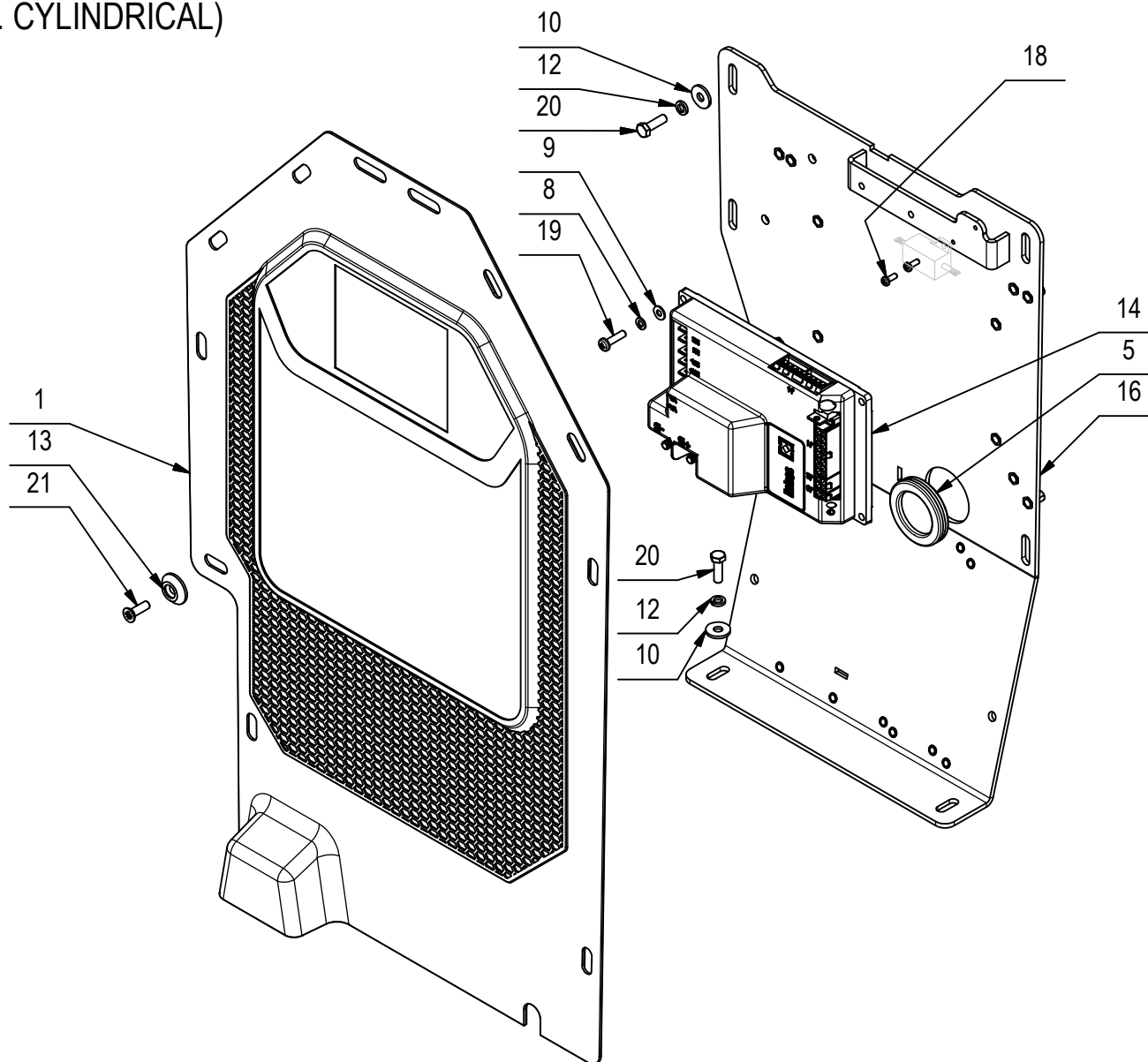
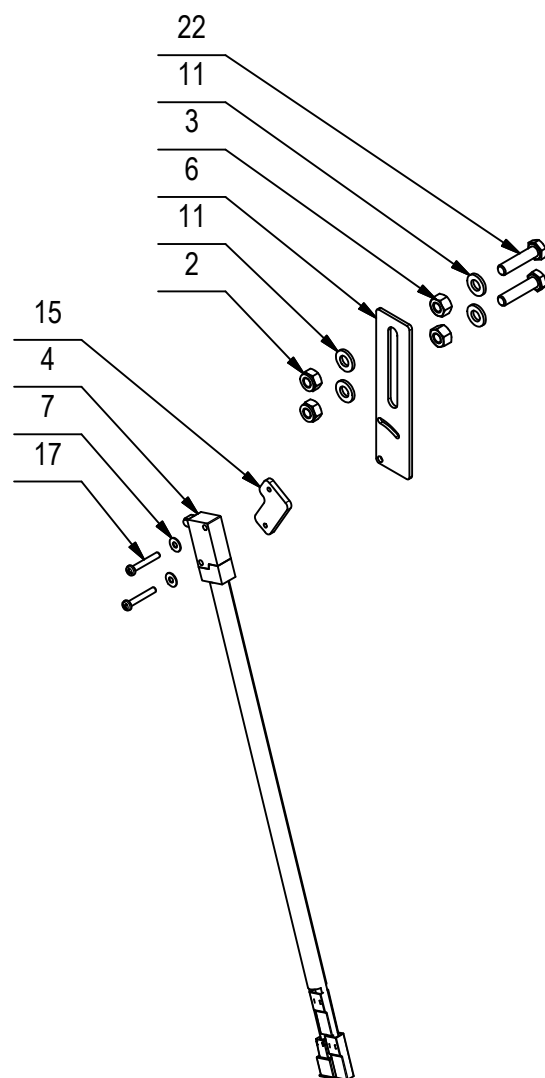


CR-11 GRUPPO IMPIANTO ELETTRICO

POS	CODICE	QTÀ	DESCRIZIONE	DESCRIPTION	DESIGNATION	BEZEICHNUNG	DESCRIPCión
1	400250	11	ROSETTA SOTTOVITE D=5X20	SPECIAL WASHER	RONDELLE SPECIALE	UNTERLAGSCHEIBE SPEZIAL	ARANDELA ESPECIAL
2	407645	6	VITE M5X16 TE UNI 5739 ZINC	SCREW	VIS	SCHRAUBE	TORNILLO
3	408846	4	VITE M4X16 TCTC UNI 7687 ZINC	SCREW	VIS	SCHRAUBE	TORNILLO
4	409142	4	ROSETTA 4x9x0,8 UNI 6592 ZINC	WASHER	RONDELLE	UNTERLAGSCHEIBE	ARANDELA
5	409151	6	ROSETTA 5,5x15x1,5 UNI 6593 ZINC	WASHER	RONDELLE	UNTERLAGSCHEIBE	ARANDELA
6	409154	6	ROSETTA GROWER 5x1,6 ZINC	WASHER	RONDELLE	UNTERLAGSCHEIBE	ARANDELA
7	415941	4	ROSETTA 4 UNI1751 ZINC GROWER	LOCK WASHER	RONDELLE FREIN	ZAHNSCHEIBE	ARANDELLA DENTADA
8	416060	1	PASSACAVO PER FORO D.37 CIECO	FAIRLEAD	PASSE-CABLE	KABELDURCHGANG	GUIACABLE
9	438302	11	VITE M5x16 TSPTC UNI 7688 ZINC. NERO	SCREW	VIS	SCHRAUBE	TORNILLO
10	445616	1	CARTER IMPIANTO ELETTRICO MAXIMA 2017	COVER	CARTER	ABDECKUNG	CARTER
11	446361	1	SCHEDA FUNZIONI 7CFS1020	CARD	PLAQUE	KONTROLLELEMENT	FICHA
12	449572	1	SUPPORTO IMP. ELETTRICO MXL 2018	ELECTRIC COMPONENTS PANEL	PANNEAU COMPOSANTS ELECTRIQUES	ELEKTROTEILE BLECH	PANEL COMPONENTS ELECTRICOS
13	449364	1	PIASTRA MICRO SOLL BAS MANUALE MXL 2018	PLAQUE	PLAQUE	BEFESTIGUNGSAUFLAGE	PLACA
14	409082	2	DADO M6x6 AUTOBL UNI 7474 ZINC	LOCK NUT	ECROU AUTOFREINES	SICHERUNGSMUTTER	TUERCA AUTOBLOCANTE
15	409156	4	ROSETTA 6x12x1,6 UNI 6592 ZINC	WASHER	RONDELLE	UNTERLAGSCHEIBE	ARANDELA
16	216691	1	MICROINT. C/ROTEL STAGNO COMPLETO	MICROSWITCH	MICROINTERRUPTEUR	MIKROSCHALTER	MICROINTERRUPTOR
17	219111	1	STAFFETTA FERMA RELE' SOLLEV. MAN. MMG	SUPPORT	ATTAQUE	HALTERUNG	SOPORTE FIJADOR
18	409139	2	ROSETTA 3x8x1 UNI 6593 ZINC	WASHER	RONDELLE	UNTERLAGSCHEIBE	ARANDELA
19	409039	2	DADO M6x6 UNI 5587 ZINC	NUT	ECROU	MUTTER	TUERCA
20	407669	2	VITE M6x25 TE UNI 5739 ZINC	SCREW	VIS	SCHRAUBE	TORNILLO
21	408834	2	VITE M3X20 TCTC UNI 7687 ZINC	SCREW	VIS	SCHRAUBE	TORNILLO

CR-11 GRUPPO IMPIANTO ELETTRICO (VER. CYLINDRICAL)

ELECTRIC COMPONENTS ASSEMBLY
 GROUPE COMPOSANTS ELECTRIQUES
 GRUPPE ELEKTROTEILE
 GRUPO COMPONENTES ELÉCTRICOS



CR-11 GRUPPO IMPIANTO ELETTRICO (VER. CYLINDRICAL)

11

POS	CODICE	QTÀ	DESCRIZIONE	DESCRIPTION	DESIGNATION	BEZEICHNUNG	DESCRIPCión
1	445616	1	CARTER IMPIANTO ELETTRICO MAXIMA 2017	COVER	CARTER	ABDECKUNG	CARTER
2	409082	2	DADO M6x6 AUTOBL UNI 7474 ZINC	LOCK NUT	ECROU AUTOFREINES	SICHERUNGSMUTTER	TUERCA AUTOBLOCANTE
3	409039	2	DADO M6x6 UNI 5587 ZINC	NUT	ECROU	MUTTER	TUERCA
4	216691	1	MICROINT. C/ROTEL STAGNO COMPLETO	MICROSWITCH	MICROINTERRUPTEUR	MIKROSCHALTER	MICROINTERRUPTOR
5	416060	1	PASSACAVO PER FORO D.37 CIECO	FAIRLEAD	PASSE-CABLE	KABELDURCHGANG	GUIACABLE
6	449364	1	PIASTRA MICRO SOLL BAS MANUALE MXL 2018	PLAQUE	PLAQUE	BEFESTIGUNGSAUFLAGE	PLACA
7	409139	8	ROSETTA 3x8x1 UNI 6593 ZINC	WASHER	RONDELLE	UNTERLAGSCHEIBE	ARANDELA
8	415941	4	ROSETTA 4 UNI1751 ZINC GROWER	LOCK WASHER	RONDELLE FREIN	ZAHNSCHEIBE	ARANDELLA DENTADA
9	409142	4	ROSETTA 4x9x0,8 UNI 6592 ZINC	WASHER	RONDELLE	UNTERLAGSCHEIBE	ARANDELA
10	409151	6	ROSETTA 5,5x15x1,5 UNI 6593 ZINC	WASHER	RONDELLE	UNTERLAGSCHEIBE	ARANDELA
11	409156	4	ROSETTA 6x12x1,6 UNI 6592 ZINC	WASHER	RONDELLE	UNTERLAGSCHEIBE	ARANDELA
12	409154	6	ROSETTA GROWER 5x1,6 ZINC	WASHER	RONDELLE	UNTERLAGSCHEIBE	ARANDELA
13	400250	11	ROSETTA SOTTOVITE D=5X20	SPECIAL WASHER	RONDELLE SPECIALE	UNTERLAGSCHEIBE SPEZIAL	ARANDELA ESPECIAL
14	446361	1	SCHEDA FUNZIONI 7CFS1020	CARD	PLAQUE	KONTROLLELEMENT	FICHA
15	219111	1	STAFFETTA FERMA RELE' SOLLEV. MAN. MMG	SUPPORT	ATTAQUE	HALTERUNG	SOPORTE FIJADOR
16	449572	1	SUPPORTO IMP. ELETTRICO MXL 2018	ELECTRIC COMPONENTS PANEL	PANNEAU COMPOSANTS ELECTRIQUES	ELEKTROTEILE BLECH	PANEL COMPONENTS ELECTRICOS
17	408834	8	VITE M3X20 TCTC UNI 7687 ZINC	SCREW	VIS	SCHRAUBE	TORNILLO
18	415777	2	VITE M3X8 TCTC UNI 7687	SCREW	VIS	SCHRAUBE	TORNILLO
19	408846	4	VITE M4X16 TCTC UNI 7687 ZINC	SCREW	VIS	SCHRAUBE	TORNILLO
20	407645	6	VITE M5X16 TE UNI 5739 ZINC	SCREW	VIS	SCHRAUBE	TORNILLO
21	438302	11	VITE M5x16 TSPTC UNI 7688 ZINC. NERO	SCREW	VIS	SCHRAUBE	TORNILLO
22	407669	2	VITE M6x25 TE UNI 5739 ZINC	SCREW	VIS	SCHRAUBE	TORNILLO

CR-17 KIT FARI ANTERIORI

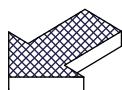
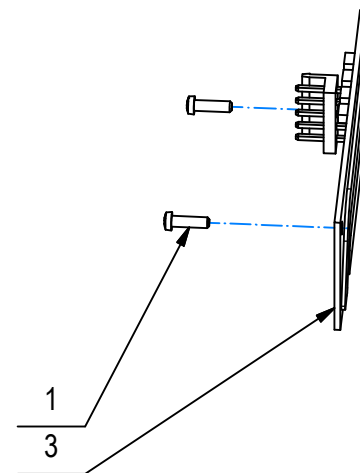
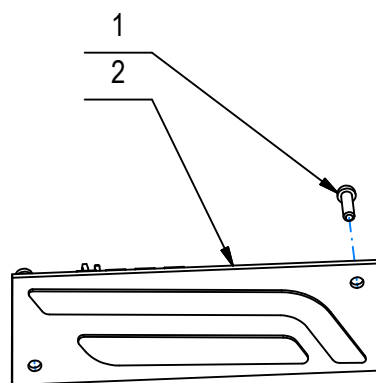
FRONT LIGHTS KIT

KIT D'ÉCLAIRAGE AVANT

FRONTLEUCHTEN KIT

KIT LUCES DELANTERAS

17



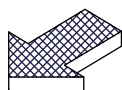
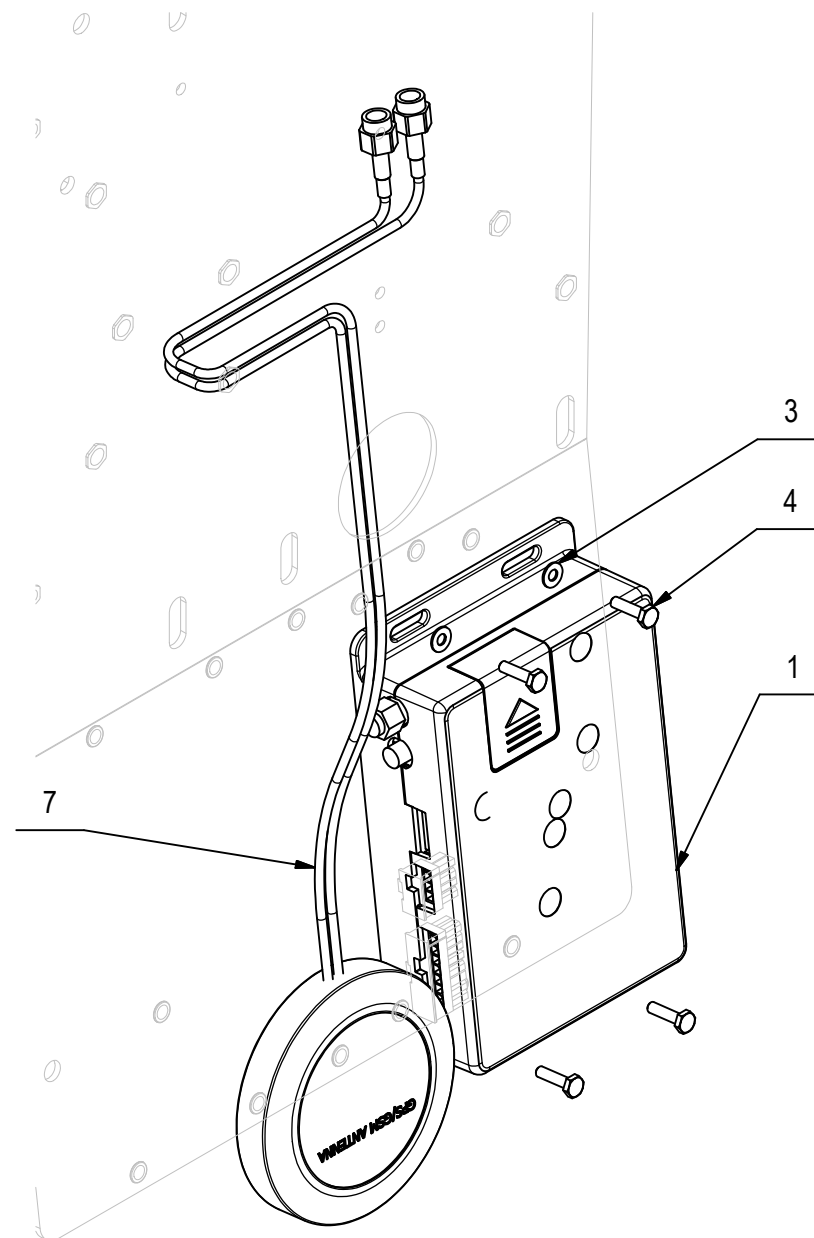
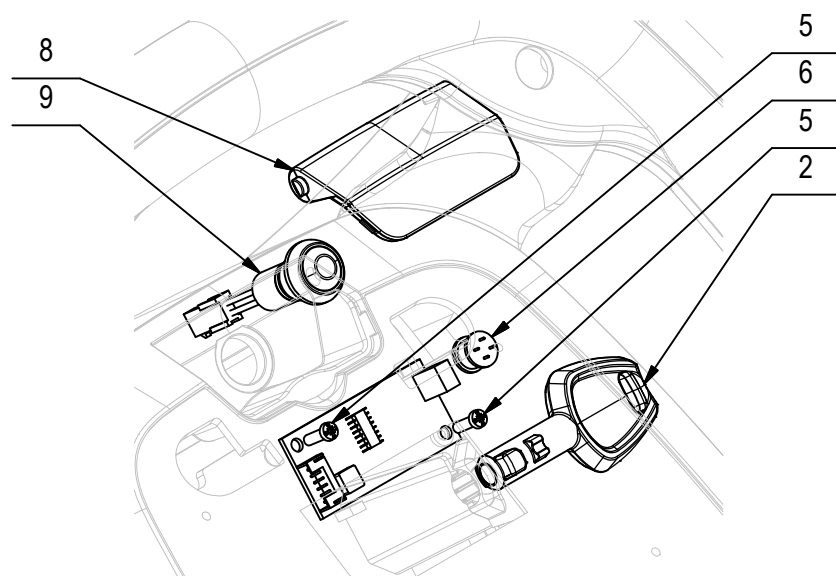
CR-17 KIT FARI ANTERIORI

17

POS	CODICE	QTÀ	DESCRIZIONE	DENOMINATION	DESCRIPTION	BENENNUNG	DESCRIPCION
1	441027	4	VITE AUTOF. D.3 x 10 UNI 9707-Pz-TZ A2	SCREW	VIS	SCHRAUBE	TORNILLO
2	443336	1	SCHEDA FARI LED DX MMG 2016	LED LIGHTS RIGHT	FEUX LED DROIT	LED-AMPEL RECHTS	FAROS LED DERECHO
3	443337	1	SCHEDA FARI LED SX MMG 2016	LED LIGHTS LEFT	FEUX LED GAUCHE	LED-AMPEL LINKS	FAROS LED IZQUIERDO

CR-18 KIT GESTIONE DELLA FLOTTA

FLEET MANAGEMENT
GESTION DE FLOTTE
FLOTTENMANAGEMENT
GESTIÓN DE FLOTAS



CR-18 KIT GESTIONE DELLA FLOTTA

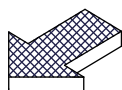
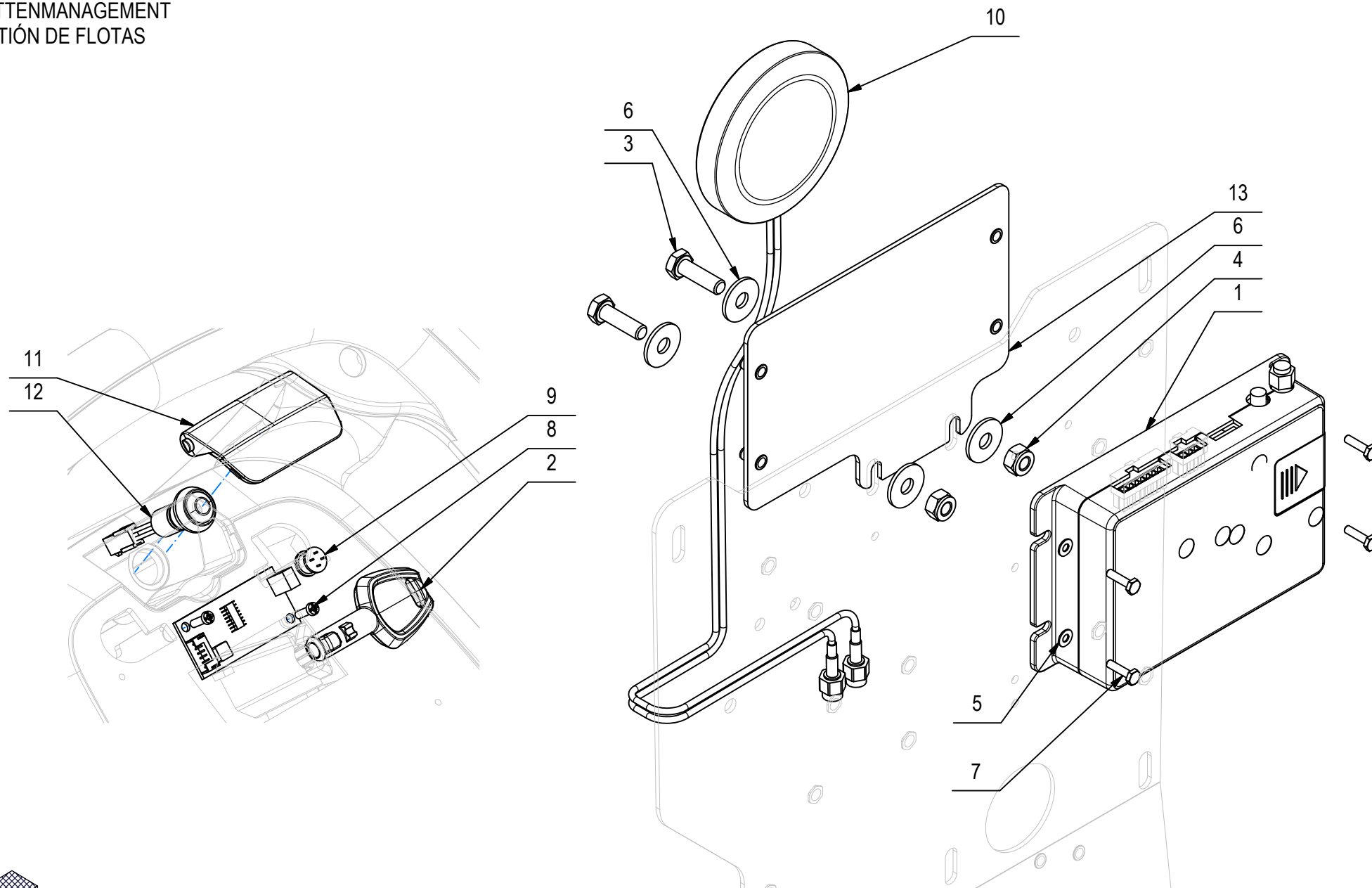
18

POS	CODICE	QTÀ	DESCRIZIONE	DENOMINATION	DESCRIPTION	BENENNUNG	DESCRIPCION
1	224875	1	SCHEDA CONTROLLO REMOTO FFM	CONTROL BOARD WIFI GSM-GPS	COMMISSION DE CONTRÔLE DE WIFI GSM-GPS	STEUERELEMENT-KARTE WIFI GSM-GPS	CONTROL DE LA JUNTA WIFI GSM-GPS
2	227287	1	ASSIEME CHIAVE MAXIMA 2017 FFM	KEY	CLEF	SCHLÜSSEL	LLAVE
3	409138	4	ROSETTA 3X7X0,5 INOX UNI 6592 A2	WASHER	RONDELLE	UNTERLAGSCHEIBE	ARANDELA
4	415708	4	VITE M3X12 TE UNI 5739 INOX A2	SCREW	VIS	SCHRAUBE	TORNILLO
5	441027	2	VITE AUTOF. D.3 x 10 UNI 9707-Pz-TZ A2	SCREW	VIS	SCHRAUBE	TORNILLO
6	441784	1	SCHEDA-RICEVITORE RFID	CARD-RECEIVER RFID	CARTE-RÉCEPTEUR RFID	CARD-EMPFÄNGER RFID	RFID CARD-RECEPTOR
7	441785	1	ANTENNA GPS	ANTENNA GPS-GSM	ANTENNE GPS-GSM	ANTENNE GPS-GSM	ANTENA GPS-GSM
8	445649	1	COPERCHIO TASTO SOS RAL 3000	COVER SOS	COUVERCLE SOS	DECKEL SOS	TAPA SOS
9	446931	1	PULSANTE APEM IPR3FAD6+CONETT MICROFIT	PUSH BUTTON	BOUTON POUSSOIR	DRUCKKNOPF	PULSADOR

CR-18 KIT GESTIONE DELLA FLOTTA (VER. CYLINDRICAL)

FLEET MANAGEMENT
GESTION DE FLOTTE
FLOTTENMANAGEMENT
GESTIÓN DE FLOTAS

18



CR-18 KIT GESTIONE DELLA FLOTTA (VER. CYLINDRICAL)

18

POS	CODICE	QTÀ	DESCRIZIONE	DENOMINATION	DESCRIPTION	BENENNUNG	DESCRIPCION
1	224875	1	SCHEDA CONTROLLO REMOTO FFM	CONTROL BOARD WIFI GSM-GPS	COMMISSION DE CONTRÔLE DE WIFI GSM-GPS	STEUERELEMENT-KARTE WIFI GSM-GPS	CONTROL DE LA JUNTA WIFI GSM-GPS
2	227287	1	ASSIEME CHIAVE MAXIMA 2017 FFM	KEY	CLEF	SCHLÜSSEL	LLAVE
3	407666	2	VITE M6X20 TE UNI 5739 ZINC	SCREW	VIS	SCHRAUBE	TORNILLO
4	409082	2	DADO M6x6 AUTOBL UNI 7474 ZINC	LOCK NUT	ECROU AUTOFREINES	SICHERUNGSMUTTER	TUERCA AUTOBLOCANTE
5	409138	4	ROSETTA 3X7X0,5 INOX UNI 6592 A2	WASHER	RONDELLE	UNTERLAGSCHEIBE	ARANDELA
6	409160	4	ROSETTA 6x18x1,5 UNI 6593 ZINC	WASHER	RONDELLE	UNTERLAGSCHEIBE	ARANDELA
7	415708	4	VITE M3X12 TE UNI 5739 INOX A2	SCREW	VIS	SCHRAUBE	TORNILLO
8	441027	2	VITE AUTOF. D.3 x 10 UNI 9707-Pz-TZ A2	SCREW	VIS	SCHRAUBE	TORNILLO
9	441784	1	SCHEDA-RICEVITORE RFID	CARD-RECEIVER RFID	CARTE-RÉCEPTEUR RFID	CARD-EMPFÄNGER RFID	RFID CARD-RECEPTOR
10	441785	1	ANTENNA GPS	ANTENNA GPS-GSM	ANTENNE GPS-GSM	ANTENNE GPS-GSM	ANTENA GPS-GSM
11	445649	1	COPERCHIO TASTO SOS RAL 3000	COVER SOS	COUVERCLE SOS	DECKEL SOS	TAPA SOS
12	446931	1	PULSANTE APEM IPR3FAD6+CONETT MICROFIT	PUSH BUTTON	BOUTON POUSSOIR	DRUCKKNOPF	PULSADOR
13	446932	1	SUPPORTO SCHEDA FFM MAXIMA 2017 BTS	SUPPORT	SUPPORT	HALTERUNG	SUPORTE

CR-19 GRUPPO CARICA BATTERIE

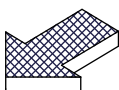
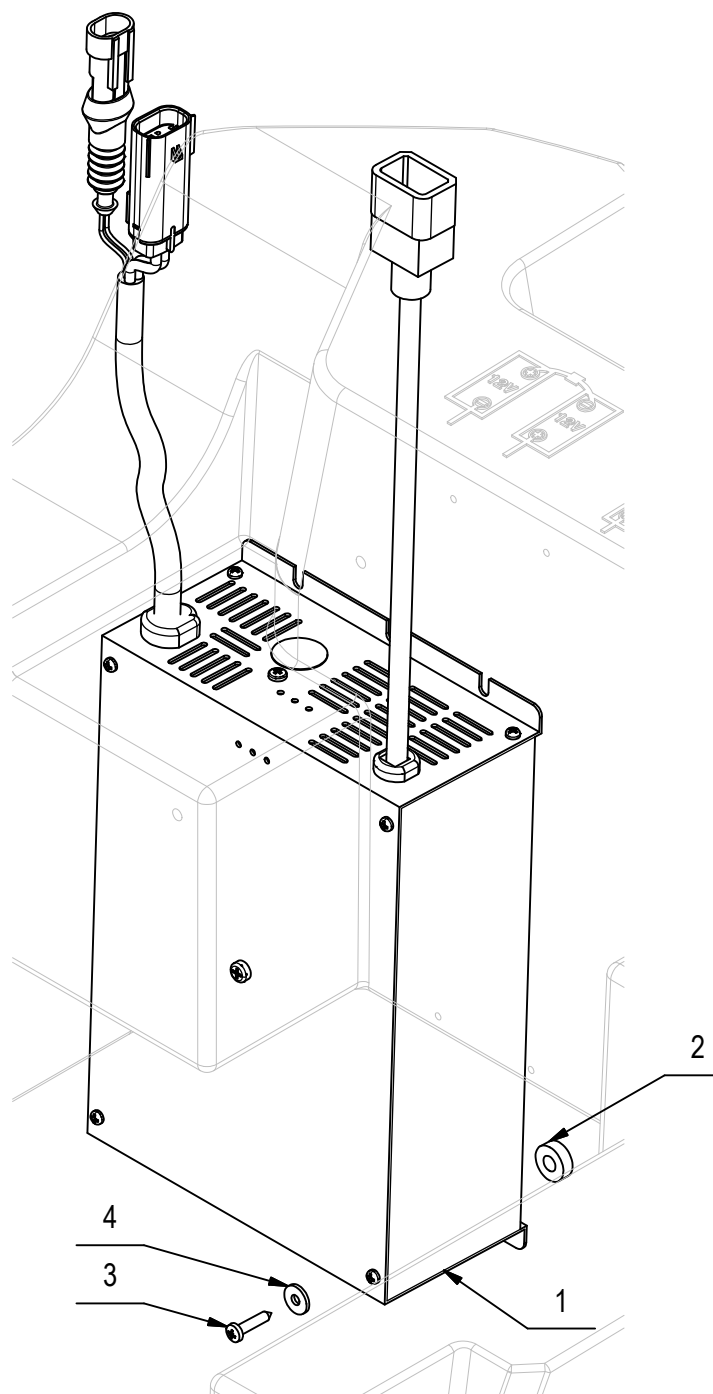
BATTERY CHARGER GROUP

GROUPE CHARGEUR DE BATTERIE

BATTERIELADEGERÄT GRUPPE

GRUPO DE CARGADOR DE BATERÍAS

19



CR-19 GRUPPO CARICA BATTERIE

19

POS	CODICE	QTÀ	DESCRIZIONE	DESCRIPTION	DESIGNATION	BEZEICHNUNG	DESCRPCIÓN
1	446404	1	CARICABATTERIE NE328 24V 25A IEC	BATTERY CHARGERS	CHARGEURS	BATTERIE LADEGERÄTE	CARGADOR DE BATERIAS
2	411760	3	DISTANZIALE D=15 d=6,5 S=5 PVC	SPACER	ENTRETOISE	DISTANZHÜLSE	DISTANCIADOR
3	408873	3	VITE D.3,9x19 AUTOF. ZINC UNI 6954	SCREW	VIS	SCHRAUBE	TORNILLO
4	409144	4	ROSETTA 4,3x12x1,5 UNI 6593 ZINC	WASHER	RONDELLE	UNTERLAGSCHEIBE	ARANDELA

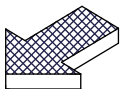
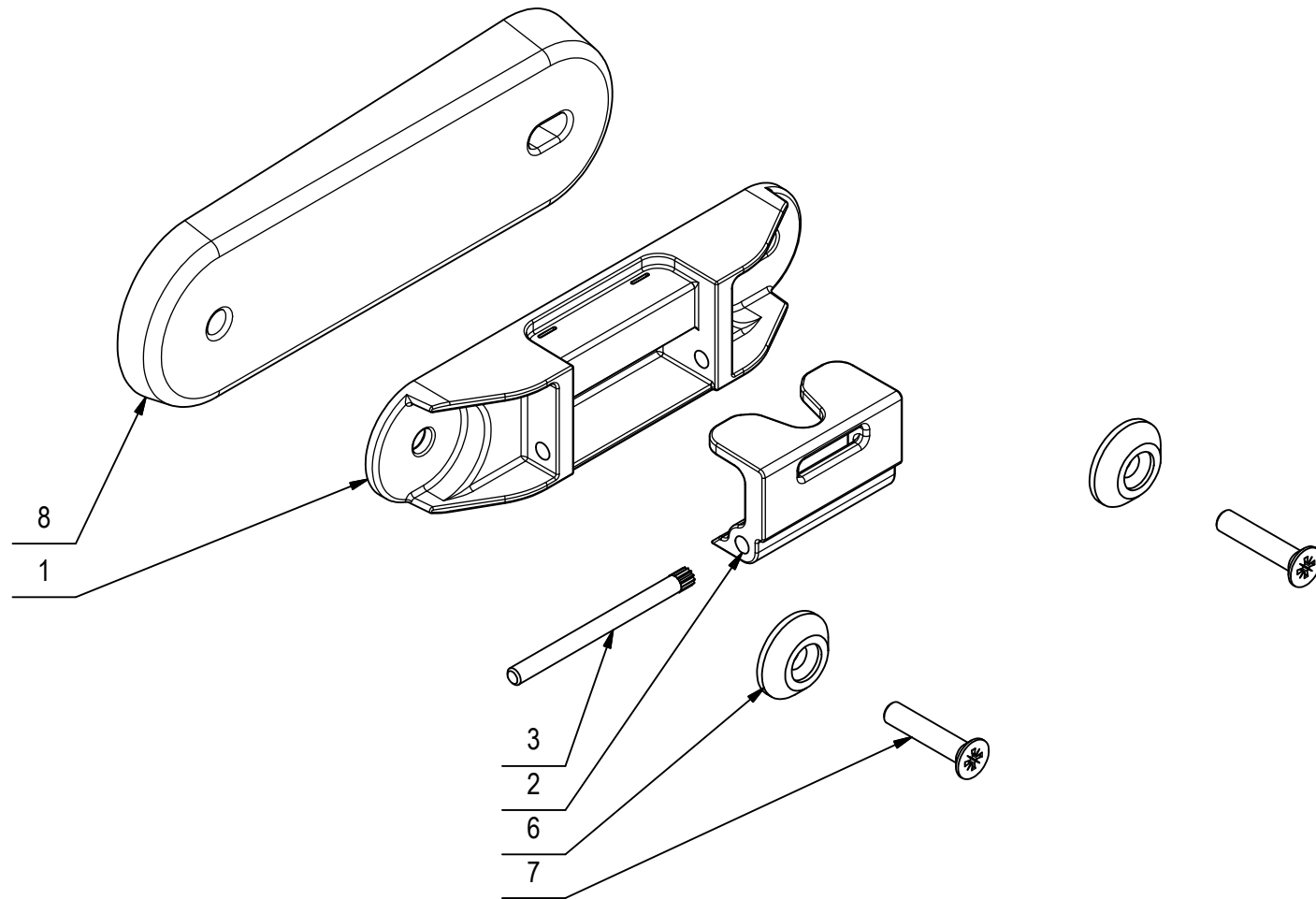
CR-20 PREMONTAGGIO SUPPORTO SPAZZOLA

BRUSH SUPPORT PRE-ASSEMBLY

PRÉ-ASSEMBLAGE DU SUPPORT DE BROSSE

BÜRSTEINHALTER VOR MONTAGE

PREMONTAJE SOPORTE DE CEPILLO



CR-20 PREMONTAGGIO SUPPORTO SPAZZOLA

20

POS	CODICE	QTÀ	DESCRIZIONE	DESCRIPTION	DESIGNATION	BEZEICHNUNG	DESCRPCIÓN
1	437974	1	SUPPORTO SPAZZOLA E TERGI IMX - CORPO	SUPPORT	SUPPORT	HALTERUNG	SOPORTE
2	438007	1	SUPPORTO SPAZZOLA E TERGI IMX - ATTACCO	SUPPORT	SUPPORT	HALTERUNG	SOPORTE
3	438175	1	PERNO SUPPORTO SPAZZ. IMX D=4 L=53	PIN	AXE	BOLZEN	PERNO
6	400250	2	ROSETTA SOTTOVITE D=5X20	SPECIAL WASHER	RONDELLE SPECIALE	UNTERLAGSCHEIBE SPEZIAL	ARANDELA ESPECIAL
7	446563	2	VITE M5x25 TSPTC UNI 7688 ZINC. NERO	SCREW	VIS	SCHRAUBE	TORNILLO
8	449158	1	DISTANZIALE KIT PORTA ACCESSORI MXL 2018	SPACER	ENTRETOISE	DISTANZHÜLSE	DISTANCIADOR

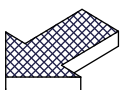
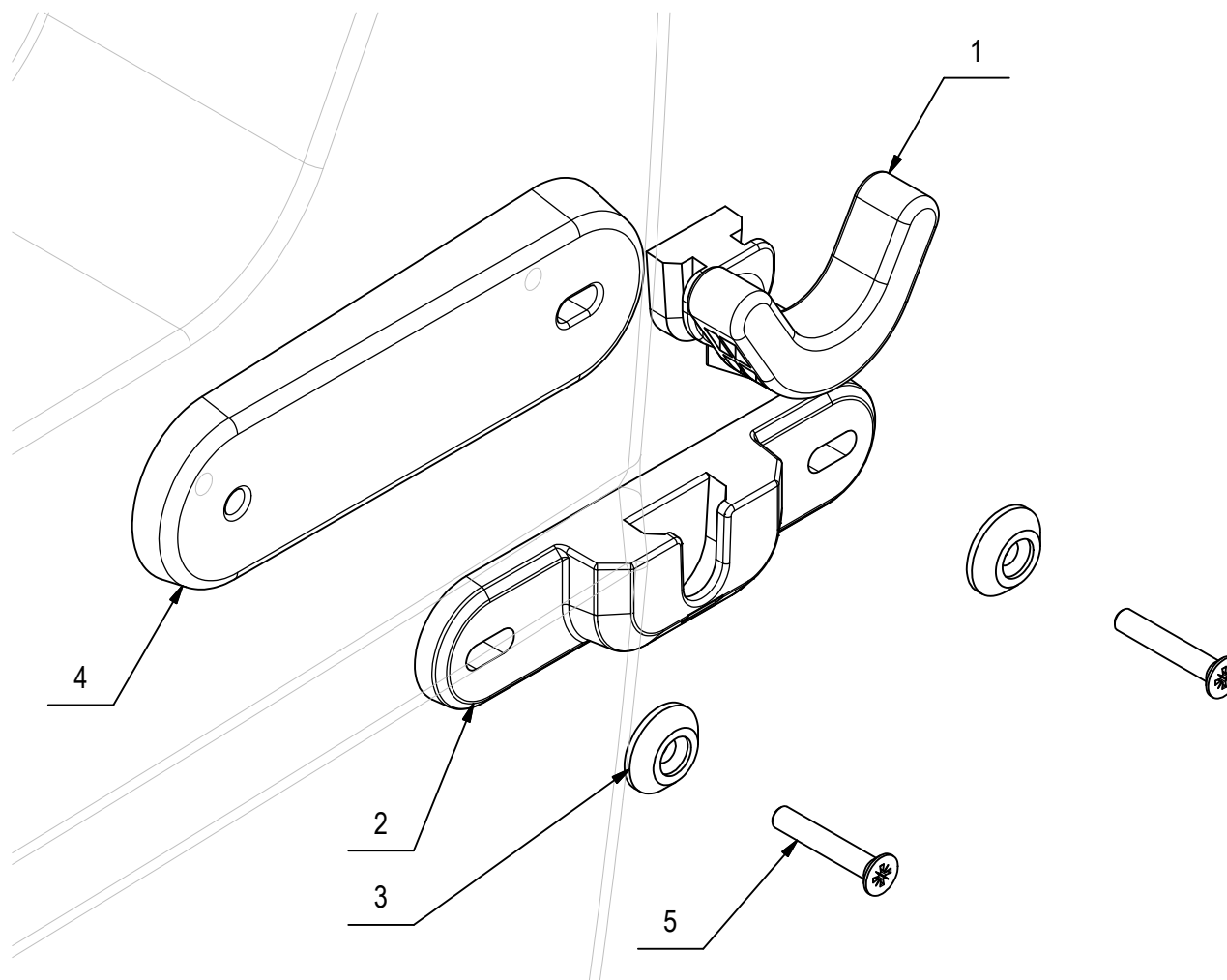
CR-21 PREMONTAGGIO SUPPORTO TERGIPAVIMENTO

PRE-ASSEMBLY SUPPORT FOR SQUEEGEE SUPPORT

PRÉMONTAGE SUPPORT DE RACLOIR

VORMONTAGE SQUEEGEE SUPPORT

PREMONTAJE SOPORTE DE SQUEEGE

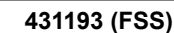



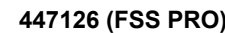



CR-21 PREMONTAGGIO SUPPORTO TERGIPAVIMENTO

21

POS	CODICE	QTÀ	DESCRIZIONE	DESCRIPTION	DESIGNATION	BEZEICHNUNG	DESCRPCIÓN
1	446284	1	GANCIO PORTA TERGI MAXIMA 2017	HOOK	CROCHET	HAKEN	GANCHO
2	446283	1	BASE PORTA TERGI MAXIMA 2017	BASE SUPPORT	BASE D'APPUI	STÜTZUNTERLAGE	BASE DE APOYO
3	400250	2	ROSETTA SOTTOVITE D=5X20	SPECIAL WASHER	RONDELLE SPECIALE	UNTERLAGSCHEIBE SPEZIAL	ARANDELA ESPECIAL
4	449158	1	DISTANZIALE KIT PORTA ACCESSORI MXL 2018	SPACER	ENTRETOISE	DISTANZHÜLSE	DISTANCIADOR
5	438304	2	VITE M5x30 TSPTC UNI 7688 ZINC. NERO	SCREW	VIS	SCHRAUBE	TORNILLO

GROUP DECAL
GROUPES DE ETIQUETTE
GRUPPE SCHILD
GRUPOS ETIQUETA

431191 (FSS)

[illegible]

[illegible]



FIMAP S.p.A.

✉ Via Invalidi del Lavoro, 1

37059 S. Maria di Zevio (VR)

Italia

☎ +39 045 6060411 - 📠 +39 045 6060417

@ fimap@fimap.com 🌐 www.fimap.com